

# CRIMES AGAINST BUSINESSES

## 2018 Commercial Victimisation Survey

### WHOLESALE & RETAIL

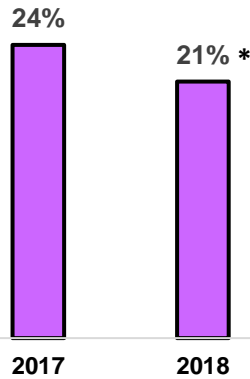
\* Indicates a statistically significant change

In the 2018 CVS theft by customer accounted for 71% of all crime against the W&R sector.



Theft by customer increased to around 19,300 incidents per 1,000 premises in the 2018 CVS from around 10,500 incidents per 1,000 premises in the 2012 CVS.

Proportion of businesses that experienced theft by customer.



42% of businesses reported theft by customer to the police in the 2018 CVS, little change from the 2012 CVS (41%).



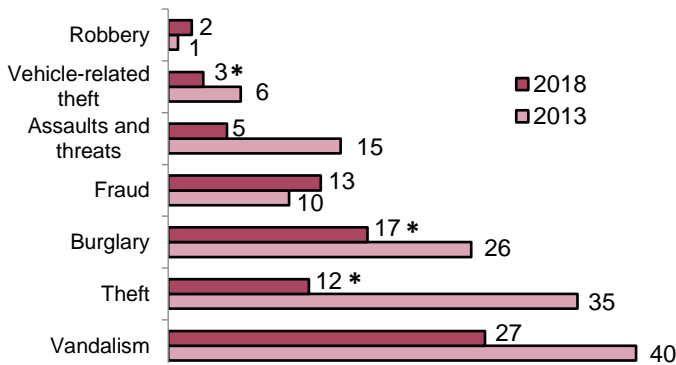
Median value of items stolen in all incidents of theft by customer per victim



### AGRICULTURE, FORESTRY & FISHING

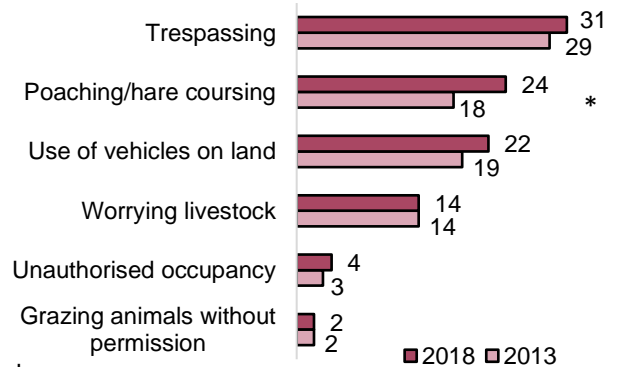
\* Indicates a statistically significant change

Number of incidents (in thousands) by crime type



Most crime types showed a fall between 2013 and 2018, except for fraud and robbery which showed (non-statistically significant) increases.

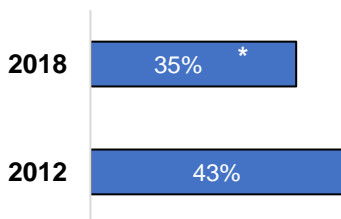
Proportion of business premises that experienced agriculture-related ASB



### ACCOMMODATION AND FOOD

\* Indicates a statistically significant change

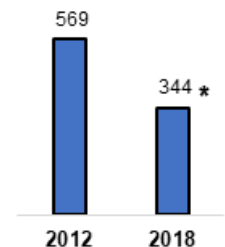
A fall in prevalence rates was found when comparing the 2018 CVS with the 2012 CVS.



Crime in this sector has remained stable in the 2018 CVS with around 5,000 incidents per 1,000 premises.



Incidents of vandalism against the sector fell in the 2018 CVS (c.340 per 1,000 premises) compared with the 2012 CVS (c.570 per 1,000 premises).



Number of incidents per 1,000 premises