



Home Office

Individuals referred to and supported through the *Prevent* Programme, April 2015 to March 2016

Statistical Bulletin 23/17

9 November 2017

Further information

The 'Individuals referred to and supported through the *Prevent* Programme, April 2015 to March 2016' publication and other Home Office statistical releases are available from the [Statistics at Home Office](#) pages on the GOV.UK website.

The dates of forthcoming publications are pre-announced and can be found via the [GOV.UK statistical release calendar](#).

Contents

1	Key findings	4
2	Introduction	5
3	Supporting vulnerable people through Prevent	8
4	Demographics.....	10

1 Key findings

1.1 Supporting vulnerable people through *Prevent*

In 2015/16, a total of 7,631 individuals were subject to a referral due to concerns that they were vulnerable to being drawn into terrorism.

The education sector made the most referrals (2,539) accounting for 33%, followed by the police (2,377) accounting for 31% of referrals.

Of the 7,631 individuals referred in 2015/16, 2,766 (36%) left the process requiring no further action, 3,793 (50%) were signposted to alternative services and 1,072 (14%) were deemed suitable, through preliminary assessment, to be discussed at a Channel panel.

In 2015/16, 381 people received Channel support following a Channel panel. Of these, 365 (96%) individuals have subsequently left the process, and 16 (4%) are currently still receiving Channel support. Of those who have left the Channel process, 302 (83%) did so with their vulnerability to being drawn into terrorism judged as having been successfully reduced. The remaining 63 (17%) individuals withdrew from the Channel process, although in some cases support from other services may still be in place and any terrorism risk that might be present is managed by the police.

1.2 Age

In 2015/16, of the 7,631 individuals referred, the majority (4,274; 56%) were aged 20 years or under. Those aged 20 years or under also made up the majority of the 1,072 individuals discussed at a Channel panel (679; 63%) and the 381 individuals that received Channel support (273; 72%).

1.3 Gender

In 2015/16, of the 7,631 individuals referred, the majority were male (5,925; 78%). Males also made up the majority of the 1,072 individuals discussed at a Channel panel (857; 80%) and the 381 individuals that received Channel support (322; 85%).

1.4 Type of Concern

In 2015/16, of the 7,631 individuals referred, 4,997 (65%) were referred for concerns related to Islamist extremism and 759 (10%) were referred for concerns related to right wing extremism.

Concerns about Islamist extremism also accounted for the majority of the 1,072 individuals discussed at a Channel panel (819; 76%) and the 381 individuals that received Channel support (264; 69%).

Of the 1,072 individuals discussed at a Channel panel, 189 were referred for concerns related to extreme right wing extremism (18%) and this proportion increased for the 381 individuals who received Channel support (99; 26%).

1.5 Region

In 2015/16, of the 7,631 individuals referred, the largest proportion was from London (1,915; 25%), followed by the North East region (1,273; 17%).

The largest proportion of the 1,072 individuals discussed at a Channel panel in 2015/16 was from the North East region (287; 27%) followed by London (233; 22%). Of the 381 individuals receiving Channel support, the largest proportion was from London (94; 25%).

2 Introduction

2.1 General Introduction

This release contains statistics on the number of individuals referred to and supported through the *Prevent* Programme in England and Wales from April 2015 to March 2016. It includes their journey from referral to support, followed by demographic statistics, including: age, gender, concern raised by the initial referrer and geographical location of the individual. Data tables in [Annex A](#) include data relating to the individuals referred to and supported through the *Prevent* Programme from April 2015 to March 2016. Data tables in [Annex B](#) include data of individuals referred to and supported through the Channel programme from April 2012 to March 2015. It should be noted that 2015/16 is the first year of data since the Prevent Duty came into force, with a large number of agencies, institutions and groups only receiving Prevent training during the year. Any comparisons with previous years should note this as being a factor.

This introduction gives a brief overview of how vulnerable people are supported through the *Prevent* programme. For more information about the process, please see the following publications on the GOV.UK website: [Prevent Strategy](#), [Prevent Duty Guidance](#) and [Channel Duty Guidance](#).

2.2 The Prevent Strategy

The *Prevent* Strategy, published by the Government in July 2011, forms part of the Government's wider counter-terrorism strategy, known as CONTEST. It aims to safeguard people from becoming terrorists or supporting terrorism. *Prevent* addresses all forms of terrorism, including when it is inspired by Islamist or by extreme right wing ideologies.

2.3 Identification and Referrals

If a member of the public, or someone working with the public has a concern about a person they know who may be radicalised, they can raise these concerns with their local authority safeguarding team or the police for an assessment.

Staff working in organisations which have contact with the public may receive training which can help them to identify people who may be vulnerable to being drawn into terrorism, and what to do about it. Local authorities, schools, colleges, universities, health bodies, prisons, probation organisations, and the police are subject to a statutory duty through the Counter-Terrorism and Security Act 2015 to include in their day-to-day work consideration of the need to safeguard people from being drawn into terrorism.

2.4 Initial Assessment

A very early screening stage by police may eliminate some referrals before they are recorded on the Prevent Case Management tracker if they are based on incomplete and obviously inaccurate information. All referrals with a concern around vulnerability to radicalisation are screened by the police to check that the individual is not already part of a terrorism investigation, as these individuals are not appropriate for Channel support. Once this has taken place, in many cases the initial assessment of a referral concludes that no further action is required. In others, a person's vulnerability may be assessed as not linked to radicalisation and an onward referral might be made for another form of support. These referrals are confidential and do not result in a criminal record or any other form of sanction.

2.5 The Channel Programme

The Channel programme in England and Wales is a voluntary initiative that provides a multi-agency approach to support people vulnerable to being drawn into terrorism. For those individuals where the police assess there is a risk of radicalisation, a Channel panel chaired by the local authority, and attended by other partners, such as representatives from education and health services, will meet to discuss the referral, assess the extent of the vulnerability, and decide on a tailored package of support

to be offered to the individual. Channel panels will only offer support where they consider that it is necessary and proportionate to do so, given all the circumstances of the case. Information shared among partners is strictly in accordance with the terms of the Data Protection Act.

The Counter-Terrorism and Security Act 2015 placed the Channel programme on a statutory footing and created a duty on each local authority in England and Wales to ensure that there is a panel in place for its area. Statutory guidance for Channel panels was published in March 2015.

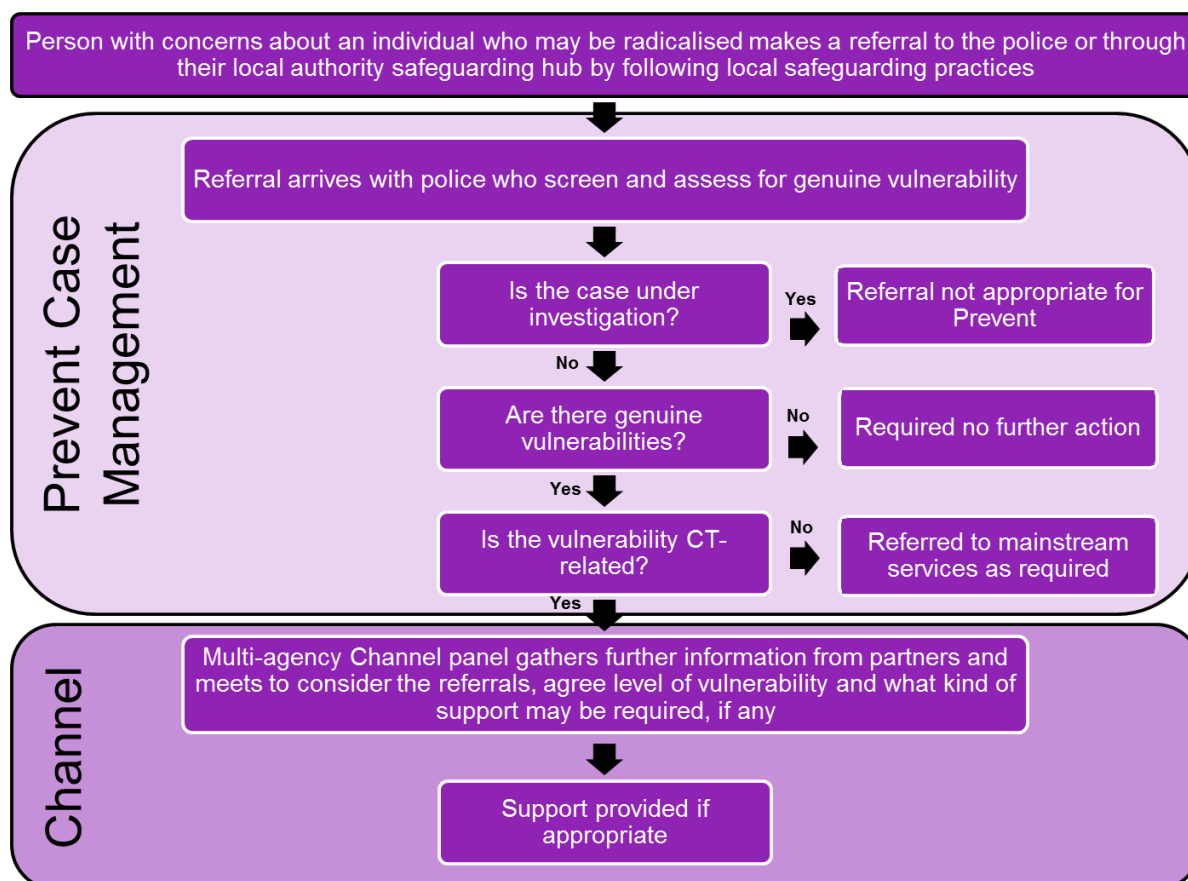
2.6 Providing support and leaving the programme

Participation in the Channel programme is voluntary and confidential. Many types of support are available, addressing educational, vocational, mental health, and other vulnerabilities. Ideological mentoring is common.

A Channel panel will, on a monthly basis, monitor the progress of an individual in receipt of Channel support. When the panel decides that a person's vulnerabilities have been adequately addressed they will leave the Channel programme. Support to address particular non-radicalisation related concerns could continue in some cases and would be managed outside of the Channel programme.

People in receipt of support from the Channel programme but who drop out, may be offered alternative forms of support by the local authority or other providers. In these circumstances, any risk of terrorism that they might present will be managed by the police.

Figure 2.1: *Prevent* process flow diagram



Source: Home Office

2.7 Experimental Statistics

Due to the provisional nature of this dataset, these statistics have been designated as **Experimental Statistics**. It was acknowledged that there was a need for greater consistency in recording referrals across the regions. Work has been undertaken to improve this.

If you have any comments on the content or presentation of these statistics, please email:

Preventstatistics@homeoffice.gsi.gov.uk

3 Supporting vulnerable people through *Prevent*

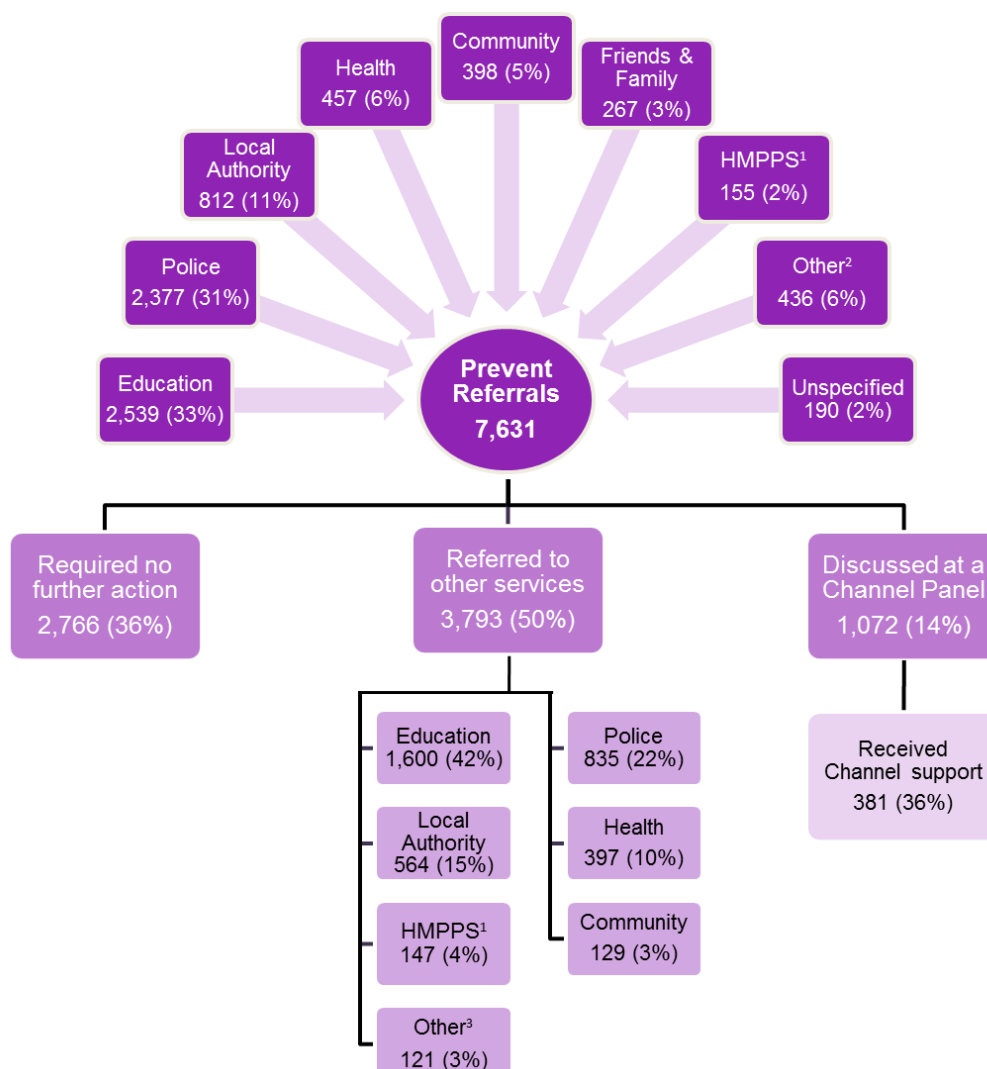
3.1 Introduction

This section presents statistics on the number of individuals referred due to concerns of vulnerability to being drawn into terrorism, including the sector of referral. It also provides information on how these individuals are assessed and supported, including those who required no further action, a referral to another service, or were reviewed by a Channel panel for support through the Channel programme.

3.2 The Referral Process

In 2015/16, a total of 7,631 individuals were subject to a referral due to concerns that they were vulnerable to being drawn into terrorism (Figure 3.1). The education sector made the most referrals (2,539) accounting for 33%, followed by the police (2,377) accounting for 31% of referrals.

Figure 3.1: Sector of referral and subsequent journey, 2015/16



Source: Table [P.01-02](#), Home Office

Notes:

1. Her Majesty's Prison and Probation Service
2. 'Other' sector of referral includes employment, fire services, HMRC, HO Immigration Enforcement, military and other.
3. 'Other' services include HMRC, faith, employment, fire services, HO Immigration Enforcement, military and other.

Of the 7,631 individuals referred in 2015/16:

- 2,766 (36%) left the process requiring no further action
- 3,793 (50%) were signposted to alternative services
- 1,072 (14%) were deemed suitable, through preliminary assessment, to be discussed at a Channel panel.

Of the 3,793 individuals who were referred to alternative services for support, they were most commonly signposted to the education sector (1,600; 42%).

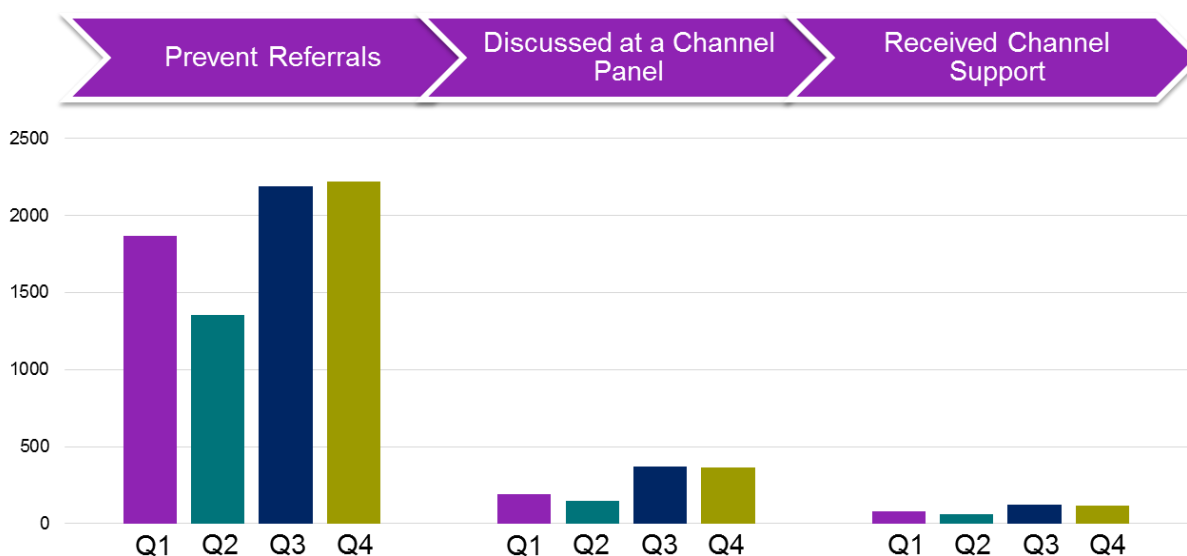
Of the 1,072 individuals deemed suitable through preliminary assessment to be discussed at a Channel panel, 381 (36%) subsequently received support through the Channel programme. Of the individuals who received Channel support, 365 (96%) have left the Channel process and 16 (4%) are currently still receiving Channel support¹.

Of the 365 individuals who received Channel support in 2015/16 and have subsequently left the process, 302 (83%) left with their vulnerability to being drawn into terrorism judged as having been successfully reduced. The remaining 63 (17%) individuals withdrew from the Channel process, although in some cases support from other services may still be in place and any terrorism risk that might be present is managed by the police.

3.3 Referrals by financial quarter

In July 2015 (Q2), a statutory duty was placed on certain bodies² which required them in the exercise of their functions to have 'due regard'³ to the need to prevent people from being drawn into terrorism'. Following the introduction of this requirement, there was a notable increase in the number of referrals, with a 37% increase between the first half and the second half of 2015/16 (Figure 3.2). The terrorist attack in Paris on 13th November 2015 (Q3) is also likely to have contributed to this increase in referrals.

Figure 3.2: Referrals by financial quarter, 2015/16



Source: Table P.02, Home Office

¹ At the date of data provision (20 October 2017) 4% were still currently receiving Channel support.

² Specified authorities include local government, criminal justice, education & child care, health & social care and police.

³ Authorities should place an appropriate amount of weight on the need to prevent people being drawn into terrorism when they consider all the other factors relevant to how they carry out their usual functions.

4 Demographics

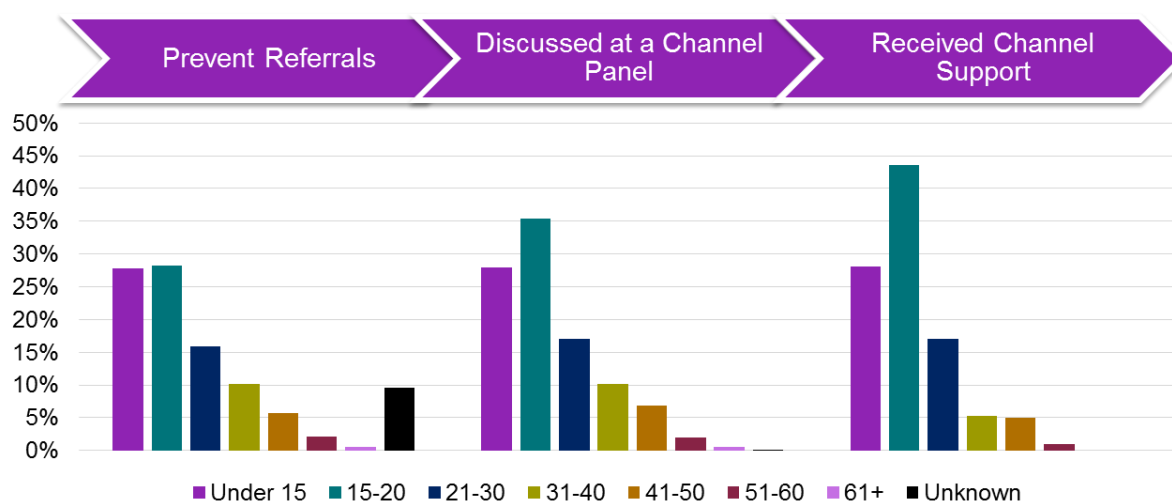
4.1 Introduction

This section presents statistics on individuals: referred due to concerns about their vulnerability to being drawn into terrorism; discussed at a Channel panel; and receiving Channel support by different demographics. These include age, gender, concern raised by the initial referee and geographical location of the individual.

4.2 Age

In 2015/16, of the 7,631 individuals referred, the majority (4,274; 56%) were aged 20 years or under (Figure 4.1). Those aged 20 years or under also made up the majority of the 1,072 individuals discussed at a Channel panel (679; 63%) and the 381 individuals that received Channel support (273; 72%).

Figure 4.1: Age group of those referred, discussed at a Channel panel and who received Channel support, 2015/16



Source: Table [D.01](#), *Home Office*

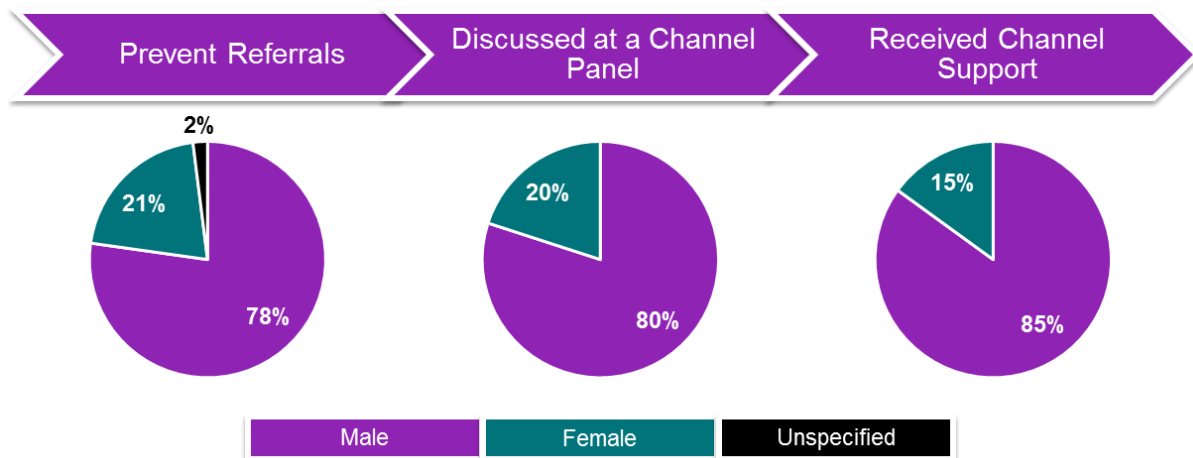
Age by Sector of Referral

Individuals referred in 2015/16 from the education sector had the youngest median age (14) whereas referrals from the health sector had the oldest median age (27).

4.3 Gender

In 2015/16, of the 7,631 individuals referred, the majority were male (5,925; 78%). Males also made up the majority of the 1,072 individuals discussed at a Channel panel (857; 80%) and the 381 individuals that received Channel support (322; 85%).

Figure 4.2: Gender of those referred, discussed at a Channel panel and who received Channel support, 2015/16



Source: Table [D.02](#), Home Office

4.4 Type of Concern

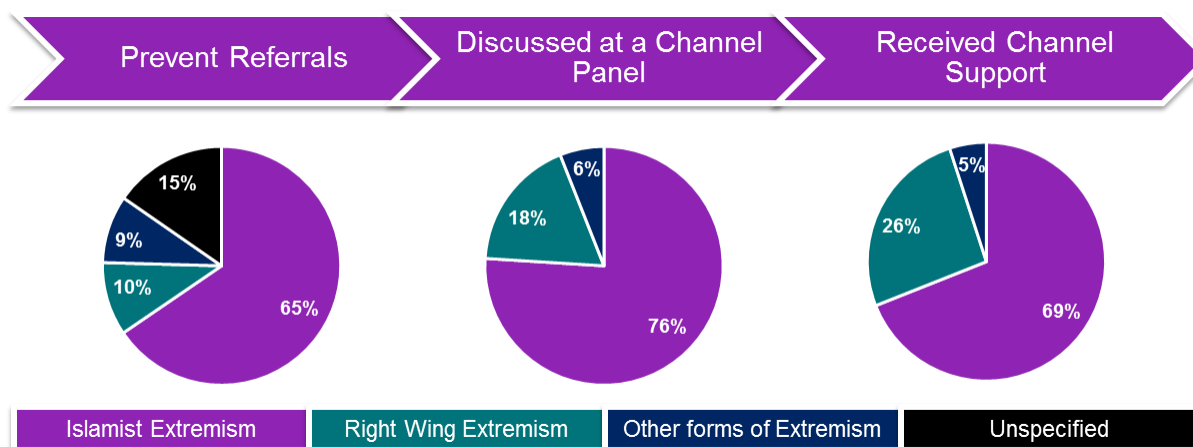
In 2015/16, of the 7,631 individuals referred, 4,997 (65%) were referred for concerns related to Islamist extremism and 759 (10%) were referred for concerns related to right wing extremism (Figure 4.3).

Concerns about Islamist extremism also accounted for the majority of the 1,072 individuals discussed at a Channel panel (819; 76%) and the 381 individuals that received Channel support (264; 69%).

Of the 1,072 individuals discussed at a Channel panel, 189 were referred for concerns related to right wing extremism (18%). Of the 381 people receiving Channel support, 99 had been referred for concerns related to right wing extremism (26%).

Those with extreme right wing related concerns were proportionately more likely to receive Channel support (99 of 189; 52%), compared to those with Islamist related concerns (264 of 819; 32%).

Figure 4.3: Type of concern of those referred, discussed at a Channel panel and who received Channel support, 2015/16



Source: Table [D.03](#), Home Office

Age by Type of Concern

Of the 4,997 individuals referred for concerns related to Islamist extremism, the largest proportion were aged under 15 (1,504; 30%). Of the 759 referred for concerns related to right wing extremism, the largest proportion were aged 15 to 20 (271; 36%).

Of the 819 individuals discussed at a Channel panel referred for concerns related to Islamist extremism, the largest proportion were aged 15 to 20 (275; 34%). This was also the case for the 189 individuals discussed at a Channel panel referred for concerns related to right wing extremism (80; 42% aged 15 to 20).

Of the 264 individuals who received Channel support for Islamist related concerns, the largest proportion were aged 15 to 20 (110; 42%). This was the same for the 99 individuals who received Channel support for concerns related to right wing extremism (47; 47% aged 15 to 20).

Gender by Type of Concern

Referrals for concerns about right wing extremism were proportionately more likely to involve males compared to those related to Islamist extremism. Of the 4,997 individuals referred for concerns related to Islamist extremism 3,741 (75%) were male, whereas of the 759 referred for concerns related to right wing extremism, 694 were male (91%).

The same picture was seen for the 819 individuals discussed at a Channel panel referred for concerns related to Islamist extremism (624; 76% male), compared to the 189 individuals discussed at a Channel panel referred for concerns related to right wing extremism (177; 94% male).

Again, of the 264 individuals who received Channel support for concerns related to Islamist extremism, 212 were male (80%), whereas of the 99 individuals who received Channel support for concerns related to right wing extremism, 94 were male (95%).

4.5 Region

In 2015/16, of the 7,631 individuals referred, the largest proportion was from London (1,915; 25%), followed by the North East region (1,273; 17%).

The largest proportion of the 1,072 individuals discussed at a panel in 2015/16 was from the North East region (287; 27%) followed by London (233; 22%). Of the 381 individuals receiving Channel support, the largest proportion was from London (94; 25%).

Figure 4.4: Regional distribution of those referred, discussed at a Channel panel and who received Channel support, 2015/16

Region	Prevent Referrals		Discussed at a Channel Panel		Received Channel Support	
	Number	Proportion	Number	Proportion	Number	Proportion
East	717	9%	150	14%	31	8%
East Midlands	555	7%	50	5%	23	6%
London	1,915	25%	233	22%	94	25%
North East	1,273	17%	287	27%	53	14%
North West	948	12%	89	8%	45	12%
South East	783	10%	81	8%	37	10%
South West	524	7%	45	4%	17	4%
Wales	148	2%	40	4%	31	8%
West Midlands	768	10%	97	9%	50	13%
Total	7,631		1,072		381	

Source: Table [D.04](#), Home Office

Region by Type of Concern

Of the 4,997 individuals referred for concerns related to Islamist extremism, the largest proportion were from London (1,386; 28%) whereas of the 759 individuals referred for concerns related to right wing extremism, the largest proportion were from the North East (159; 21%).

Of the 819 individuals discussed at a Channel panel referred for concerns related to Islamist extremism, the largest proportion were in the North East (240; 29%) which was the same for the 189 individuals discussed at a Channel panel referred for concerns related to right wing extremism (37; 20%).

Of the 264 individuals who received Channel support for concerns related to Islamist extremism, the largest proportion were in London (74; 28%) whereas the 99 individuals who received Channel support for concerns related to right wing extremism were more evenly distributed across regions with London accounting for the largest proportion (15; 15%).

Statistical Bulletins are prepared by staff in Home Office Statistics under the National Statistics Code of Practice and can be downloaded from GOV.UK:

<https://www.gov.uk/government/organisations/home-office/about/statistics>

ISBN: 978-1-78655-423-9

ISSN: 1759-7005



© Crown copyright 2017

This publication is licensed under the terms of the Open Government Licence v3.0 except where otherwise stated. To view this licence, visit nationalarchives.gov.uk/doc/open-government-licence/version/3 or write to the Information Policy Team, The National Archives, Kew, London TW9 4DU, or email: psi@nationalarchives.gsi.gov.uk.

Where we have identified any third party copyright information you will need to obtain permission from the copyright holders concerned.