



Quarterly Epidemiological Commentary: mandatory MRSA, MSSA and *E. coli* bacteraemia, and *C. difficile* infection (data up to January-March 2017)

MRSA bacteraemia



out of every
100,000 persons
acquired an MRSA bacteraemia in
January-March 2016

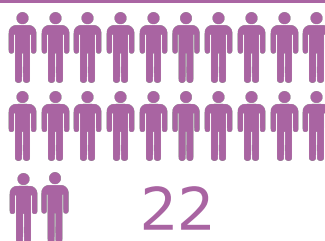


out of every
100,000 persons
acquired an MRSA bacteraemia in
January-March 2017

MSSA bacteraemia

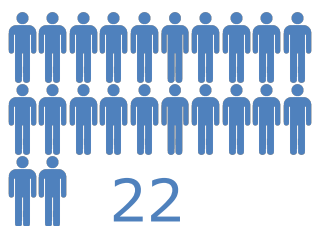


20
out of every
100,000 persons
acquired an MSSA bacteraemia in
January-March 2016

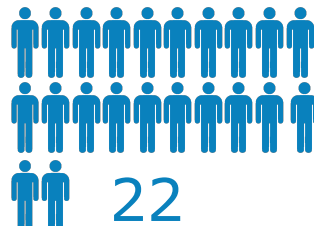


22
out of every
100,000 persons
acquired an MSSA bacteraemia in
January-March 2017

C. difficile infection



22
out of every
100,000 persons
acquired a *C. difficile* infection in
January-March 2016



22
out of every
100,000 persons
acquired a *C. difficile* infection in
January-March 2017

E. coli bacteraemia

69

out of every
100,000 persons
acquired an *E. coli* bacteraemia in
January-March 2016

72

out of every
100,000 persons
acquired an *E. coli* bacteraemia in
January-March 2017