EU type-examination certificate
UK/0126/0019 Revision 26

Issued by

NMO
Notified Body Number 0126

In accordance with the requirements of the Measuring Instruments Regulations 2016 (S.I. 2016 No. 1153) which implement, in the United Kingdom, Council Directive 2014/32/EU, this EU-type examination certificate has been issued to:

NINGBO GREAT WALL PRECISION INDUSTRIAL CO.,LTD.
(Konfoong Group Ltd, Hong Kong)
1 Konfoong Road
Yangming Technology Industrial Park
Yuyao City
Zhejiang Province
China 315400

in respect of:	Material measure of length
accuracy class:	II
nominal lengths and widths:	2 m x 12.5 mm Additional models, lengths and widths up to 50 m x 15 mm are described in section 7 of the descriptive annex to this certificate.

The necessary data (principal characteristics, alterations, securing, functioning etc) for identification purposes, and conditions (when applicable), are set out in the descriptive annex to this certificate.

This revision replaces previous versions of the certificate.

Issue Date: **09 March 2017**
Valid Until: **02 March 2018**

Grégory Glas
Technical Manager
For and on behalf of the Head of Certification Body

UKAS PRODUCT CERTIFICATION
0135

Descriptive Annex

1 REGULATIONS

The measuring instrument in respect of which this EU type examination certificate has been issued is subject to the provisions and requirements of the requirements of Council Directive 2014/32/EU.

2 DESCRIPTION OF THE PATTERN

The pattern is a small composite measure, which has a dual graduated blade. The blade is 2 m long, 12.5 mm wide, made of steel with a sliding hook at the free end. It has black and red markings on a white, or yellow, background protected by a clear film. The blade is graduated in millimetres throughout on both edges; half-centimetres are also marked. The centimetre and the decimetre intervals are numbered consecutively throughout.

3 TECHNICAL DATA

3.1

(a)	Accuracy class:	II
(b)	Nominal length:	2 m
(c)	Scale interval:	1 mm

4 INSCRIPTIONS

The following inscriptions are marked at the beginning of the blade on the front face:

(a)	Nominal length:	2 m
(b)	Manufacturer's identification:	“GREAT WALL” and/or logo
(c)	Class of accuracy:	II
(d)	EU type examination certificate:	UK/0126/0019

5 APPROVAL CONDITIONS

The certificate is issued subject to the following conditions.

5.1 Legends and inscriptions

5.1.1 The following markings and inscriptions legends are durably and legibly marked onto the blade of the tape measure: and fulfil the requirements of Paragraph 9 of Annex I of the Directive 2014/32/EU:

- ‘CE’ mark
- Supplementary metrology mark
- Notified Body number
- Accuracy class
- Manufacturers mark or name and postal address
- Certificate number
- Tractive force (if applicable)
- Reference temperature (if other than 20°C)

5.1.2 The model of the tape measure cases are identified by the series number. The following codes may follow the case series number to denote the associated blade width:

- W 16 mm
- E 19 mm
- X 25 mm
- F 32 mm

6 LOCATION OF MARKS

6.1 The inscription in section 4 together with the 'CE' marking, supplementary metrology marking and notified body number are printed on the blade near the beginning.

7 ALTERNATIVES

7.1 Having alternative models of steel tape measure blade as described in Table 1 below.

Accuracy class	Nominal length (m)	Nominal widths (mm)	Accuracy class	Nominal length (m)	Nominal widths (mm)
II	1	6	II	10	10, 12.5, 25, 32
II	2	6, 12.5, 16	II	20	10, 12.5
II	3	12.5, 16, 19	II	30	10, 12.5, 32
II	3.5	12.5, 16, 19	II	50	10, 12.5, 32
II	5	12.5, 16, 19, 25			
II	5.5	16, 19, 25			
II	6	19, 25			
II	7.5	25			
II	8	25, 32			

Table 1

7.1.1 The blade may be enclosed in a plastic case which is identified by the model series number, e.g. GW 203 - GW (Great Wall), -2 (nominal length), 03 (case series number). The following table lists those cases which are marked with a case dimension for making internal measurements.

Accuracy class	Case series	Case marking (mm)	Accuracy class	Case series	Case marking (mm)
II	03	66	II	37	75
II	03	72	II	53	60
II	05	57	II	53	70
II	05	63	II	53	82
II	09	64	II	53	87
II	09	70	II	56	56
II	12	63	II	56	73
II	12	66	II	56	85
II	12	72	II	58	85
II	29	80	II	58	86
II	35	70	II	75	60
II	37	63	II	75	70

Table 2

7.1.1.1 Having the case series listed in Table 2 without a case dimension marking, for making internal measurements.

7.1.2 The following case/reel series are not marked with a case dimension for making internal measurements*. The case/reel may be in any colour.

series 01	series 02	series 10	series 11
series 16	series 18	series 28	series 42
series 39	series 46	series 55	series 66
series 61	series 68	series 69	series 77
series 78	series 80	series 81	series 85
series 89	series 92	series 96	series 99
series A1	series A2	series A8	series A15
series A18	series A19	series J7	series J8
series J11	series J13	series J15J	series J18
series A25	Series 62	Series 31	Series 35*
series 11-1	series A44	Series 15	Series 78-1
Series J19	Series 08-1	Series YJ-09	Series 43
Series 74	Series 83	Series 98	Series 8
Series 1	Series 85	Series 3	Series 5
Series 71	Series 72	Series A60	Series A61
Series 45	Series 73	Series 21	Series 23

Table 3

*** Note:** Case series 35 may have Imperial graduations marked on the lower edge. These have been taken in to consideration as 'supplementary indications'. Approval under this Certification is limited to the metric graduations only.

7.1.3 The case may be fitted with any of the following:

- blade lock,
- belt clip
- wrist / carrying strap.

7.1.4 The blade may be fitted with a magnet on the end hook. The magnet should only be used as a "reference point" for the blade when a measurement is made with the blade "under compression", and not be used as a "reference point" for the blade when a measurement is made with the blade "under tension".

7.1.5 The case, which may be any colour, may be marked with a case dimension, as indicated in table 2, for making internal measurements. The strap should not interfere with the measurement when making internal dimension measurements.

7.1.6 The case may be fitted with a rubber sleeve / grip.

7.1.7 The belt clip shall not obscure case dimension markings.

7.1.8 Having the following markings, which are in addition to the manufacturer's identification of "GREAT WALL" and/or logo.

- METLAND
- ALFA
- WALTER
- ROTHENBERGER
- RAAB KARCHER
- ALYCO
- CONTINENTAL
- JEWSON
- WOMAX
- KARAN
- VALEX
- AKIFIX
- TOPEX
- NEO TOOLS

- TORNEIRO
- GOOD YEARS
- NOVIPro
- SIBA
- HODARA (Brand name: Hu firma)
- ADW
- TOP CRAFT
- WISVO
- BRüDER MANNESMANN
- KLY-TEK
- BLACK&DECKER
- SPEAR & JACKSON ECLIPSE
- MEISTER
- İNANÇ
- YILTEK
- HOLDON
- ETVAL
- Hornbach Baumarkt AG
- Metrica or RING
- ZiMAK
- KRL
- TOP TOOLS
- SKIL
- ANT
- COSMOS
- UGR
- SKILLS
- VIP-TEC
- NoRa
- GO/ON
- ORIENT
- FORTE
- JUNIOR
- ERATOOL
- TECHNO TOOLS
- ZJD
- BOSCH
- Tchokko!
- SENUKU PREKYBOS CENTRAS UAB
- Beta
- ayce
- PROTECO

7.1.9 Having an alternative model of 5 m x 19 mm, which has a dual graduated blade. The blade is graduated in millimetres throughout on the upper edge, and Imperial graduations on the lower edge. The imperial graduations have been taken in to consideration as 'supplementary indications'. Approval under this Certification is limited to the metric graduations only.

7.1.10 Having the following alternative model identifications for the additional markings specified:

WISVO
44.025802
44.035835
44.055805
44.085808
44.105810

Hu firma
HF775
HF776
HF777
HF778

SKIL
F0150505AA
F0150508AA

Table 4

WISVO model 44.085808 is marked with a case dimension of 85 mm.

Hu firma model HF778 may be marked with a case dimension of 85 mm.

7.1.11 Having the following alternative model identifications for the additional markings specified:

VIP-TEC			
VT300316	VT310316	VT3201013	VT3301013
VT300516	VT310519	VT3202013	VT3302013
VT300519	VT310525	VT3203013	
VT300525		VT3205013	

Table 5

7.1.12 Having alternative models which have a dual graduated blade. The blade is graduated in millimetres throughout on the lower edge, and Imperial graduations on the upper edge. The imperial graduations have been taken in to consideration as 'supplementary indications'. Approval under this Certification is limited to the metric graduations only.

Accuracy class	Nominal length	Nominal widths(mm)
II	3m / 10ft	16
II	8m / 26ft	25

Table 6

7.1.13 Having the following alternative model identifications for the additional markings specified:

MEISTER,B1, MEROX,TOOM			
6532300	6530008	6509000	6508000
6532308	6530200	6531000	6508010
6532500	6530206	6531008	6530100
6532508	6530208	6571006	6530106
6532800	6530250	6571008	6530108
6532808	6530300	6572006	
6530000	6530350	6572008	
6530006	6530358	6575010	

Table 7

7.1.14 Having the following alternative model identifications for the additional markings specified:

Great Wall	KLY-TEK	Great Wall	KLY-TEK
JGW-208	AK108	JGW-2011	AK152
JGW-308	AK109	JGW-3011	AK153
JGW-508	AK110	JGW-5011	AK154
GWF-1016	AK148		
GWF-2016	AK149		
GWF-3016	AK150		
GWF-5016	AK151		

Table 8

7.1.15 Having the following alternative model identifications for the additional markings specified:

Great Wall	ORIENT	Great Wall	ORIENT
GW-269	AK111	JGWF-301	AK132
GW-269W	AK112	JGWF-501	AK133
GW-369	AK113	JGW-208	AK134
GW-369W	AK114	JGW-308	AK135
GW-569W	AK115	JGW-508	AK136
GW-569E	AK116	GW-1085X	AK137
GW-569X	AK117	GW-285	AK138
GW-7H69X	AK118	GW-285W	AK139
GW-1069X	AK119	GW-385	AK140
GW-246	AK120	GW-385W	AK141
GW-246W	AK121	GW-585E	AK142
GW-346	AK122	GW-585X	AK143
GW-346W	AK123	GW-7H85X	AK144
GW-346E	AK124	JGWF-203	AK145
GW-546W	AK125	JGWF-303	AK146
GW-546E	AK126	JGWF-503	AK147
GW-546X	AK127	JGW-105	AK155
GW-846X	AK128	JGW-205	AK156
GW-1046X	AK129	JGW-305	AK157
JGWF-101	AK130	JGW-505	AK158
JGWF-201	AK131		

Table 9

7.1.16 Having the following alternative model identifications for the additional markings specified:

Great Wall	Tchokko!
GW-539X	AT-5073

Table 10

7.1.17 Having the following alternative model identifications for the additional markings specified:

Great Wall	Hornbach Baumarkt AG
GW-346W	8214760
GW-546E	8214761
GW846X	8214762
GWF-3016	8214759

Table 11

7.1.18 Having the following alternative model identifications for the additional markings specified:

Great Wall	Metrica or RING
JGWF-501	40235

Table 12

7.1.19 Having the following blades fitted to a case style 93 or J20, bearing no dimensions:

Accuracy class	Nominal length (m)	Nominal widths (mm)
II	10	10, 12.5, 25, 32
II	20	10, 12.5
II	30	10, 12.5, 32
II	50	10, 12.5, 32

Table 13

7.1.20 Having the following blades fitted to a case style A62, A63 or A65, bearing no dimensions:

Accuracy class	Nominal length (m)	Nominal widths (mm)
II	3	12.5, 16, 19
II	3.5	12.5, 16, 19
II	5	12.5, 16, 19, 25
II	5.5	16, 19, 25
II	6	19, 25
II	7.5	25
II	8	25, 32
II	10	10, 12.5, 25, 32

Table 14

7.1.21 Having the following alternative model identifications for the additional markings specified:

Great Wall	KRL
GW-366W	KRL-366W
GW-566E	KRL-566E
GW-566X	KRL-566X
GW-1066X	KRL-1066X

Table 15

7.2 Having alternative models of tape measure blade as described in the table below, manufactured from fibreglass, which can be identified by the model series number, e.g. GWF 3016 - GW (Great Wall), F – fibreglass,-30 (nominal length), 16 (case series number).The blade may be enclosed in a close case or open reel.

Accuracy class	Nominal length (m)	Nominal widths (mm)
III	10	13, 15
III	15	13, 15
III	20	13, 15
III	30	13, 15
III	50	13, 15

Table 16

7.2.1 The centimetre intervals on the blade are numbered consecutively from 1 to 9 for each decimetre; this pattern is repeated throughout the blade. Half-decimetres are marked with an arrow. The number of metres is stated in red. The scale markings are in black on a white background. The blade is terminated by a metal ring, which is attached by means of a reinforcing plastic strip approximately 6 cm long. The zero mark is offset approximately 8 cm inwards from the end of the blade or the graduation starts from the attachment ring.

7.2.2 The blade may be fitted with a plastic ring and metal end-hook attached to it by means of a plastic clamp that obscures up to the first 30 mm of the blade. The end-hook may be laid flat against the plastic clamp when not in use. The first 195 mm of the blade may be covered by a yellow, transparent plastic reinforcing strip.

7.2.3 The blade may be fitted to a case type J20 (Figure 56).

7.3 Having an alternative style of hook fitted to the end of the tape measure blade, as shown in figure 15.

7.4 Having alternative models of tape measure blade as described in the table below, see figure 55, manufactured from fibreglass, which can be identified by the model series number, e.g. GWF 3XX - GW (Great Wall), F – fibreglass,-3 (nominal length), The blade has no case or open reel. They have the additional manufacture's mark of the Post Office:

Accuracy class	Nominal length (m)	Nominal widths (mm)
III	3	20

Table 17

7.5 The scale ends at the nominal length, then there is a blank space where the manufacturer and importer address are printed according to Directive 2014/32/EU.

8 ILLUSTRATIONS

Figure 1	The pattern	Figure 2	Series 03 case
Figure 3	Series 05 case	Figure 4	Series 09 case
Figure 5	Series 12 case	Figure 6	Series 29 case
Figure 7	Series 37 case	Figure 8	Series 53 case
Figure 9	Series 56 case	Figure 10	Series 58 case
Figure 11	Series 75 case	Figure 12	Series HF 77x
Figure 13	Series A18 GW8A18X case	Figure 14	Dual graduated blade model.
Figure 15	Alternative model of hook	Figure 16	Series JGW-Y
Figure 17	Series J5	Figure 18	Series 78 case
Figure 19	Series 02 case	Figure 20	Case style – Series 16
Figure 21	Case style – Series 11	Figure 22	Case style – Series A25
Figure 23	Case style – Series 62	Figure 24	Case style – Series 31
Figure 25	Case style – Series 35	Figure 26	Case style – Series 11-1
Figure 27	Case style – Series A44	Figure 28	Case style – Series 15
Figure 29	Case style – Series 78-1	Figure 30	Case style – Series J19
Figure 31	Case style – Series 08-1	Figure 32	Case style – Series YJ-09
Figure 33	Example of dual graduated blade design (metric lower scale)		
Figure 34	Case style - Series A1	Figure 35	Case style - Series 43
Figure 36	Case style - Series 74	Figure 37	Case style - Series 83
Figure 38	Case style - Series 98	Figure 39	Case style - Series 8
Figure 40	Case style - Series 1	Figure 41	Case style - Series 85
Figure 42	Case Style - Series 3	Figure 43	Case Style - Series 5
Figure 44	Case Style - Series 69	Figure 45	Case Style - Series 46
Figure 45	Case Style - Series 46	Figure 46	Case Style - Series 39
Figure 47	Case Style - Series 71	Figure 48	Case Style - Series 72
Figure 49	Case Style - Series A60	Figure 50	Case Style - Series A61
Figure 51	Case Style - Series 45	Figure 52	Case Style - Series 73
Figure 53	Case Style - Series 23	Figure 54	Case Style - Series 21
Figure 55	3 m fibreglass blade	Figure 56	Case Style - Series 93
Figure 57	Case Style - Series J20	Figure 58	Case Style - Series J22
Figure 59	Case Styles A62/A63/A65	Figure 60	Case Style 09 (alternative)

9 CERTIFICATE HISTORY

ISSUE NO.	DATE	DESCRIPTION
UK/0126/0019	20 August 2007	Type examination certificate first issued.
UK/0126/0019 Rev 1	05 November 2007	Revision 1 issued. Modification to Section 7.1.8: i) "Having the following alternative manufacturer's identification" is changed to "Having the manufacturer's following alternative identification" ii) Addition of manufacturer's alternative identification "COSMOS
UK/0126/0019 Rev 2	14 January 2008	Revision 2 issued. Modification to Section 7.1.8: i) "Having the manufacturer's following alternative identification" is changed to "Having the following markings, which are in addition to the manufacturer's identification of "GREAT WALL" and/or logo". ii) Addition of manufacturer's alternative identification ADW. Modification to Section 7.1.10: "Having the following alternative model identifications with the following manufacturer's alternative identification:" is changed to "Having the following alternative model identifications for the additional markings specified:" Figure 13 **Dual graduated blade model** is renumbered as Figure 14 New Figure 13 **Case style – A18 GW8A18X series** inserted
UK/0126/0019 Rev 3	13 May 2008	Revision 3 issued. Addition of section 7.3 Alternative style of hook, and Figure 15
UK/0126/0019 Rev 4	4 September 2008	Revision 4 issued. Addition of the following case series to table 3: 01, 02, 10, 11, 16, 18, 28, A1, A2, A8, A15, A18, A19, J7, J8, J11, J13, J15 and J18. Table rearranged in numerical order.
UK/0126/0019 Rev 5	12 March 2009	Revision 5 issued. Modification to Section 7.1.8: Addition of manufacturer's alternative identifications: i) UGR ii) TOP CRAFT iii) SKILLS

UK/0126/0019 Rev 6	11 June 2009	Revision 6 issued. Addition of Section 7.1.1.1 Modification to Section 7.1.8 to include Addition of manufacturer's alternative identification: i) VIP-TEC Which is the identification of : ARMETAL VE DOVME EL ALETLERI SAN.VE TIC.A.S BAGLAR ICI CAD.NO.:85 K.1/2 FIRUZKOY/AVCILAR ISTANBUL TURKEY Addition of Section 7.1.11
UK/0126/0019 Rev 7	12 November 2009	Revision 7 issued. Modification to Section 7.1.2: Addition of Series 78 case Addition of Figures 16, 17 & 18
UK/0126/0019 Rev 8	24 March 2010	Revision 8 issued. Modification to Section 7.1.8: Addition of manufacturer's alternative identification "NoRa"
UK/0126/0019 Rev 9	13 April 2010	Revision 9 issued. Modification to Section 7.1.8: Addition of manufacturer's alternative identification "BRüDER MANNESMANN" and brand
UK/0126/0019 Rev 10	07 January 2011	Revision 10 issued. Modification to layout of Table 1 in section 7.1. Section 7.1 - Addition of models: 3.5m*12.5mm; 3.5m*16mm; 3.5m*19mm; 5.5m*16mm; 5.5m*19mm; 5.5m*25mm; 7.5m*25mm to Modification to layout of Table 2 in section 7.1.1. Section 7.2 addition to include: • identification by the model series number • 15m fibreglass tape measure. Addition of Figures 19, 20 & 21
UK/0126/0019 Rev 11	26 January 2011	Revision 11 issued. Modification to Section 7.1.8: Addition of manufacturer's alternative identification; **GO/ON**

UK/0126/0019 Rev 12	07 July 2011	Revision 12 issued. Modification to Section 7.1.8: Addition of a manufacturer's two alternative identifications; i) KLY-TEK ii) ORIENT Which is the identification of: AKDEMIR MAKINA PAZARLAMA SANAYI VE DIS TICARET LTD.STI. YESILBAYIR MAH. SIMSIR SOK. NO:5 HADIMKOY/ISTANBUL TURKEY
UK/0126/0019 Rev 13	23 March 2012	Revision 13 issued. Addition of a manufacturer's alternative identification: BLACK&DECKER Addition of Figure 22
UK/0126/0019 Rev 14	28 March 2012	Revision 14 issued. Addition of the following case series in 7.1.2 Table 3, and Figures 23 - 32: series 62, series 31, series 35, series 11-1 series A44, series 15, series 78-1, series J19, series 08-1, series YJ-09

UK/0126/0019 Rev 15	01 February 2013	Revision 15 issued. Addition of 7.1.12 for two dual marked blades (metric lower scale) Addition of figure 33 Alternative logo in addition to manufacturer logo in section 7.1.8 SPEAR & JACKSON ECLIPSE For: Neill Tools Ltd Atlas way, Atlas North, Sheffield England. S4 7QQ. Alternative logo in addition to manufacturer logo in section 7.1.8. meister b1 MEROX toom With item numbers in section 7.1.13 Alternative logo in addition to manufacturer logo in section 7.1.8 forte Addition of section 7.4, class I steel blades. Addition of Fig 34. Example of class I blade. Addition of Table numbers to sections: 7.1.10; 7.1.11; 7.1.12; 7.1.13. 7.2 & 7.4

UK/0126/0019 Rev 16	23 May 2013	Revision 16 issued. Deletion of section 7.4, class I steel blades. Deletion of Fig 34. Example of class I blade. Alternative logos which are in addition to manufacturer logo in section 7.1.8. a) JUNIOR® Which is the identification of: SGT SANAYI VE TICARI URUNLER DIS TICARET A.S. Dokuz Eylul Mah.Kahramanlar Caddesi No:39 Gaziemir-IZMIR /TURKEY. b) ERATOOL® Which is the identification of: ERA HIRDAVAT LTD.STI. Nato Yolu Caddesi No.71 Y.Dudullu Umraniye-ISTANBUL / TURKEY c) İNANÇ & TECHNO TOOLS Which are the identification of: INANC TRAFO MAK.SAN.-INANC KOSE : Yavuz Sultan Selim Cad.No:36/D Camdibi-Izmir/TURKEY d) Which is the identification of: YILDIRIM TEKNIK YAPI MALZ.SAN.VE TIC.LTD STI VE TİCARET LTD.ŞTİ, Demirciler sitesi 6.yol no.41, Zeytınburnu, Istanbul,TURKEY. e) f) HOLDON
UK/0126/0019 Rev 17	23 July 2013	Revision 17 issued. Alternative logo BOSCH which is in addition to manufacturer logo in section 7.1.8. Case series A1 image added as fig. 34 Addition of the following case series 43, 74, 83, and 98 into section 7.1.2, table 3. Also added to figures list. Figure 24 - case style typing error changed from series 62 to series 31.

UK/0126/0019 Rev 18	19 March 2014	Revision 18 issued. Addition of case/reel series numbers (8,1, 85, 3 and 5) in section 7.1.2 - table 3 Addition of section 7.1.14 and table 8 - alternative model numbers for KLY-TEK Addition of section 7.1.15 and table 9 - alternative model numbers for ORIENT Addition of figures 39 - 45, case/reel styles. Renumbered table 9 in section 7.2 to table 10.
UK/0126/0019 Rev 19	12 May 2014	Revision 19 issued. Alternative logo ETVAL which is in addition to manufacturer logo in section 7.1.8. Which is the identification of: Sarac Teknik Hirdavat Insaat San Ve Tic Ltd. Sti. Orta Mahalle Burgaz Caddesi No: 11 Tuzla Istanbul Turkey.
UK/0126/0019 Rev 20	02 September 2014	Revision 20 issued Reference to section 7 added to page 1. Addition of: • manufacturer's alternative identification: Tchokko! , which is in addition to manufacturer logo, in section 7.1.8. Which is the identification of : ANATECH DIS TIC.A.S. Buyukdere Cd. No:163 Kat:7 Sisli/Istanbul-Turkey 34394 • section 7.1.16 Renumbering of the Table (10) in section 7.2 to Table 11.
UK/0126/0019 Rev 21	09 January 2015	Revision 21 issued Addition of: • model series 71 and 72 into section 7.1.2 and figures 47 and 48. • Manufacturer's alternative identification: Hornbach Baumarkt AG, which is in addition to the manufacturer logo, in section 7.1.8. • Manufacturer's alternative identification: Vagner SDH SENUKU PREKYBOS CENTRAS UAB, which is in addition to the manufacturer logo, in section 7.1.8. • 7.1.17 including table 11 Renumbering of Table 11 in section 7.2 to Table 12.

UK/0126/0019 Rev 22	02 June 2015	Revision 22 issued Modification of text on page 1 regarding Additional models. Addition of: • model series A60, A61, 45, 73, 21 and 23 into section 7.1.2, and figures 49 - 54. Amendment to Section 7.1.8, YILTEC is changed to YILTEK.
UK/0126/0019 Rev 23	23 June 2016	Revision 23 issued Section 7.4 and associated figure 55 added
UK/0126/0019 Rev 24	9 September 2016	Revision 24 issued Alternative logos which are in addition to manufacturer logo in section 7.1.8. or or Which is the identification of: Metrica spa- Italy Via Grandi 18 - 20097 S.Donat Which is the identification of: Beta Utensili S.P.A. Via Volta 18 20845 Sovico (MB) - Italy Addition of sections 7.1.18 and 7.4. Section 7.2.1, alternative graduation starts at ring.

UK/0126/0019 Rev 25	30 November 2016	Revision 25 issued Sections 7.1.19, 7.1.20 and 7.2.3 added. Section 7.1.8: Alternative logos, which are in addition to the manufacturer logo; Which is the identification of: GUL-ZAN HIRDAVAT ITH.IHR.DAH.TICARET CELIKYURT MAH. DUBAII IS MERKEZI NO.01 NUSAYBIN/TURKEY. Which is the identification of: JUMBO-Markt AG Industriestrasse 34 CH-8305 Dietlikon,Switzerland. Error in section 7.3 corrected, text as in Revision 23 included for section 7.4 and section 7.4 (Revision 24) re-numbered as 7.5 Section 7.4: Table 13 is renumbered to Table 16. Alternative case style 09 added (Figure 60).
UK/0126/0019 Rev 26	09 March 2017	Revision 26 issued Modification to Section 7.1.8: Addition of the following markings which are in addition to manufacturer logo: **KRL**, which is the identification of: KAROGLU MUHENDISLIK YAPI SAN.DIS.TICARET LTD.STI. Mahmut Bey Mah.Isdoc Toptancilar Car.25 Ada No.81/83, Bagcilar - Istanbul – TURKIYE **PROTECO**, which is identification of: PROTECO Naradi s.r.o Radlicka 2487/99 150 00Praha 5-Smichov Addition of section 7.1.21. Subsequent table numbers are amended accordingly

Figure 1 Example of the pattern

Figure 2 Case style – 03 series

Figure 3 Case style – 05 series

Figure 4 Case style – 09 series

Figure 5 Case style – 12 series

Figure 6 Case style – 29 series

Figure 7 Case style – 37 series

Figure 8 Case style – 53 series

Figure 9 Case style – 56 series

Figure 10 Case style – 58 series



Figure 11 Case style – 75 series

Figure 12 Case style – HF 77x series

Figure 13 Case style – A18 GW8A18X series

Figure 14 Dual graduated blade model

Figure 15 Alternative style of hook

Figure 16 Case style – Series JGW-Y

Figure 17 Case style – Series J5

Figure 18 Case style – Series78

Figure 19 Case style – Series 02

Figure 20 Case style – Series 16

Figure 21 Case style – Series 11

Figure 22 Case style – Series A25

Figure 23 Case style –Series 62

Figure 24 Case style – Series 31

Figure 25 Case style –Series 35

Figure 26 Case style –Series 11-1

Figure 27 Case style –Series A44

Figure 28 Case style –Series 15

Figure 29 Case style –Series 78-1

Figure 30 Case style –Series J19

Figure 31 Case style –Series 08-1

Figure 32 Case style –Series YJ-09



Figure 33 Example of dual blade design (metric lower scale)

Figure 34 Case style - Series A1

Figure 35 Case style - Series 43

Figure 36 Case style - Series 74

Figure 37 Case style - Series 83

Figure 38 Case style - Series 98

Figure 39 Case style - Series 8

Figure 40 Case style - Series 1

Figure 41 Case style - Series 85

Figure 42 Case style - Series 3

Figure 43 Case style - Series 5

Figure 44 Case style - Series 69

Figure 45 Case style - Series 46

Figure 46 Case style - Series 39

Figure 47 Case style - Series 71

Figure 48 Case style - Series 72

Figure 49 Case Style - Series A60

Figure 50 Case Style - Series A61

Figure 51 Case Style - Series 45

Figure 52 Case Style - Series 73

Figure 53 Case Style - Series 23

Figure 54 Case Style - Series 21

Figure 55 3 m fibreglass blade

Figure 56 Case Style - Series 93

Figure 57 Case Style - Series J20

Figure 58 Case Style - Series J22

Figure 59 Case Styles A62/A63/A65



Figure 60 Case Style 09 (alternative)

© Crown copyright 2017
NMO
Regulatory Delivery directorate
Department for Business, Energy & Industrial Strategy
This material may be freely reproduced except for sale