



Public Health  
England

Protecting and improving the nation's health

# Ebola Virus Disease Activity Summary

Monthly summary 14: 07/01/2016

# Overview

- There were no confirmed cases of Ebola virus disease (EVD) reported in West Africa in December.
- **Liberia:** There have been no confirmed cases reported in the country for six weeks. The last two reported cases in the country were discharged from hospital on 3 December 2015, following two consecutive negative EVD tests. If no further cases are reported, the country will be declared free of human-to-human transmission on 14 January 2016.
- **Guinea** was declared free of human-to-human transmission on 29 December 2015 and has now entered a 90-day period of enhanced surveillance
- **Sierra Leone** was declared free of human-to-human transmission on 7 November 2015. The country remains within a 90-day period of enhanced surveillance scheduled to conclude on 5 February 2016.
- As of 03 January 2016, a total of 28,637 clinically compatible cases of EVD (15,249 confirmed) have been reported associated with the West African outbreak, 11,315 of which have died<sup>1</sup>.
- Routine screening by Public Health England of passengers from West Africa ceased at 23:59 hrs on Friday 4th December. Screening for High-Risk (Cat 2/3) Returning Workers remains in place.

Source: <sup>1</sup> WHO latest Ebola data and statistics published 06 January 2016

# B. International epidemiological overview

Figure 1: Countries currently or previously affected by EVD as of 03 January 2016

Country	Total clinically compatible cases (CCC <sup>‡</sup> )	Total confirmed cases	Total deaths	New CCCs reported this week <sup>‡</sup>	New confirmed cases this week	Current status (Date declared EVD free)
Guinea	3,804	3,351	2,536	0	0	EVD free (29 December 2015)
Liberia	10,666	3,151	4,806	0	0	Declared over 9 May 2015*
	9	9	3	0	0	Active transmission in last 42 days
Sierra Leone	14,122	8,704	3,955	0	0	EVD free (7 November 2015)
Italy	1	1	0	0	-	EVD free (20 July 2015)
UK	1	1	0	0	-	EVD free (7 March 2015)
Nigeria	20	19	8	0	-	EVD free (19 Oct 2014)
Senegal	1	1	0	0	-	EVD free (17 Oct 2014)
Spain	1	1	0	0	-	EVD free (2 Dec 2014)
Mali	8	7	6	0	-	EVD free (18 Jan 2015)
USA	4	4	1	0	-	EVD free (23 Oct 2014 <sup>^</sup> )
<b>Total</b>	<b>28,637</b>	<b>15,249</b>	<b>11,315</b>	<b>0</b>	<b>0</b>	-

Data sources: WHO Ebola Situation Report 06 January 2016 (data to 03 January).

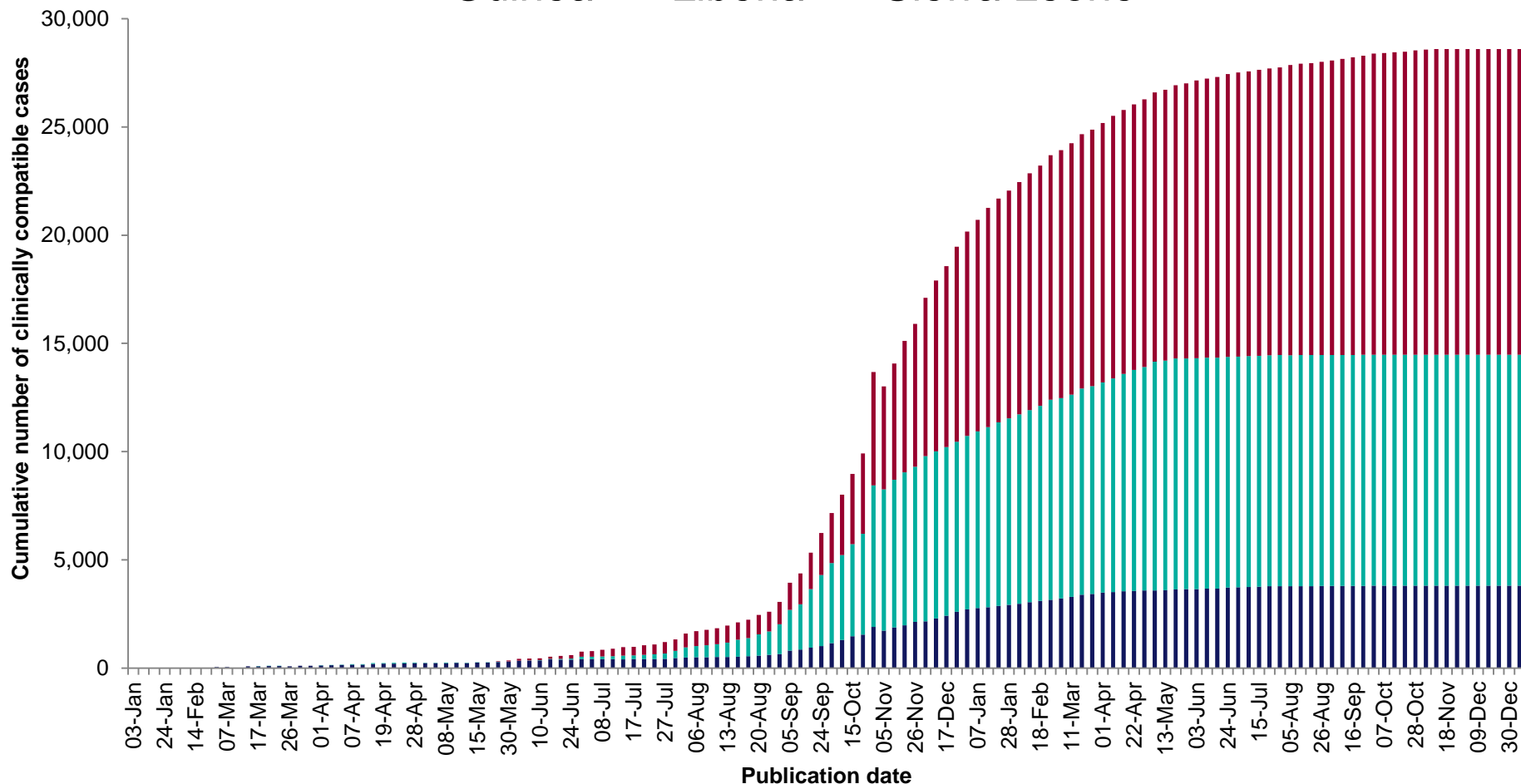
<sup>‡</sup>Clinically compatible cases (CCC) represents a combination of suspected, probable and confirmed cases. CCC totals are under constant revision and reclassification as suspect cases are confirmed or discounted.

- The reporting period is 1 week: 28 December – 03 November 2016 (WHO latest Ebola situation report 05 January 2016)
- Liberia outbreak 1 was declared over on 9 May 2015. The second row is all cases reported since 10 May 2015
- For further information see [PHE monthly epidemiological update](#)

# B. International epidemiological overview

Figure 2: Cumulative clinically compatible cases in countries with intense and widespread transmission (Guinea, Liberia & Sierra Leone) reported as of 3 January 2016

■ Guinea ■ Liberia ■ Sierra Leone

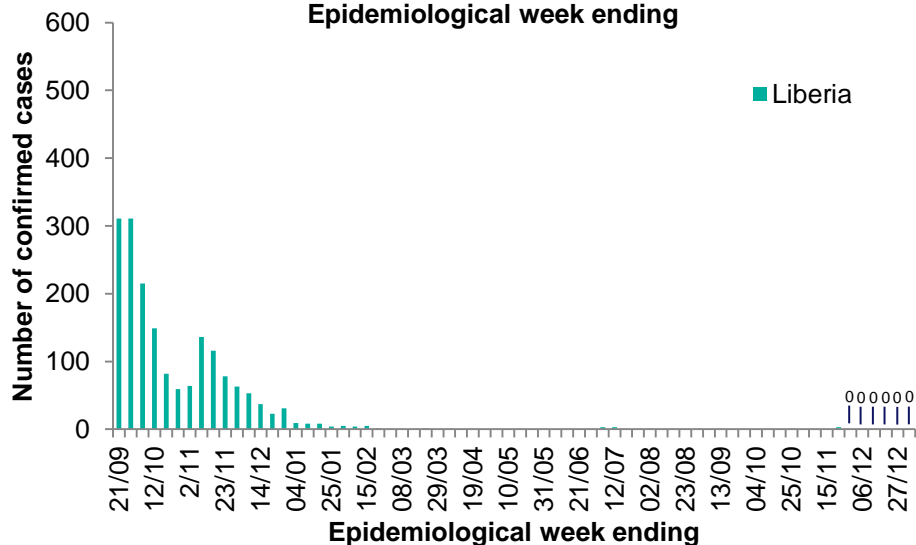
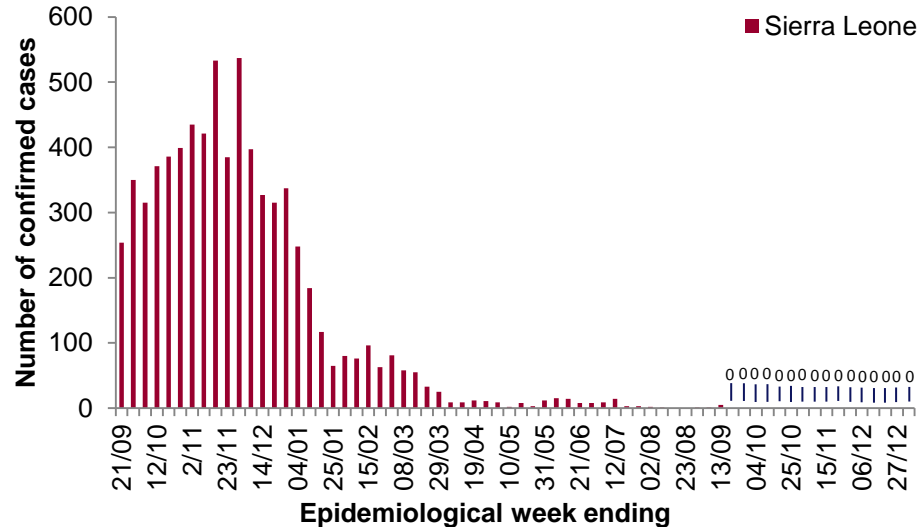
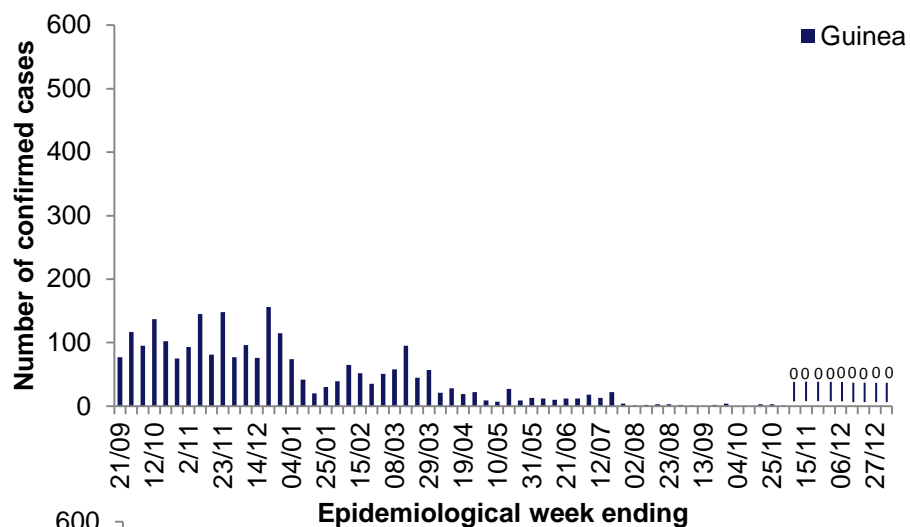


**Note:** Clinically compatible cases (CCC) include confirmed, probable and suspected cases. Deviation in CCC totals in October/November 2014 is due to WHO data cleaning and changes in data source

**Data Sources:** Data compiled from ECDC Epidemiological update 7 November 2014 and WHO latest Ebola Situation report 06 January 2016

# B. International epidemiological overview

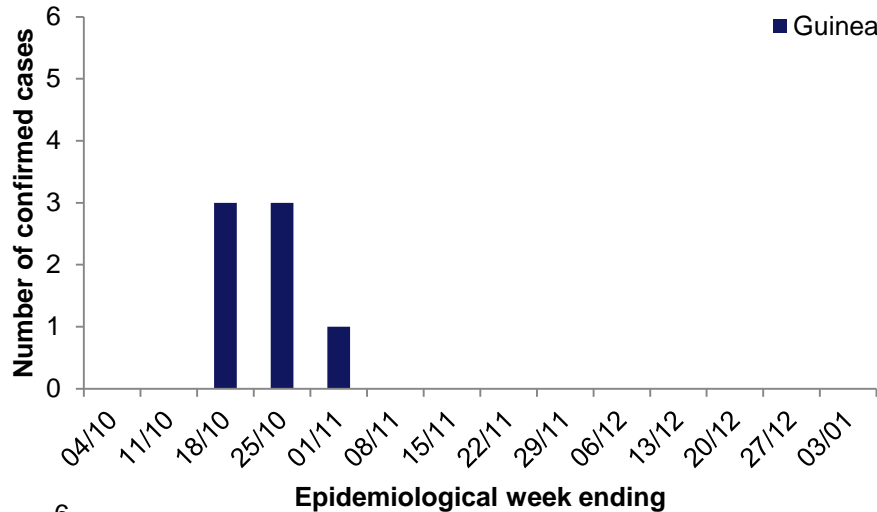
Figure 3a: Number of new confirmed cases per epidemiological week in Guinea, Liberia and Sierra Leone from 21 September 2014 to 03 January 2016



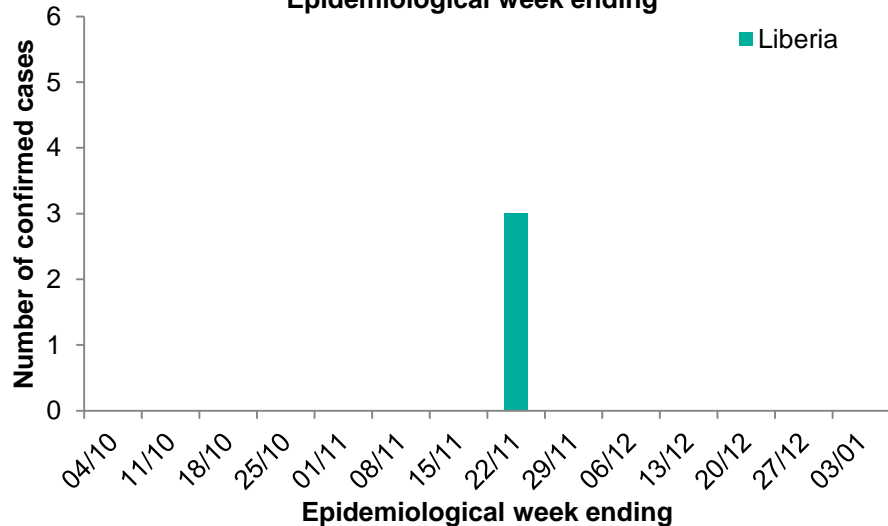
**Data Sources:** Data compiled from WHO latest Ebola Situation Report 06/01/2016.

## B. International epidemiological overview

**Figure 3b: GETTING TO ZERO. Number of new confirmed cases per epidemiological week in Guinea, Liberia and Sierra Leone from 04 October 2015 to 03 January 2016**



No graph has been included for Sierra Leone as the last confirmed cases in the country were reported in the week to 13 September 2015 (17 weeks ago).



**Data Sources:** Data compiled from WHO latest Ebola Situation Report 06/01/2016.

# Individuals monitored by PHE

**Figure 4: Screening at ports: Cumulative number of individuals screened and monitored by PHE from 14 October 2014<sup>◇</sup>**

	Total	Individuals actively monitored by PHE <sup>‡</sup>	Individuals assessed by the NHS to date, as per protocol *
Total number of people screened by Port Health <sup>≠</sup>	<b>14,415</b>	<b>646</b>	<b>42</b>

**Data Source:** PHE (data up to 23:59 04/12/15)

**Figure 5: Individuals currently under active monitoring by PHE**

	Individuals under active monitoring
Returning workers returned in last 21 days <sup>**</sup>	0

**Data Source:** PHE (data up to 10:25 04/01/15) – this data has been reconciled against other sources so slight amendments may be noted from previous reports

<sup>◇</sup> Screening arrangements commenced 14 October 2014

<sup>≠</sup> Routine screening by Public Health England of passengers from West Africa ceased at 23:59 hrs on Friday 4th December. Screening for High-Risk (Cat 2/3) Returning Workers remains in place.

<sup>‡</sup> Total number of individuals assessed as category 2 and 3 at the screening ports

\* 'Assessed by the NHS to date, as per protocol' denotes people who have been referred to secondary care through port screening

\*\* Returning workers considered 'at risk' are subject to monitoring by PHE

# PHE Ebola outbreak related testing activity

**Figure 6: Imported Fever Service (IFS) UK Ebola outbreak related activity**

	<b>Total</b>	<b>Over last 7 days</b> (28/12/15 AM to 04/01/16 AM)
Number of Ebola outbreak related calls/enquiries*	500	0
Number of Ebola outbreak related tests carried out	302	0
Positive Tests	4**	0

**Data Source:** PHE (data up to 09:21 04/01/16)

\* Recording of Ebola outbreak related enquires to IFS in which no testing was indicated began w/c 14/07/14

\*\* Includes two imported cases dated 25/08/14 and 12/03/15, diagnosed in Sierra Leone, prior to arrival in UK and one positive test , which is not a new case of Ebola, the test relates to a previously confirmed case of Ebola, who was re-tested due to an unusual late complication from their previous illness

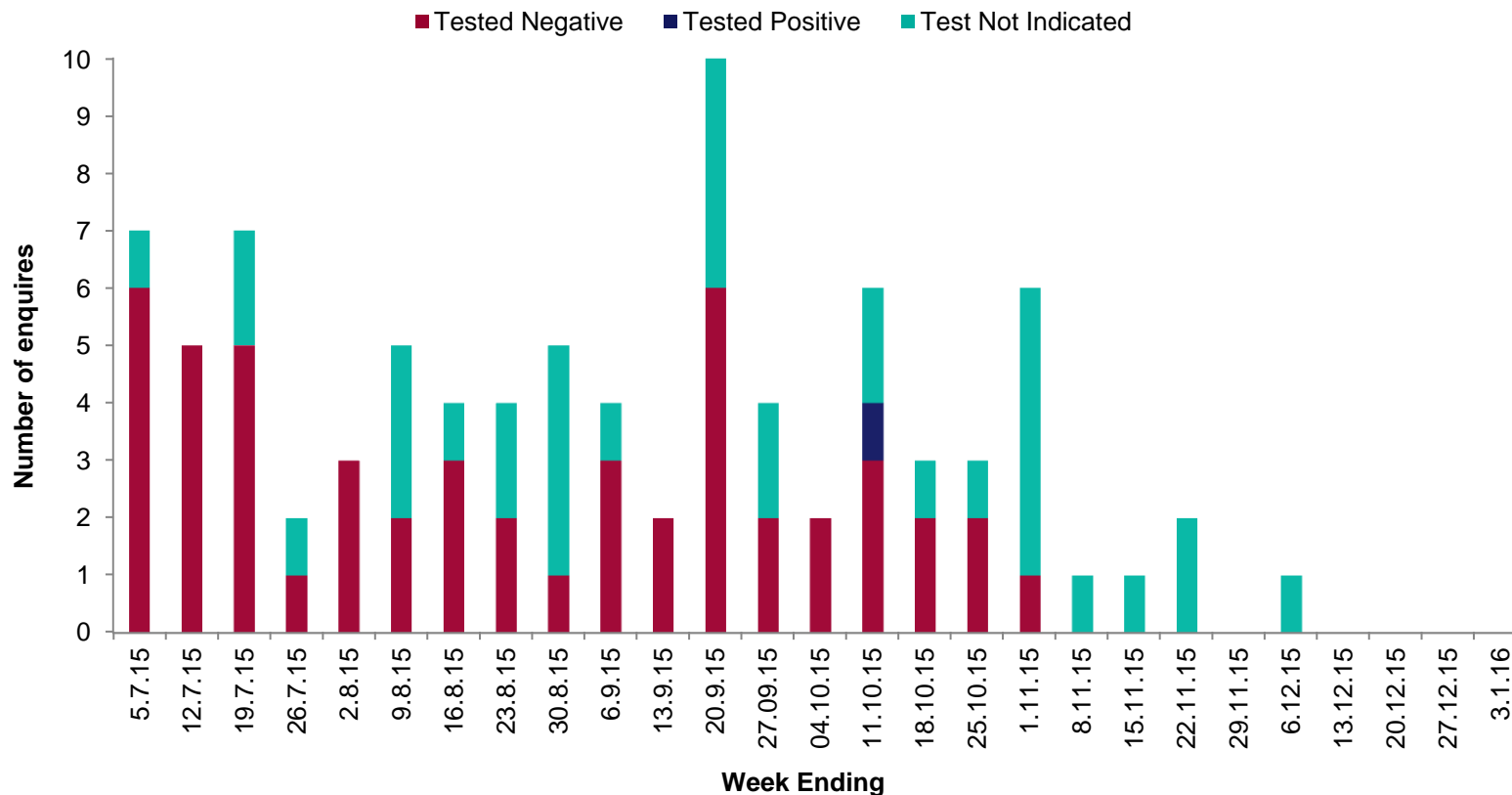
## Notes:

- Calls to IFS complete to date 04/01/16
- IFS provide a clinical advisory and specialist diagnostic service for medical professionals managing travellers who have returned to the UK with fever.
- The IFS is run by Public Health England (PHE) in partnership with the Hospital for Tropical Diseases (HTD), London, and the Tropical and Infectious Diseases Unit (TIDU), Liverpool. Diagnostic tests are carried out by the Rare and Imported Pathogens Laboratory (RIPL) at PHE.
- General enquiries about Ebola are signposted to other services and are not included in these figures.



# Imported Fever Service activity

**Figure 7: UK weekly Ebola outbreak related clinical enquiries to IFS in past 6 months by Ebola test outcome**



**Data source:** PHE (data up to 09:21 04/01/16)

Note: Tests carried out on or after the 04 January 2016 not included as incomplete week

The positive test in the w/e 11/10/15 is not a new case of Ebola, the test relates to a previously confirmed case of Ebola, who was re-tested due to an unusual late complication from their previous illness