

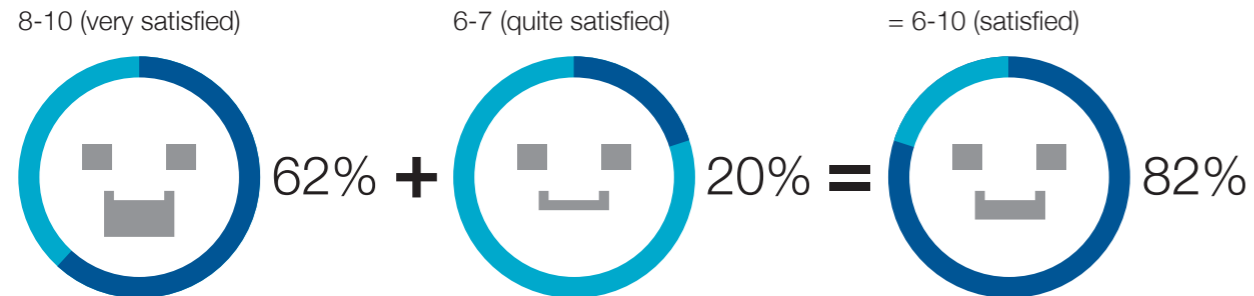
What do employers and apprentices think about apprenticeships?



Department
for Business
Innovation & Skills

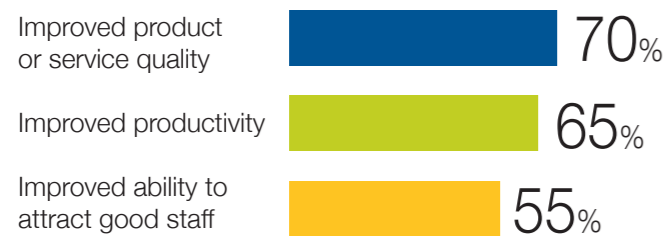
2014 employer data & 2014 apprentice data

Overall satisfaction with apprenticeships



Satisfaction with...	Satisfied	Neither	Dissatisfied
Quality of training	82%	7%	9%
Support and communications from provider	79%	7%	12%
Ability to influence structure, content, delivery and duration of training	64%	16%	15%

Benefits to businesses...



Would recommend...



Recognise delivering apprenticeships



Which employers pay for apprenticeships?



200,000 workplaces with apprentices

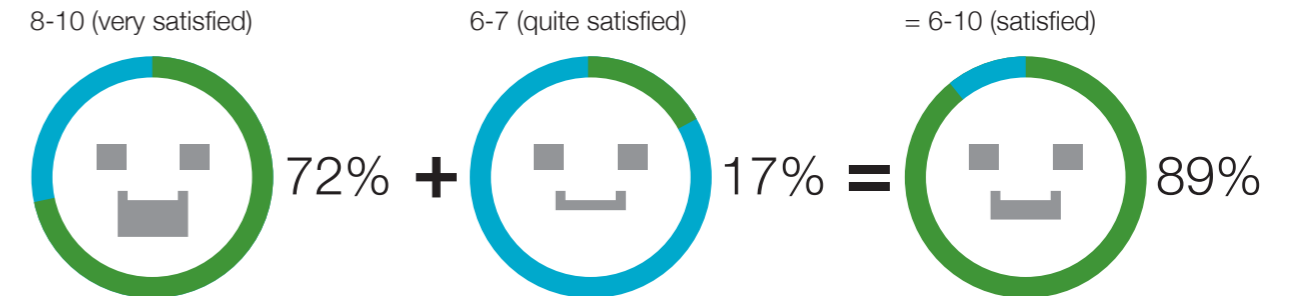
Size of workplace

- 1-24 = 65%
- 25-99 = 24%
- 100+ = 11%

Industry sector

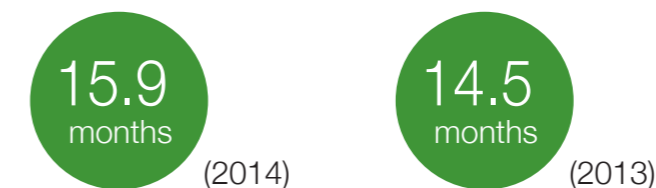
- Construction = 9%
- Wholesale, Retail & Motor vehicle repair = 14%
- Human Health & Social Work Activities = 23%
- Mining, Manufacturing, Energy & Water = 9%
- Accommodation & Food Service Activities = 10%
- Transportation, IT, Financial & Admin Services = 13%
- Public Administration & Education = 9%
- Agriculture, Fishing, Forestry, & Arts = 13%

Overall satisfaction

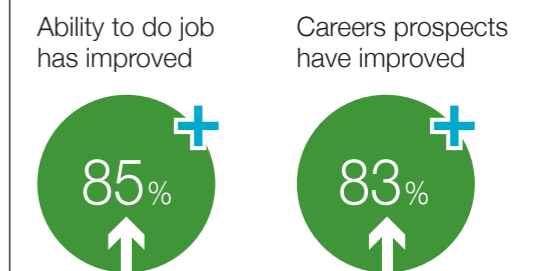


Satisfaction with...	Satisfied	Neither	Dissatisfied
Quality of training	86%	7%	6%
Balance between time spent training and working	79%	12%	7%
Employer support	81%	8%	10%
Amount of training received	77%	12%	10%

The average duration of apprenticeships is increasing...



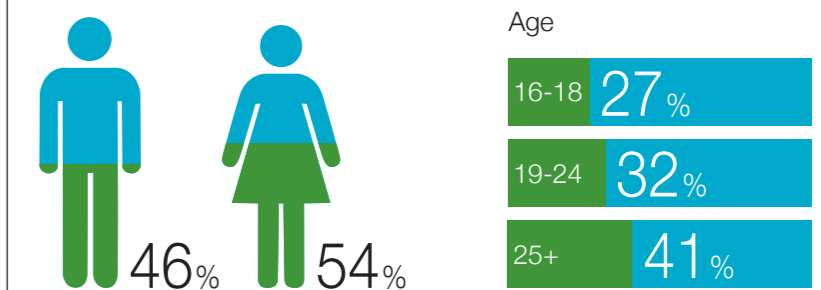
Impact...



Advocacy...



Over 860,000 apprentices in 2012-2013*



*Source for Stats on number of apprentices: The Data Service, Statistical First Release, FE and Skills: June 2014