

- DO NOT STAPLE
- PRINT ON ONE SIDE ONLY

FORM AR21

Trade Union and Labour Relations (Consolidation) Act 1992

ANNUAL RETURN FOR A TRADE UNION

Name of Trade Union:

British Medical Association

Year ended:


31 December 2013

List no:

397T

Head or Main Office:

BMA House
Tavistock Square
London
WC1H 9JP



Website address (if available)

www.bma.org.uk

Has the address changed during the year to which the return relates?

Yes	<input type="checkbox"/>
-----	--------------------------

No	<input checked="" type="checkbox"/>
----	-------------------------------------

(Click the appropriate box)

General Secretary:

Dr Mark Porter

Telephone Number:

0207 383 6000

Contact name for queries regarding

Jay Patel

Telephone Number:

0207 383 6293

E-mail:

jpatel@bma.org.uk

PLEASE FOLLOW THE GUIDANCE NOTES IN THE COMPLETION OF THIS RETURN.

Any difficulties or problems in the completion of this return should be directed to the Certification Officer as below or by telephone to: 020 7210 3734

The address to which returns and other documents should be sent are:

For Unions based in England and Wales:

Certification Office for Trade Unions and Employers' Associations
22nd Floor, Euston Tower, 286 Euston Road, London NW1 3JJ

For Unions based in Scotland:

Certification Office for Trade Unions and Employers' Associations
Melrose House, 69a George Street, Edinburgh EH2 2JG

(Revised February 2011)

RETURN OF MEMBERS

(see notes 10 and 11)

	NUMBER OF MEMBERS AT THE END OF THE YEAR				
	Great Britain	Northern Ireland	Irish Republic	Elsewhere Abroad (including Channel Islands)	TOTALS
MALE	77,023	2,789	98	1,792	81,702
FEMALE	67,828	2,771	60	960	71,619
TOTAL	144,851	5,560	158	2,752	A 153,321

Number of members included in totals box 'A' above for whom no home or authorised address is held:

1,039

Number of members at end of year contributing to the General Fund

143,156

OFFICERS IN POST

(see note 12)

Please attach as an annexe to this form a complete list of all officers in post at the end of the year to which this form relates, with the title of each persons office.

RETURN OF CHANGE OF OFFICERS

Please complete the following to record any changes of officers during the twelve months covered by this return.

Title of Office	Name of Officer ceasing to hold office	Name of Officer Appointed	Date
President	Professor Sheila Baraoness Hollins	Professor Sir Sabaratnam Arulkumaran	July 2013

State whether the union is:

a. A branch of another trade union?

Yes

No

If yes, state the name of that other union:

b. A federation of trade unions?

Yes

No

If yes, state the number of affiliated unions:

and names:

GENERAL FUND

(see notes 13 to 18)

	£	£
INCOME		
From Members: Contributions and Subscriptions		
From Members: Other income from members (specify)		
Total other income from members		
Total of all income from members		
Investment income (as at page 12)		
Other Income		
Income from Federations and other bodies (as at page 4)		
Income from any other sources (as at page 4)		
Total of other income (as at page 4)		
	TOTAL INCOME	
EXPENDITURE		
Benefits to members (as at page 5)		
Administrative expenses (as at page 10)		
Federation and other bodies (specify)		
Total expenditure Federation and other bodies		
Taxation		
	TOTAL EXPENDITURE	
Surplus (deficit) for year		
Amount of general fund at beginning of year		
Amount of general fund at end of year		

ANALYSIS OF INCOME FROM FEDERATION AND OTHER BODIES AND OTHER INCOME

(see notes 19 and 20)

DESCRIPTION	£	£
Federation and other bodies		
TOTAL FEDERATION AND OTHER BODIES		
Other income		
TOTAL OTHER INCOME		
TOTAL OF ALL OTHER INCOME		

ANALYSIS OF BENEFIT EXPENDITURE SHOWN AT GENERAL FUND

(see notes 21 to 23)

	£		£
Representation – Employment Related Issues		brought forward	
		Education and Training services	
Representation – Non Employment Related Issues		Negotiated Discount Services	
Communications		Salary Costs	
Advisory Services		Other Benefits and Grants (specify)	
Dispute Benefits			
Other Cash Payments			
carried forward		Total (should agree with figure in General Fund)	

(See notes 24 and 25)

FUND 2		Fund Account	
Name:		£	£
Income	From members		
	Investment income (as at page 12)		
	Other income (specify)		
	Total other income as specified		
	Total Income		
Expenditure	Benefits to members		
	Administrative expenses and other expenditure (as at page 10)		
	Total Expenditure		
	Surplus (Deficit) for the year		
	Amount of fund at beginning of year		
	Amount of fund at the end of year (as Balance Sheet)		
	Number of members contributing at end of year		

FUND 3		Fund Account	
Name:		£	£
Income	From members		
	Investment income (as at page 12)		
	Other income (specify)		
	Total other income as specified		
	Total Income		
Expenditure	Benefits to members		
	Administrative expenses and other expenditure (as at page 10)		
	Total Expenditure		
	Surplus (Deficit) for the year		
	Amount of fund at beginning of year		
	Amount of fund at the end of year (as Balance Sheet)		
	Number of members contributing at end of year		

(see notes 26 to 31)

POLITICAL FUND ACCOUNT 1		To be completed by trade unions which maintain their own fund	
		£	£
Income	Members contributions and levies		
	Investment income (as at page 12)		
	Other income (specify)		
		Total other income as specified	
		Total income	
Expenditure	Expenditure under section 82 of the Trade Union and Labour Relations (Consolidation) Act 1992 (specify)		
	Administration expenses in connection with political objects (specify)		
	Non-political expenditure		
		Total expenditure	
		Surplus (deficit) for year	
		Amount of political fund at beginning of year	
		Amount of political fund at the end of year (as Balance Sheet)	
		Number of members at end of year contributing to the political fund	
		Number of members at end of the year not contributing to the political fund	
		Number of members at end of year who have completed an exemption notice and do not therefore contribute to the political fund	

POLITICAL FUND ACCOUNT 2		To be completed by trade unions which act as components of a central trade union	
		£	£
Income	Contributions and levies collected from members on behalf of central political fund		
	Funds received back from central political fund		
	Other income (specify)		
		Total other income as specified	
		Total income	
Expenditure	Expenditure under section 82 of the Trade Union and Labour Relations (Consolidation) Act 1992 (specify)		
	Administration expenses in connection with political objects (specify)		
	Non-political expenditure		
		Total expenditure	
		Surplus (deficit) for year	
		Amount held on behalf of trade union political fund at beginning of year	
		Amount remitted to central political fund	
		Amount held on behalf of central political fund at end of year	
		Number of members at end of year contributing to the political fund	
		Number of members at end of the year not contributing to the political fund	
		Number of members at end of year who have completed an exemption notice and do not therefore contribute to the political fund	

ANALYSIS OF ADMINISTRATIVE EXPENSES AND OTHER OUTGOINGS EXCLUDING AMOUNTS CHARGED TO POLITICAL FUND ACCOUNTS

(see notes 32 and 33)

	£
Administrative Expenses	
Remuneration and expenses of staff	
Salaries and Wages included in above	£
Auditors' fees	
Legal and Professional fees	
Occupancy costs	
Stationery, printing, postage, telephone, etc.	
Expenses of Executive Committee (Head Office)	
Expenses of conferences	
Other administrative expenses (specify)	
Other Outgoings	
Interest payable:	
Bank loans (including overdrafts)	
Mortgages	
Other loans	
Depreciation	
Taxation	
Outgoings on land and buildings (specify)	
Other outgoings (specify)	
Total	
Charged to:	
General Fund (Page 3)	
Fund (Account)	
Fund (Account)	
Fund (Account)	
Fund (Account)	
Total	

ANALYSIS OF OFFICIALS SALARIES AND BENEFITS

(see notes 34 to 44 below)

Office held	Gross Salary £	Employers N.I. contributions £	Pension Contributions s £	Benefits		Total £
				Description	Value £	

ANALYSIS OF INVESTMENT INCOME

(see notes 45 and 46)

	Political Fund £		Other Fund(s) £
Rent from land and buildings			
Dividends (gross) from:			
Equities (e.g. shares)			
Interest (gross) from:			
Government securities (Gilts)			
Mortgages			
Local Authority Bonds			
Bank and Building Societies			
Other investment income (specify)			
	Total investment income		
	Credited to:		
	General Fund (Page 3)		
	Fund (Account)		
	Fund (Account)		
	Fund (Account)		
	Fund (Account)		
	Fund (Account)		
	Political Fund		
	Total Investment Income		

BALANCE SHEET as at

(see notes 47 to 50)

Previous Year		£	£
	Fixed Assets (at page 14)		
	Investments (as per analysis on page 15)		
	Quoted (Market value £)		
	Unquoted		
	Total Investments		
	Other Assets		
	Loans to other trade unions		
	Sundry debtors		
	Cash at bank and in hand		
	Income tax to be recovered		
	Stocks of goods		
	Others (specify)		
	Total of other assets		
	TOTAL ASSETS		
	Fund (Account)		
	Fund (Account)		
	Fund (Account)		
	Superannuation Fund (Account)		
	Political Fund (Account)		
	Revaluation Reserve		
	LIABILITIES		
	Amount held on behalf of central trade union political fund		
	Loans: From other trade unions		
	Loans: Other		
	Bank overdraft		
	Tax payable		
	Sundry creditors		
	Accrued expenses		
	Provisions		
	Other liabilities		
	TOTAL LIABILITIES		
	TOTAL ASSETS		

FIXED ASSETS ACCOUNT

(see notes 51 to 55)

	Land and Buildings		Furniture and Equipment £	Motor Vehicles £	Not used for union business £	Total £
	Freehold	Leasehold				
Cost or Valuation						
At start of year						
Additions						
Disposals						
Revaluation/Transfer s						
At end of year						
Accumulated Depreciation						
At start of year						
Charges for year						
Disposals						
Revaluation/Transfer s						
At end of year						
Net book value at end of year						
Net book value at end of previous year						

ANALYSIS OF INVESTMENTS

(see notes 56 and 57)

QUOTED	All Funds Except Political Funds £	Political Fund £
Equities (e.g. Shares)		
Government Securities (Gilts)		
Other quoted securities (to be specified)		
TOTAL QUOTED (as Balance Sheet)		
Market Value of Quoted Investment		
UNQUOTED		
Equities		
Government Securities (Gilts)		
Mortgages		
Bank and Building Societies		
Other unquoted investments (to be specified)		
TOTAL UNQUOTED (as Balance Sheet)		
Market Value of Unquoted Investments		

ANALYSIS OF INVESTMENT INCOME (CONTROLLING INTERESTS)

(see notes 58 and 59)

Does the union, or any constituent part of the union, have a controlling interest in any limited company?		YES <input type="checkbox"/>	NO <input type="checkbox"/>
If YES name the relevant companies:			
COMPANY NAME	COMPANY REGISTRATION NUMBER (if not registered in England & Wales, state where registered)		
Are the shares which are controlled by the union registered in the names of the union's trustees?		YES <input type="checkbox"/>	NO <input type="checkbox"/>
If NO, state the names of the persons in whom the shares controlled by the union are registered.			
COMPANY NAME	NAMES OF SHAREHOLDERS		

SUMMARY SHEET

(see notes 60 to 71)

	All funds except Political Funds £	Political Funds £	Total Funds £
INCOME			
From Members	44,828,000	0	44,828,000
From Investments	2,020,000	0	2,020,000
Other Income (including increases by revaluation of assets)	83,321,000	0	83,321,000
Total Income	130,169,000	0	130,169,000
EXPENDITURE (including decreases by revaluation of	(118,057,000)	0	(118,057,000)
Total Expenditure	12,112,000	0	12,112,000
Funds at beginning of year (including reserves)	102,854,000	0	102,854,000
Funds at end of year (including reserves)	114,966,000	0	114,966,000
ASSETS			
	Fixed Assets		16,186,000
	Investment Assets		96,829,000
	Other Assets		44,753,000
		Total Assets	157,768,000
LIABILITIES		Total Liabilities	(42,802,000)
NET ASSETS (Total Assets less Total Liabilities)			114,966,000

NOTES TO THE ACCOUNTS

(see notes 72 and 73)

All notes to the accounts must be entered on or attached to this part of the return.

A large, empty rectangular box with a black border, intended for the user to enter or attach notes to the accounts. The box occupies most of the page below the instructions.



ACCOUNTING POLICIES

(see notes 74 and 75)

SIGNATURES TO THE ANNUAL RETURN

(see notes 76 and 77)

including the accounts and balance sheet contained in the return.

Secretary's Signature: <u></u> Name: <u>K. WARD</u> Date: <u>27th MARCH 2014</u>	Chairman's Signature: <u></u> (or other official whose position should be stated) Name: <u>J. M. PORTER</u> Date: <u>27th MARCH 2014</u>
--	---

CHECK LIST

(see notes 78 to 80)

(please tick as appropriate)

IS THE RETURN OF OFFICERS ATTACHED? (see Page 2 and Note 12)	YES	<input type="checkbox"/>	NO	<input type="checkbox"/>
HAS THE RETURN OF CHANGE OF OFFICERS BEEN COMPLETED? (see Page 2 and Note 12)	YES	<input type="checkbox"/>	NO	<input type="checkbox"/>
HAS THE RETURN BEEN SIGNED? (see Pages 19 and 21 and Notes 76 and 77)	YES	<input type="checkbox"/>	NO	<input type="checkbox"/>
HAS THE AUDITOR'S REPORT BEEN COMPLETED? (see Pages 20 and 21 and Notes 2 and 77)	YES	<input type="checkbox"/>	NO	<input type="checkbox"/>
IS A RULE BOOK ENCLOSED? (see Notes 8 and 78)	YES	<input type="checkbox"/>	NO	<input type="checkbox"/>
A MEMBER'S STATEMENT IS: (see Note 80)	ENCLOSED	<input type="checkbox"/>	TO FOLLOW	<input type="checkbox"/>
HAS THE SUMMARY SHEET BEEN COMPLETED (see Page 17 and Notes 7 and 59)	YES	<input type="checkbox"/>	NO	<input type="checkbox"/>

AUDITOR'S REPORT

(see notes 81 to 86)

made in accordance with section 36 of the Trade Union and Labour Relations (Consolidation) Act 1992.

1. In the opinion of the auditors or auditor do the accounts they have audited and which are contained in this return give a true and fair view of the matters to which they relate?
(See section 36(1) and (2) of the 1992 Act and notes 83 and 84)

YES NO

If "No" please explain below.

2. Have the auditors or auditor carried out such investigations in the preparation of their audit report as will enable them to form an opinion as to:
- (a) whether the trade union has kept proper accounting records in accordance with section 28 of the 1992 Act;
 - (b) whether it has maintained a satisfactory system of control over its transactions in accordance with the requirements of that section; and
 - (c) whether the accounts to which the report relates agree with the accounting records?
- (See section 36(3) of the 1992 Act, set out in note 83)

YES NO

If "No" please explain below.

3. Are the auditors or auditor of the opinion that the union has complied with section 28 of the 1992 Act and has:
- (a) kept proper accounting records with respect to its transactions and its assets and liabilities; and
 - (b) established and maintained a satisfactory system of control of its accounting records, its cash holding and all its receipts and remittances.
- (See section 36(4) of the 1992 Act set out in rule 83)

YES NO


If "No" please explain below.

4. Please set out a copy of the report made by the auditors or auditor to the union on the accounts to which this AR21 relates. The report is to set out the basis upon which the audit has been conducted and/or such other statement as the auditor considers appropriate. Such a statement may be provided as a separate document.
(See note 85)

AUDITOR'S REPORT (continued)

The above responses merely reference matters set out in our attached independent auditors' report to the members on the financial statements of the British Medical Association for the year ended 31 December 2013 dated 19 March 2014 (the "annual financial statements auditors' report"). This report is not a substitute for reading the annual financial statements auditors' report and the financial statements to which they relate. We have not performed any additional procedures in giving this report except for agreeing that the amounts and disclosures in the return are accurately extracted from the attached annual financial statements.

The above responses and the annual financial statements auditors' report, including the opinion, are prepared for and only for the members of the British Medical Association as a body in accordance with the statutory audit and for no other purpose. We do not, in giving the opinion, accept or assume responsibility for any other purpose or to any other person who receives our annual financial statements' auditors' report unless otherwise agreed by us in writing.

Signature(s) of auditor or auditors:		
Name(s):	Phil Stokes	
Profession(s) or Calling(s):	Senior Statutory Auditor	
Address(es):	PricewaterhouseCoopers Embankment Place London WC2N 6RH	
Date:	27 March 2014	
Contact name and telephone number:	020 7804 4072	

N.B. When notes to the accounts are referred to in the auditor's report a copy of those notes must accompany this return.

ANALYSIS OF GROSS PAYROLL COSTS 01/01/13 to 31/12/13

Date: 17/12/2013

ANALYSIS OF OFFICIALS' SALARIES AND BENEFITS - 2013

Employee ID	Surname	Initials	Title	OFFICE HELD	TOTAL EXC ERS' NIC	PENSION CONTRIBUTIONS	BENEFITS	EMPLOYERS NIC	TOTAL INC ERS' NIC
7000025	Aruikumar	S	Sir	President	11,643.48	0.00	0.00	1,074.72	12,718.20
7000024	Banfield	P	Mr	Chairman Wales	31,500.00	0.00	0.00	3,262.35	34,762.35
7000023	Chand	K	Dr	Deputy Chairman	15,870.00	0.00	0.00	1,136.04	17,006.04
7000021	Hollins	S	Prof	Council Member	11,643.54	0.00	0.00	1,083.00	12,726.54
7000018	Hajioff	S	Dr	Council Member	44,659.10	0.00	0.00	5,551.32	50,210.42
7000016	Darragh	P	Dr	Chairman Northern Ireland	30,150.00	0.00	0.00	3,075.18	33,225.18
7000015	Keighley	B	Dr	Chairman Scotland	32,205.00	0.00	0.00	3,388.20	35,593.20
7000013	Dearden	A	Dr	Treasurer	61,289.25	3,186.00	0.00	7,698.65	72,173.90
6000271	Macadam	C	Ms	Elected Official	1,150.00	0.00	0.00	6.90	1,156.90
6000270	Wilson	A J	Mr	Elected Official	1,610.00	0.00	0.00	70.38	1,680.38
6000267	Lee	E	Miss	Elected Official	230.00	0.00	0.00	0.00	230.00
6000265	Morley	R	Dr	Elected Official	230.00	0.00	0.00	0.00	230.00
6000260	Toff	P	Dr	Elected Official	4,370.00	0.00	0.00	242.60	4,612.60
6000240	Rutter	A	Miss	Elected Official	7,360.00	0.00	0.00	419.79	7,779.79
6000236	Rees	M	Prof	Elected Official	2,300.00	0.00	0.00	6.90	2,306.90
6000232	Mohan	K M	Dr	Elected Official	15,180.00	0.00	0.00	1,306.31	16,486.31
6000225	Marshall	D	Dr	Elected Official	920.00	0.00	0.00	38.36	958.36
6000217	Maguire	P	Dr	Elected Official	4,600.00	0.00	0.00	149.86	4,749.86
6000216	Brent	K	Dr	Elected Official	460.00	0.00	0.00	0.00	460.00
6000213	Temple	M	Dr	Elected Official	5,520.00	0.00	0.00	226.59	5,746.59
6000210	Seligman	W	Mr	Elected Official	5,980.00	0.00	0.00	324.85	6,304.85
6000209	Machin	D	Mr	Elected Official	5,290.00	0.00	0.00	215.56	5,505.56
6000208	Mansfield	A	Prof	Elected Official	5,750.00	0.00	0.00	263.57	6,013.57
6000203	Hedderwick	S	Dr	Elected Official	2,530.00	0.00	0.00	81.70	2,611.70
6000195	Molyneux	B	Dr	Elected Official	17,710.00	0.00	0.00	1,616.79	19,326.79
6000194	Terry	P	Dr	Elected Official	2,530.00	0.00	0.00	45.26	2,575.26
6000192	Kochhar	A A	Mr	Elected Official	1,150.00	0.00	0.00	6.90	1,156.90
6000167	Calland	A	Dr	Elected Official	8,970.00	0.00	0.00	550.89	9,520.89
6000162	Flynn	P	Dr	Elected Official	5,980.00	0.00	0.00	478.59	6,458.59
6000140	Chisholm	J	Dr	Elected Official	920.00	0.00	0.00	6.90	926.90
6000125	Dolphin	T	Dr	Elected Official	1,380.00	0.00	0.00	0.00	1,380.00
6000109	Porter	M	Dr	Chairman of BMA	30,000.00	0.00	0.00	3,086.20	33,086.20
6000107	Shanbhag	R S	Dr	Elected Official	13,110.00	0.00	0.00	1,004.36	14,114.36
6000098	Dangerfield	P H	Dr	Elected Official	2,070.00	0.00	0.00	0.00	2,070.00
6000072	Morrison	L	Dr	Elected Official	8,510.00	0.00	0.00	528.53	9,038.53
6000071	Pickersgill	T	Dr	Elected Official	5,290.00	0.00	0.00	197.88	5,487.88
6000051	Mowat	A	Dr	Elected Official	6,210.00	0.00	0.00	290.07	6,500.07
6000031	McKeown	H	Ms	Elected Official	4,830.00	0.00	0.00	210.58	5,040.58
6000022	Wilson	I	Dr	Chairman Rep Body	21,850.00	0.00	0.00	2,193.09	24,043.09
					432,950.37	3,186.00	0.00	39,838.87	475,975.24