

DO NOT STAPLE  
PRINT ON ONE SIDE ONLY

# FORM AR27

Trade Union and Labour Relations (Consolidation) Act 1992

## ANNUAL RETURN FOR AN EMPLOYERS' ASSOCIATION

Name of Employers' Association:

Year ended:

List No:

Head or Main Office:   
B18 6LT"/>

Website address (if available)

Has the address changed during the year to which the return relates? Yes  No  (Tick as appropriate)

General Secretary:

Contact name for queries regarding the completion of this return:

Telephone Number:


e-mail:

**PLEASE FOLLOW THE GUIDANCE NOTES IN THE COMPLETION OF THIS RETURN.**  
Any difficulties or problems in the completion of this return should be directed to the Certification Office as below or by telephone to: 020 7210 3734

The address to which returns and other documents should be sent are:

**For Employers' Associations based in England and Wales:**  
Certification Office for Trade Unions and Employers' Associations  
22<sup>nd</sup> Floor, Euston Tower, 286 Euston Road, London NW1 3JJ

**For Employers' Associations based in Scotland:**  
Certification Office for Trade Unions and Employers' Associations  
Melrose House, 69a George Street, Edinburgh EH2 2JG



# RETURN OF MEMBERS

(see note 9)

NUMBER OF MEMBERS AT THE END OF THE YEAR				
Great Britain	Northern Ireland	Irish Republic	Elsewhere Abroad (including Channel Islands)	TOTALS
2348	6	4	23	2381

## OFFICERS IN POST

(see note 10)

Please attach as an annexe to this form a complete list of all officers in post at the end of the year to which this form relates, with the title of each persons office.

## CHANGE OF OFFICERS

Please complete the following to record any changes of officers during the twelve months covered by this return.

Title of Office	Name of Officer ceasing to hold office	Name of Officer Appointed	Date of Change
Vice President		Ms Catherine Owen	6 <sup>th</sup> June 2013

# ANALYSIS OF INVESTMENT INCOME (CONTROLLING INTERESTS)

(see notes 23 to 25)

<b>Does the association, or any constituent part of the association, have a controlling interest in any limited company?</b>		YES	NO <input checked="" type="checkbox"/>
If YES name the relevant companies:			
COMPANY NAME	COMPANY REGISTRATION NUMBER (if not registered in England & Wales, state where registered)		
<b>INCORPORATED EMPLOYERS' ASSOCIATIONS</b>			
<b>Are the shares which are controlled by the association registered in the association's name</b>		YES	NO
If NO, please state the names of the persons in whom the shares controlled by the association are registered.			
COMPANY NAME	NAMES OF SHAREHOLDERS		
<b>UNINCORPORATED EMPLOYERS ASSOCIATIONS</b>			
<b>Are the shares which are controlled by the association registered in the names of the association's trustees?</b>		YES	NO
If NO, state the names of the persons in whom the shares controlled by the association are registered.			
COMPANY NAME	NAMES OF SHAREHOLDERS		

# SUMMARY SHEET

(see notes 26 to 35)

	All funds except Political Funds £	Political Funds £	Total Funds £
<b>INCOME</b>			
From Members	1,218,344		1,218,344
From Investments	330,193		330,193
Other Income (including increases by revaluation of assets)	1,307,435		1,307,435
<b>Total Income</b>	2,855,972		2,855,972
<b>EXPENDITURE</b> (including decreases by revaluation of assets)	2,045,209		2,045,209
<b>Total Expenditure</b>			
<b>Funds at beginning of year</b> (including reserves)	10,164,060		10,614,060
<b>Funds at end of year</b> (including reserves)	10,973,823		10,973,823
<b>ASSETS</b>			
Fixed Assets			572,973
Investment Assets			10,315,502
Other Assets			614,142
		<b>Total Assets</b>	11,502,617
<b>LIABILITIES</b>		<b>Total Liabilities</b>	528,794
<b>NET ASSETS (Total Assets less Total Liabilities)</b>			10,973,823

# NOTES TO THE ACCOUNTS


(see note 36)

All notes to the accounts must be entered on or attached to this part of the return.

*see attached.*

# ACCOUNTING POLICIES

(see notes 37 and 38)



## SIGNATURES TO THE ANNUAL RETURN

(see notes 39 and 40)

including the accounts and balance sheet contained in the return.

Secretary's Signature: <u>R.S. Singleton</u> Name: <u>ROSINA SINGLETON.</u> Date: <u>27/5/14.</u>	Chairman's Signature: <u>J.A. Doyle Director</u> (or other official whose position should be stated) Name: _____ Date: <u>28/5/14.</u>
--	--

## CHECK LIST

(see note 41)

(please tick as appropriate)

IS THE RETURN OF OFFICERS ATTACHED? (see Page 3)	YES		NO	
HAS THE RETURN OF CHANGE OF OFFICERS BEEN COMPLETED? (see Page 3)	YES		NO	
HAS THE RETURN BEEN SIGNED? (see Note 38)	YES		NO	
HAS THE AUDITOR'S REPORT BEEN COMPLETED (see Note 39)	YES		NO	
IS A RULE BOOK ENCLOSED? (see Note 40)	YES		NO	
HAS THE SUMMARY SHEET BEEN COMPLETED (see Notes 6 and 25 to 34)	YES		NO	

# AUDITOR'S REPORT

(see notes 42 to 47)

made in accordance with section 36 of the Trade Union and Labour Relations (Consolidation) Act 1992.

1. In the opinion of the auditors or auditor do the accounts they have audited and which are contained in this return give a true and fair view of the matters to which they relate?  
(See section 36(1) and (2) of the 1992 Act and notes 43 and 44)

YES/~~NO~~

If "No" please explain below.

2. Have the auditors or auditor carried out such investigations in the preparation of their audit report as will enable them to form an opinion as to:

- (a) whether the trade union has kept proper accounting records in accordance with section 28 of the 1992 Act;
- (b) whether it has maintained a satisfactory system of control over its transactions in accordance with the requirements of that section; and
- (c) whether the accounts to which the report relates agree with the accounting records?  
(See section 36(3) of the 1992 Act, set out in note 43)

YES/~~NO~~

If "No" please explain below.

3. Are the auditors or auditor of the opinion that the union has complied with section 28 of the 1992 Act and has:

- (a) kept proper accounting records with respect to its transactions and its assets and liabilities; and
- (b) established and maintained a satisfactory system of control of its accounting records, its cash holding and all its receipts and remittances.

(See section 36(4) of the 1992 Act set out in note 43)

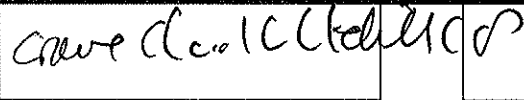
YES/~~NO~~

If "No" please explain below.

4. Please set out a copy of the report made by the auditors or auditor to the union on the accounts to which this AR27 relates. The report is to set out the basis upon which the audit has been conducted and/or such other statement as the auditor considers appropriate. Such a statement may be provided as a separate document.

(See note 45)

## AUDITOR'S REPORT (continued)

Signature(s) of auditor or auditors:		
Name(s):	CROWE CLARK WHITEHILL LLP	
Profession(s) or Calling(s):	CHARTERED ACCOUNTANTS & REGISTERED AUDITORS	
Address(es):	BLACK COUNTRY HOUSE ROUNDS GREEN ROAD OLDSBURT B69 2DG	
Date:	6 JUNE 2014	
Contact name and telephone number:	HELEN DEAN 0121 543 1900	

N.B. When notes to the accounts are referred to in the auditor's report a copy of those notes must accompany this return.





**BRITISH ALLIED TRADES FEDERATION**  
**Directors, Officers and Professional Advisers**

**Directors:**

M Hughes (President)	C E Owen (Vice President)
M Olsen (Deputy President)	R Wills
R S Burman CBE	S Chandhok
M Sweeney	P Thandi
S Parkes	D Doyle (elected 6/6/13)
M Burgess	

**Chairmen of Trade Associations:**

Giftware Association	A Illingworth
British Jewellers' Association	G Williams
Surface Engineering Association	L Evans
Jewellery Distributors' Association	J Milligan
British Travelgoods and Accessories Association	D Nathan

**Solicitors:**

George Green LLP  
195 High Street  
Cradley Heath  
Warley, West Midlands  
B64 5HW

**Investment Managers:**

Rathbones Investment Management Ltd  
1 Curzon Street  
London  
W1J 5FB

Cazenove Capital Management Ltd  
12 Moorgate  
London  
EC2V 6DA

**Bankers:**


The Co-operative Bank Plc  
118-120 Colmore Row  
Birmingham  
B3 3BA

**Auditors:**

Crowe Clark Whitehill LLP  
Black Country House  
Rounds Green Road  
Oldbury  
B69 2DG

**Insurance Brokers:**

T H March Insurance  
10a Vyse Street  
Birmingham  
B18 6LT



## **BRITISH ALLIED TRADES FEDERATION**

### **Report of the Directors**

To be presented to the Members at the Annual General Meeting to be held on Friday 13<sup>th</sup> June 2014.

#### **Members of the Board of Directors**

The Directors and Officers are shown on page 1. The President and Deputy President have served since the Annual General Meeting held in May 2012. The Vice President has served since the Annual General Meeting held in June 2013. All the Directors have served throughout the year except for Mr D Doyle, who was elected on 6<sup>th</sup> June 2013.

In accordance with Article 13 of the Federation's Articles of Association, in 2013 the Board elected Ms C E Owen to be Vice President for the following year.

#### **Statement of Directors' Responsibilities in Respect of the Accounts**

The Directors are responsible for preparing the Directors' Report and the financial statements in accordance with applicable law and regulations.

Company law requires the Directors to prepare financial statements for each financial year. Under that law the Directors have elected to prepare the financial statements in accordance with United Kingdom Generally Accepted Accounting Practice (United Kingdom Accounting Standards) and applicable law.

Under company law the Directors must not approve the financial statements unless they are satisfied that they give a true and fair view of the state of affairs of the Federation and of the profit or loss of the company for that period. In preparing these financial statements, the Directors are required to:

- select suitable accounting policies and then apply them consistently;
- make judgements and accounting estimates that are reasonable and prudent;
- prepare the financial statements on the going concern basis unless it is inappropriate to presume that the company will continue in business.

The Directors are responsible for keeping adequate accounting records that are sufficient to show and explain the company's transactions and disclose with reasonable accuracy at any time the financial position of the company and enable them to ensure that the financial statements comply with the Companies Act 2006. They are also responsible for safeguarding the assets of the company and hence for taking reasonable steps for the prevention and detection of fraud and other irregularities.

#### **Provision of Information to Auditors**

Each of the persons who are directors at the time when this Directors' report is approved has confirmed that;

- so far as that Director is aware, there is no relevant audit information of which the Federation's auditors are unaware, and
- each Director has taken all the steps that ought to have been taken as a Director in order to be aware of any information needed by the Federation's auditors in connection with preparing their report and to establish that the Federation's auditors are aware of that information.

#### **Auditors**

The re-appointment of Crowe Clark Whitehill LLP as auditors for 2014/15 will be proposed at the Annual General Meeting.

#### **Activities and Business Review**

The activities of the Federation consist of the provision of services to members, these principally being the development of Members' trade at home and overseas. In addition, the Federation develops overseas trade for non-members within its industry sectors.

It obtains discounts on stand space fees at several trade fairs in the United Kingdom and provides meeting and conference facilities at Federation House. The Federation also provides central services to its five constituent Trade Associations such as accounting, IT and office accommodation. The Directors are of the opinion that the current market value of the building is higher than that disclosed in the accounts.

## Review of Trading Results and Taxation

The Federation has a pre tax profit of £118,252 and a post tax profit of £126,352.

	Trade Associations	Central Services	TOTAL
	£	£	£
Trading profit	30,819	87,733	118,252
Tax recoverable	-	8,100	8,100
Profit after Taxation	<u>30,819</u>	<u>95,533</u>	<u>126,352</u>

The trading profit does not include realised or unrealised gains and losses on the portfolio. The net loss on disposals during the year is shown in the Statement of historical cost profits and losses on page 6.

## Review of Investment Performance

Our investment portfolio continues to be managed by two leading firms of investment managers and overseen by our own investment sub-committee who meet regularly with the managers to review investment policy and monitor investment performance against agreed benchmarks. As will be seen, investment income makes an important contribution to the Federation's operational revenue and the managers are tasked with ensuring that the annual budgeted level of income is achieved.

Note 8 to the accounts indicates the current composition of our investments and reflects the changes to asset allocation which have been made during the year.

## Membership

Set out below is a record of the Federation's membership (excluding Associate Members) over the last five years as at 31st December in the years stated:

	GA	BJA	SEA	JDA	BTAA	TOTAL
2009	711	596	230	71	98	1706
2010	702	623	205	69	106	1705
2011	678	686	197	67	104	1732
2012	671	712	199	68	99	1749
2013	614	735	198	60	84	1691

The Federation's membership including Associate Members at 31st December 2013 was:

GA	BJA	SEA	JDA	BTAA	TOTAL
885	1107	236	60	93	2,381

## Charitable Donations

The Federation made charitable donations of £2,500 (2012: £635) during the year.

## Thanks

The year ending 31st December 2013 has been a particularly busy year and the Board records its gratitude for the support and hard work which has been given by the Chairmen and Committees of the Federated Associations and by the staff at all levels.

**Registered Office:**  
Federation House  
10 Vyse Street  
Birmingham, B18 6LT

By Order of the Board  
**R S Singleton**  
Company Secretary  
20<sup>th</sup> March 2014

## **BRITISH ALLIED TRADES FEDERATION**

### **Report of the Auditors**

#### **Independent Auditors' Report to the Members of the BRITISH ALLIED TRADES FEDERATION**

We have audited the financial statements of the British Allied Trades Federation for the year ended 31 December 2013 set out on pages 6 to 14.

The financial reporting framework that has been applied in their preparation is applicable law and United Kingdom Accounting Standards (United Kingdom Generally Accepted Accounting Practice).

This report is made solely to the Federation's Members, as a body, in accordance with Chapter 3 of Part 16 of the Companies Act 2006. Our audit work has been undertaken so that we might state to the Federation's Members those matters we are required to state to them in an auditors' report and for no other purpose. To the fullest extent permitted by law, we do not accept or assume responsibility to anyone other than the company and the Federation's Members as a body, for our audit work, for this report, or for the opinions we have formed.

#### **Respective Responsibilities of Directors and Auditors**

As explained more fully in the Statement of Directors' Responsibilities, the directors are responsible for the preparation of the financial statements and for being satisfied that they give a true and fair view. Our responsibility is to audit the financial statements in accordance with applicable law and International Standards on Auditing (UK and Ireland). Those standards require us to comply with the Auditing Practices Board's Ethical Standards for Auditors.

#### **Scope of the audit of the financial statements**

An audit involves obtaining evidence about the amounts and disclosures in the financial statements sufficient to give reasonable assurance that the financial statements are free from material misstatement, whether caused by fraud or error. This includes an assessment of: whether the accounting policies are appropriate to the Federation's circumstances and have been consistently applied and adequately disclosed; the reasonableness of significant accounting estimates made by the directors; and the overall presentation of the financial statements.

In addition, we read all the financial and non-financial information in the Directors' Report and any other surround information to identify material inconsistencies with the audited financial statements and to identify any information that is apparently materially incorrect based on, or materially inconsistent with, the knowledge acquired by us in the course of performing the audit. If we become aware of any apparent material misstatements or inconsistencies we consider the implications for our report.

#### **Opinion on financial statements**

In our opinion, the financial statements:

- give a true and fair view of the state of the company's affairs as at 31 December 2012 and of its profit for the year then ended;
- have been properly prepared in accordance with the United Kingdom Generally Accepted Accounting Practice; and
- have been prepared in accordance with the requirements of the Companies Act 2006.

#### **Opinion on other matter prescribed by the Companies Act 2006**

In our opinion the information given in the Annual Report for the financial year for which the financial statements are prepared is consistent with the financial statements. The Annual Report comprises only the Directors' report.

**Matters on which we are required to report by exception**

We have nothing to report in respect of the following matters where the Companies Act 2006 requires us to report to you if, in our opinion:

- adequate accounting records have not been kept, or returns adequate for our audit have not been received from branches not visited by us; or
- the financial statements are not in agreement with the accounting records and returns; or
- certain disclosures of directors' remuneration specified by law are not made; or
- we have not received all the information and explanations we require for our audit.; or
- the directors were not entitled to prepare the financial statements in accordance with the small companies regime and take advantage of the small companies exemption from the requirement to prepare a strategic report or in preparing the directors report.

Helen Drew

Senior Statutory Auditor  
For and on behalf of:

CROWE CLARK WHITEHILL LLP  
**Statutory Auditors**  
Black Country House  
Rounds Green Road  
Oldbury  
West Midlands  
B69 2DG

20<sup>th</sup> March 2014

**BRITISH ALLIED TRADES FEDERATION**  
**PROFIT AND LOSS ACCOUNT**  
**YEAR ENDED 31 DECEMBER 2013**

	Notes	2013 £	2012 £
<b>TURNOVER</b>	2	1,774,006	1,636,694
Cost of Sales		<u>(543,330)</u>	<u>(476,216)</u>
<b>Gross Profit</b>		1,230,676	1,160,478
Administrative expenses	3	(1,502,035)	(1,508,439)
Other operating income	2	<u>59,418</u>	<u>60,899</u>
<b>OPERATING LOSS</b>	2	(211,941)	(287,062)
Income from fixed asset investments	5	329,129	320,727
Other interest receivable		<u>1,064</u>	<u>658</u>
<b>PROFIT ON ORDINARY ACTIVITIES BEFORE TAXATION</b>		118,252	34,323
Tax recoverable on profit on ordinary activities	6	<u>8,100</u>	<u>62,837</u>
<b>PROFIT FOR THE FINANCIAL YEAR</b>		<u><u>126,352</u></u>	<u><u>97,160</u></u>

All amounts relate to continuing operations.

**STATEMENT OF TOTAL RECOGNISED GAINS AND LOSSES**  
**YEAR ENDED 31 DECEMBER 2013**

Profit for the financial year		126,352	97,160
Increase in valuation of investments	8	<u>683,411</u>	<u>680,275</u>
Total recognised gains for the year		<u><u>809,763</u></u>	<u><u>777,435</u></u>

**STATEMENT OF HISTORICAL COST PROFITS AND LOSSES**  
**YEAR ENDED 31 DECEMBER 2013**

Reported profit on ordinary activities before taxation		118,252	34,323
Realisation of investment revaluation profits /(loss)		395,308	(51,889)
Depreciation adjustment on revaluation of freehold property		<u>(4,952)</u>	<u>(4,952)</u>
Historical cost profit on ordinary activities before taxation		<u><u>508,608</u></u>	<u><u>(22,518)</u></u>
Historical cost profit for the year		<u><u>516,708</u></u>	<u><u>40,319</u></u>

The notes on pages 8 to 14 form part of these accounts

**BRITISH ALLIED TRADES FEDERATION**  
**Company Registration number 69391**

**BALANCE SHEET**

**YEAR ENDED 31 DECEMBER 2013**

	Notes	2013		2012	
		£	£	£	£
<b>FIXED ASSETS</b>					
Tangible assets	7		572,973		583,314
Investments	8		<u>10,315,502</u>		<u>9,510,409</u>
			10,888,475		10,093,723
 <b>CURRENT ASSETS</b>					
Debtors	9	407,218		407,787	
Cash at bank and in hand		<u>206,924</u>		<u>218,248</u>	
		614,142		626,035	
 <b>CREDITORS: Amounts falling due within one year</b>	10		<u>(520,475)</u>		<u>(547,986)</u>
 <b>NET CURRENT ASSETS</b>			<u>93,667</u>		<u>78,049</u>
 <b>TOTAL ASSETS LESS CURRENT LIABILITIES</b>			10,982,142		10,171,772
 <b>PROVISIONS FOR LIABILITIES</b>					
Deferred Taxation	11		<u>(8,319)</u>		<u>(7,712)</u>
			<u>10,973,823</u>		<u>10,164,060</u>
 <b>GENERAL RESERVE</b>	12		7,955,729		7,464,888
 <b>REVALUATION RESERVE</b>	13		<u>1,371,595</u>		<u>1,083,492</u>
			9,327,324		8,548,380
 <b>RESERVES ALLOCATED TO TRADE ASSOCIATIONS</b>	14		<u>1,646,499</u>		<u>1,615,680</u>
 <b>MEMBERS' INTERESTS</b>			<u>10,973,823</u>		<u>10,164,060</u>

The accounts were approved and authorised for issue by the board and were signed on its behalf on 20<sup>th</sup> March 2014.

.....  
**M Hughes**  
 (President)

.....  
**M Olsen**  
 (Deputy President)

.....  
**C E Owen**  
 (Vice President)

The notes on pages 8 to 14 form part of these accounts

# BRITISH ALLIED TRADES FEDERATION

## NOTES TO THE ACCOUNTS

YEAR ENDED 31 DECEMBER 2013

### 1. ACCOUNTING POLICIES

#### 1.1 Basis of Accounting

The accounts are prepared under the historical cost convention, modified to include the revaluation of freehold property and investments, and in accordance with applicable accounting standards. The Directors continue to adopt the going concern basis of accounting based on the cash balance, significant investment portfolio and stable membership base.

#### 1.2 Cash Flow

The company has taken advantage of the exemption in Financial Reporting Standard No.1 from the requirement to produce a cash flow statement on the grounds that it is a small company.

#### 1.3 Fixed Assets

The Federation owns a silver collection, badges, maces and regalia, the cost of which is written off in the year of acquisition. Tangible fixed assets are stated at cost or valuation less depreciation. Depreciation is calculated to write off the cost or valuation of tangible fixed assets, less their estimated residual values over their expected useful lives on the following bases:

Freehold buildings	2%	straight line
Fixtures and fittings	10 – 25%	straight line
Computer equipment	25%	straight line

No depreciation has been provided on freehold land.

The directors have taken advantage of the transitional arrangements of Financial Reporting Standard No.15 and have retained the brought forward valuations of freehold land and buildings.

#### 1.4 Investments

Listed investments are recorded at market value. The excess over cost is credited to the revaluation reserve.

Unlisted investments are held at cost less any provision for permanent diminution in value.

#### 1.5 Turnover

Turnover represents the total amount receivable for membership subscriptions and services provided exclusive of Value Added Tax.

#### 1.6 Deferred Tax

Full provision is made for deferred tax assets and liabilities arising from all timing differences between the recognition of gains and losses in the financial statements and recognition in the tax computation. Deferred tax is not provided on timing differences arising from the revaluation of fixed assets and investments in the financial statements. A net deferred tax asset is recognised only if it can be regarded as more likely than not that there will be suitable taxable profits from which the future reversal of the underlying timing differences can be deducted. Deferred tax assets and liabilities are calculated at the tax rates expected to be effective at the time the timing differences are expected to reverse. Deferred tax assets and liabilities are not discounted.

#### 1.7 Pensions

The Federation contributes to a defined contribution group personal pension plan for members of staff, contributions being charged against profits as incurred.

#### 1.8 Government Grants

Government grants are credited to the profit and loss account as and when receivable.

#### 1.9 Foreign Currency Transactions

Transactions in foreign currencies are translated into sterling at the rate of exchange ruling on the date when the transaction occurred

#### 1.10 Operating Leases

Rentals payable under operating leases, where substantially all of the benefits and risks of ownership remain with the lessor, are charged to the profit and loss account as incurred.

#### 1.11 Other Operating Income

Other operating income represents rents and fees on a receivable basis.



**BRITISH ALLIED TRADES FEDERATION**  
**NOTES TO THE ACCOUNTS – continued**

**YEAR ENDED 31 DECEMBER 2013**

**2. TURNOVER AND OPERATING LOSS**

Description of class of business:	Turnover		Operating Loss	
	2013	2012	2013	2012
	£	£	£	£
International services	485,580	388,504	55,671	(18,835)
Trade associations and members' services	1,288,426	1,248,190	(327,030)	(329,126)
Other operating income (see below)	-	-	59,418	60,899
	<u>1,774,006</u>	<u>1,636,694</u>	<u>(211,941)</u>	<u>(287,062)</u>

Other operating income:

Rents receivable

<u>59,418</u>	<u>60,899</u>
---------------	---------------

The majority of turnover arose in the United Kingdom.

**3. ADMINISTRATIVE EXPENSES**

Administrative expenses include:	2013	2012
	£	£
Staff costs:		
Salaries	710,295	734,517
Social security costs	70,378	74,587
Pension costs	37,141	46,007
	<u>817,814</u>	<u>855,111</u>

President's fee	5,000	5,000
Depreciation of fixed assets	38,187	42,344
Operating lease rentals of equipment	8,877	3,758
Audit fee	9,470	9,200
Charitable Donations	<u>2,500</u>	<u>635</u>

The average number of employees during the year was:

International services	4	4
Trade Associations	16	14
Central Services	7	9
	<u>27</u>	<u>27</u>

**4. TRANSACTIONS WITH DIRECTORS**

During the year the Federation has undertaken transactions with a company owned by a Director totalling £3,062 (2012 : £2,782). These transactions were undertaken at arms length and £nil remained outstanding at the year end.

**BRITISH ALLIED TRADES FEDERATION**  
**NOTES TO THE ACCOUNTS – continued**  
**YEAR ENDED 31 DECEMBER 2013**

5. INCOME FROM FIXED ASSET INVESTMENTS	2013	2012
	£	£
Dividends on listed investments	<u>329,129</u>	<u>320,727</u>
	<u>329,129</u>	<u>320,727</u>
6. TAX PAYABLE ON PROFIT ON ORDINARY ACTIVITIES	2013	2012
	£	£
Tax recoverable	(8,944)	(48,271)
Prior year adjustment	<u>237</u>	<u>(10,451)</u>
<b>Total Current Tax</b>	<u>(8,707)</u>	<u>(58,722)</u>
<b>Deferred Tax</b>		
Origination and reversal of timing differences	<u>607</u>	<u>(4,115)</u>
<b>Total Deferred Tax</b> (see note 11)	<u>607</u>	<u>(4,115)</u>
<b>Tax on profit on ordinary activities</b>	<u>(8,100)</u>	<u>(62,837)</u>

**Factors affecting tax charge for the year**

The tax assessed is lower than the relevant standard rate of corporation tax in the UK 20%. The differences are explained below:

	2013	2012
	£	£
Profit on ordinary activities before tax	<u>118,252</u>	<u>34,323</u>
Profit on ordinary activities multiplied by relevant standard Rate of corporation tax in the UK of 20% (2012: 24.5%)	<b>23,650</b>	8,408
<b>Effects of:</b>		
UK dividends received	(44,509)	(51,591)
Movement on accelerated capital allowances	(1,613)	3,375
Expenses not deductible for tax purposes	850	1,307
Depreciation on non-qualifying assets	2,940	3,601
Net gain on disposal of bonds	24,153	2,270
Prior year adjustment	237	(10,451)
Other	<u>(14,415)</u>	<u>(15,641)</u>
<b>Current tax charge for the year</b> (see note above)	<u>(8,707)</u>	<u>(58,722)</u>

There are capital losses carried forward of £420,026, see note 11.

**BRITISH ALLIED TRADES FEDERATION**  
**NOTES TO THE ACCOUNTS – continued**  
**YEAR ENDED 31 DECEMBER 2013**

7. TANGIBLE FIXED ASSETS	Freehold Land and Buildings £	Fixtures and Fittings £	Computer Equipment £	Total £
Cost or Valuation:				
1 January 2013	735,000	573,468	225,713	1,534,181
Additions	-	-	27,846	27,846
Disposals	-	-	-	-
31 December 2013	<u>735,000</u>	<u>573,468</u>	<u>253,559</u>	<u>1,562,027</u>
Depreciation:				
1 January 2013	205,800	553,408	191,659	950,867
Charge for the year	14,700	5,075	18,412	38,187
Disposals	-	-	-	-
31 December 2013	<u>220,500</u>	<u>558,483</u>	<u>210,071</u>	<u>989,054</u>
<b>Net Book Values</b>				
<b>31 December 2013</b>	<u><b>514,500</b></u>	<u><b>14,985</b></u>	<u><b>43,488</b></u>	<u><b>572,973</b></u>
31 December 2012	<u>529,200</u>	<u>20,060</u>	<u>34,054</u>	<u>583,314</u>

The freehold land and buildings were revalued to £735,000 by Simon Murphy (ARICS), an independent valuer, on 31 December 1998 at open market value.

The depreciated historical cost of the freehold property, which exceeds the valuation of £514,500 by £168,208 is as follows:-

	£
Historical cost	1,057,610
Accumulated depreciation	<u>(374,902)</u>
Net Book Value	<u>682,708</u>

**Heritage Assets**

The Federation owns a silver collection, badges, maces and regalia, the cost of which is written off in the year of acquisition. The Directors policy on acquisition is to commission pieces to commemorate specific events and to support the industry. They have no plans to dispose of any items. The collection is recorded by written description and photograph, and is insured at estimated replacement value of £471,550. There is no public access to the collection.

**BRITISH ALLIED TRADES FEDERATION**  
**NOTES TO THE ACCOUNTS – continued**  
**YEAR ENDED 31 DECEMBER 2013**

<b>8. INVESTMENTS</b>	<b>2013</b>	<b>2012</b>
	<b>£</b>	<b>£</b>
Listed investments at market value:		
Ordinary Shares	6,592,695	4,637,462
Preference Shares	274,325	454,688
Unit Trusts	783,376	659,319
Bonds	1,640,797	2,582,345
Alternative investments	<u>446,982</u>	<u>722,730</u>
	<u>9,738,175</u>	<u>9,056,544</u>
Unlisted investments:		
Deposit with Investment Managers	<u>577,327</u>	<u>453,865</u>
	<u>10,315,502</u>	<u>9,510,409</u>
Movements during year:	<b>Listed</b>	<b>Unlisted</b>
	<b>Investments</b>	<b>Investments</b>
	<b>£</b>	<b>£</b>
1 January 2013	9,056,544	453,865
Additions	3,242,227	123,462
Disposals	(3,244,007)	-
Increase in value	<u>683,411</u>	<u>-</u>
<b>31 December 2013</b>	<u>9,738,175</u>	<u>577,327</u>

The historical cost of Investments as at 31 December 2013 was £ 8,943,907 (2012: £8,426,917).

<b>9. DEBTORS</b>	<b>2013</b>	<b>2012</b>
	<b>£</b>	<b>£</b>
Amounts falling due within one year:		
Trade debtors	210,702	194,530
Other debtors	212	3,653
Corporation Tax recoverable	8,944	48,271
Prepayments and accrued income	<u>187,360</u>	<u>161,333</u>
	<u>407,218</u>	<u>407,787</u>

**BRITISH ALLIED TRADES FEDERATION**  
**NOTES TO THE ACCOUNTS – continued**  
**YEAR ENDED 31 DECEMBER 2013**

<b>10. CREDITORS</b>	<b>2013</b>	<b>2012</b>
	<b>£</b>	<b>£</b>
Amounts falling due within one year:		
Trade creditors	88,977	55,161
Other taxes and social security	53,354	46,705
Pensions	5,113	5,380
Other creditors	68,570	77,340
Accruals and deferred income	<u>304,461</u>	<u>363,400</u>
	<u><b>520,475</b></u>	<u><b>547,986</b></u>

<b>11. DEFERRED TAXATION LIABILITY</b>	<b>2013</b>	<b>2012</b>
	<b>£</b>	<b>£</b>
1 January 2013	7,712	11,827
Charge to profit and loss account	<u>607</u>	<u>(4,115)</u>
<b>31 December 2013</b>	<u><b>8,319</b></u>	<u><b>7,712</b></u>

The deferred tax liability is made up as follows:

Accelerated capital allowances	<u><b>8,319</b></u>	<u><b>7,712</b></u>
--------------------------------	---------------------	---------------------

The deferred tax liability of £100,000 (2012: £47,330) relating to the unrealised revaluation gains on investments, after deducting unused capital losses carried forward amounting to £420,026, has not been provided for in accordance with FRS19.

<b>12. GENERAL RESERVE</b>	<b>2013</b>	<b>2012</b>
	<b>£</b>	<b>£</b>
1 January 2013	7,464,888	7,408,610
Profit attributable to Trade Associations, per note 14	30,819	
Profit attributable to Central Services	<u>95,533</u>	108,167
Profit for the financial year	<u><b>126,352</b></u>	
Transfer from Revaluation Reserve	<u>395,308</u>	<u>(51,889)</u>
<b>31 December 2013</b>	<u><b>7,955,729</b></u>	<u><b>7,464,888</b></u>

The transfer between Revaluation and General Reserve represents net realised surpluses on disposal of investments.

**BRITISH ALLIED TRADES FEDERATION**  
**NOTES TO THE ACCOUNTS – continued**  
**YEAR ENDED 31 DECEMBER 2013**

<b>13. REVALUATION RESERVE</b>	<b>2013</b>	<b>2012</b>
	<b>£</b>	<b>£</b>
1 January 2013	1,083,492	351,328
Increase in value of investments	683,411	680,275
Transfer to General Reserve	<u>(395,308)</u>	<u>51,889</u>
<b>31 December 2013</b>	<b><u>1,371,595</u></b>	<b><u>1,083,492</u></b>

**14. RESERVES DESIGNATED TO TRADE ASSOCIATIONS**

	BJA	BTAA	GA	JDA	SEA	Total
	£	£	£	£	£	£
<b>INCOME</b>						
Subscriptions	274,794	33,286	310,795	17,387	96,502	732,764
Share of investment income	1,846	30	1,845	51	4,208	7,980
Other income generated	<u>64,164</u>	<u>5,970</u>	<u>33,178</u>	<u>2,636</u>	<u>306,758</u>	<u>412,706</u>
	<u>340,804</u>	<u>39,286</u>	<u>345,818</u>	<u>20,074</u>	<u>407,468</u>	<u>1,153,450</u>
<b>EXPENDITURE</b>						
Staff Costs	178,795	28,136	162,898	-	169,057	538,886
Other direct expenses	<u>169,366</u>	<u>11,128</u>	<u>193,254</u>	<u>22,038</u>	<u>187,959</u>	<u>583,745</u>
	<u>348,161</u>	<u>39,264</u>	<u>356,152</u>	<u>22,038</u>	<u>357,016</u>	<u>1,122,631</u>
<b>Net (loss)/profit</b>	(7,357)	22	(10,334)	(1,964)	50,452	30,819
Balance 1 January 2013	<u>372,210</u>	<u>3,326</u>	<u>385,737</u>	<u>12,105</u>	<u>842,302</u>	<u>1,615,680</u>
<b>Balance 31 December 2013</b>	<b><u>364,853</u></b>	<b><u>3,348</u></b>	<b><u>375,403</u></b>	<b><u>10,141</u></b>	<b><u>892,754</u></b>	<b><u>1,646,499</u></b>

**15. OTHER FINANCIAL COMMITMENTS**

There was no capital expenditure contracted for at 31 December 2013 (2012: £nil).

There is an outstanding claim against the BATF for dilapidations to a building which was the BATF office. The Directors have been advised that the amount payable cannot be reliably estimated as required by Financial Reporting Standard No. 12 (Provisions, Contingent Liabilities and Contingent Assets) and consequently no provision has been made in these accounts. However, the Directors can confirm that the maximum amount that could be payable can be met from the Federations funds and would not affect the ongoing operations of the Federation. Negotiations to resolve this matter are ongoing.

**16. OPERATING LEASES**

At 31 December 2013 the Federation had annual commitments under non-cancellable operating leases of office equipment amounting to £5,067 (2012: £3,758) expiring between two and five years.