



UK Visas
& Immigration

Tier 4 of the Points Based System Guidance for Sponsors

version 08/2014

Document 1: Applying for or Renewing a Tier 4 Sponsor Licence and Highly Trusted Sponsor Status

This guidance covers:

1. Introduction to Sponsorship under Tier 4
2. Applying for a Tier 4 Sponsor Licence
3. Renewing a Tier 4 Sponsor Licence
4. Applying for Highly Trusted Sponsor Status
5. Renewing Highly Trusted Sponsor Status

Please also see the guidance documents 'Applying for or Renewing a Tier 4 Sponsor Licence and Highly Trusted Sponsor Status' and 'Sponsor Duties and Compliance'

This guidance is to be used for all Tier 4 applications made on or after 01 August 2014

Contents

Section 1: Introduction to sponsorship under Tier 4	8
What is sponsorship?.....	8
What is Tier 4 and who is it for?	10
The Tier 4 sponsor licence.....	10
HTS Status	11
Abuse of sponsorship	11
Care Arrangements	11
Section 2: Applying for a Tier 4 sponsor licence	13
How do I get a sponsor licence?	13
Applying online	15
Sponsorship fees	16
Using a representative to help you apply	17
Contact point for queries about the application process	18
What to consider before applying for a sponsor licence	19
Sponsor licence structure.....	19
Key Personnel	22
Estimating the number of students you want to sponsor.....	30
Who can be a Tier 4 sponsor?	31
Suitability for a sponsor licence.....	38
How we check your sponsor licence application	41
How we make a decision on your application.....	44
What happens after we make a decision on your application?.....	47

Premium Customer Service	50
Adding more tiers and categories to your sponsor licence.....	51
Section 3 - Renewing your sponsor licence	53
Key information.....	53
How to renew your sponsor licence.....	53
How the application process works	54
Timing your sponsor licence renewal application.....	55
Declining to renew your sponsor licence	56
Section 4 - Applying for Highly Trusted Sponsor (HTS) status..	57
How to apply.....	57
How we consider an HTS application	58
How we consider an application made before 1 November 2014.....	58
How we consider an application made on or after 1 November 2014.....	64
Discretionary assessment.....	65
Section 5: Renewing Highly Trusted Sponsor status.....	67
Applying to renew your HTS status.....	67
Annex 1:Information on our interim limit	68

Glossary

When we say	We mean
Care arrangements	Suitable arrangements for any children for their travel to the UK, reception at port and living arrangements while in the UK.
CAS	A Confirmation of Acceptance for Studies – a virtual document issued by a sponsor to a student to allow them to apply for a student visa under Tier 4.
CEFR	Common European Framework of Reference for Languages.
Course start date	The date of enrolment in person, or induction on the course, whichever is the earlier.
Course end date	The date by which the student is expected to have completed all academic elements of the course – taught sessions, examinations including meetings with examination boards, assessments, including oral assessments and other formal assessments, and writing and submitting dissertations or theses. In the case of PhD students, academic elements include writing and correcting theses and oral (viva) examinations, provided the sponsor is satisfied that they can continue to carry out their sponsor duties for the student.
English language course	For PBS this means a course where a student is studying English as a Foreign Language.
Foundation degree	A programme of study which leads to a qualification awarded by an English higher education institution with degree awarding powers which is at a minimum of level 5 on the revised National Qualifications Framework, or awarded on a directly equivalent basis in the devolved administrations. In Scotland, a Higher National Diploma at level 8 on the Scottish Credit and Qualifications Framework, awarded by the Scottish Qualifications Authority is equivalent to a foundation degree.
HTS Status	Highly Trusted Sponsor status.
LTR	Leave to remain.
NQF	National Qualifications Framework.
Parent(s) or legal guardian	The child's parent(s) or legal guardian, or just one parent who has the sole legal responsibility for the child.
Publicly funded Colleges	Colleges that are listed by the Association of Colleges on their website on the basis that they are Further Education Colleges, Further Education Corporations (FECs) or Sixth Form Colleges. For more specific information in relation to how this definition applies to educational establishments in England, Scotland, Wales and Northern Ireland please see the section called ' Educational oversight '.

Pre-sessional course	A course that prepares a student for, and directly precedes, their intended full-time course of study in the UK and enables them to acquire the ancillary skills or knowledge necessary to adjust to study in the UK. This will usually be supplementary English Language training or some instruction in the British education system. Courses which are designed to give a student fundamental training in the subject area of the main course as a stepping stone to it – e.g. a foundation degree – or courses which form an integral part of the main course of study or replace part of it – but which are administered separately – are not considered to be pre-sessional courses.
QCF	Qualifications and Credit Framework.
SCQF	The Scottish Credit and Qualifications Framework.
Settled Worker	<p>a) is a national of the UK;</p> <p>b) is a national of Austria, Belgium, Bulgaria, Croatia, Cyprus, the Czech Republic, Denmark, Estonia, Finland, France, Germany, Greece, Hungary, Iceland, Republic of Ireland, Italy, Latvia, Liechtenstein, Lithuania, Luxembourg, Malta, the Netherlands, Norway, Poland, Portugal, Romania, Slovakia, Slovenia, Spain, Sweden or Switzerland who is exercising an EC Treaty Right in the UK; (Please note that although not requiring sponsorship, workers from Bulgaria, Croatia and Romania must have work authorisation in order to work lawfully, unless exempt. Employers commit an offence by employing Bulgarian, Croatian or Romanian nationals who have failed to comply with the work authorisation requirements);</p> <p>c) is a British overseas territories citizen, except those from Sovereign Base Areas in Cyprus. (Those included are Anguilla, Bermuda, British Antarctic Territory, British Virgin Islands, British Indian Ocean Islands, Cayman Islands, Falkland Islands and dependencies, Gibraltar, Montserrat, Pitcairn Islands, St. Helena and Dependencies and Turks and Caicos Islands);</p> <p>d) is a Commonwealth citizens who was allowed to enter or to remain in the UK on the basis that a grandparent was born here;</p> <p>e) has settled status in the UK within the meaning of the Immigration Act 1971, as amended by the Immigration and Asylum Act 1999, and the Nationality, Immigration and Asylum Act 2002.</p>
SMS	The Sponsor Management System.
Tier 4 register of sponsors	The register that all Tier 4 sponsors appear on once we have given them a licence to bring students to the UK.

UK Higher Education Institution (HEI)	<p>A recognised body, or a body that receives public funding as a higher education institution from the Department for Employment and Learning in Northern Ireland, the Higher Education Funding Council for England, the Higher Education Funding Council for Wales, or the Scottish Funding Council. We also accept:</p> <ul style="list-style-type: none"> • Richmond, the American International University in London, as an HEI because it is recognised in statute in the Education (Recognised Awards) (Richmond The American International University in London) Order 2006. • The UK Foundation Programme Office as an HEI for sponsored students undertaking a recognised Foundation Programme for post graduate doctors. • The Yorkshire and Humber Strategic Health Authority, and the South London Local Education and Training Board (also known as South London Health Education England) as an HEI for sponsored students undertaking a recognised Foundation Programme for postgraduate dentists. <p>You will find a list of UK HEI's on the following websites:</p> <ul style="list-style-type: none"> • England: www.hefce.ac.uk/unicoll/he/ • Scotland: www.sfc.ac.uk/about_the_council/council_funded_institutions/WhoWeFundColleges.aspx • Wales: www.hefcw.ac.uk/about_he_in_wales/higher_education_institutions/he_institutions.aspx • Northern Ireland: www.delni.gov.uk/index/further-and-higher-education/higher-education/role-structure-he-division.htm <p>Recognised bodies: www.bis.gov.uk/policies/higher-education/recognised-uk-degrees/recognised-bodies</p>
'You' or 'Your'	The sponsor organisation or prospective sponsor organisation, including any owner, director, authorising officer, key contact, level 1 user and anyone involved in your day-to-day running
We/us/our	Home Office.
Working Days	Any day other than Saturday or Sunday, a day which is a bank holiday under the Banking and Financial Dealings Act 1971 in the part of the United Kingdom to which the notice is sent, Christmas Day or Good Friday.

Current Paragraph Number	Previous Paragraph Number	What has changed?
8	8	We have clarified that a sponsor whose licence expires will no longer be listed on the register of sponsors nor be allowed to continue sponsoring existing students or recruit new students
10	10	We have clarified that we will not accept further representations outside of the 20 working day period following the suspension of a licence.
238-291	238-274	We have made considerable changes to the criteria for applying for Highly Trusted Sponsor (HTS) status. We have lowered the refusal rate from less than 20% to less than 10%, removed the scoring aspect of the consideration and removed the 'near miss' outcome. Transitional arrangements will apply to sponsors between 1 November 2014 and 31 July 2015.

Section 1: Introduction to sponsorship under Tier 4

This section gives information on:

- What is sponsorship?
- What is Tier 4 and who is it for?
- The Tier 4 sponsor licence
- HTS Status
- Abuse of sponsorship
- Care arrangements

What is sponsorship?

1. Sponsorship is based on two basic principles. They are that:

- a. those who benefit most directly from migration (employers, education providers or other bodies that bring in migrants) help to prevent the system being abused; and
- b. those applying to come to the UK to work or study are eligible to do so and a reputable employer or education provider genuinely wishes to take them on.

2. Before someone can apply to come to, or stay in the UK to study under Tier 4 of the points-based system, they must have a sponsor. The sponsor is an education provider that offers courses of study within the UK and has a licence to sponsor students so they can take those courses. Sponsorship:

- a. provides evidence that the student will study for an approved qualification; and
- b. places duties on the sponsor that it must abide by.

3. A Tier 4 sponsor is an education provider that offers courses of study to full-time students. There are four exceptions which are detailed in the diagram below titled Exceptions.

Exceptions



4. Separate guidance exists for UK employers who want to sponsor migrants to come to the UK to work. This can be found on our pages on the Gov. uk website using the link below: www.gov.uk/government/collections/sponsorship-information-for-employers-and-educators#sponsorship-policy-guidance

What is Tier 4 and who is it for?

5. Tier 4 of the points-based system is the primary immigration route available to students who want to study full-time in the UK. They must be sponsored by an education provider that has a sponsor licence. Education providers can apply for a licence in two categories:

- a. Tier 4 (General) student. This is for anyone who comes to the UK for their post-16 education.
- b. Tier 4 (Child) student. This is for children between the ages of 4 and 17 (inclusive) who come to the UK for their education. Children aged between 4 and 15 (inclusive) may only be educated at independent, fee-paying schools.
- c. if the student is over the age of 16 and under the age of 18, then they can apply under either the Tier 4 (General) or the Tier 4 (Child) category.

6. The Student Visitor and Child Visitor routes are available for students to come to the UK for short periods of study. You can find out more about the visitor routes on our pages on the Gov.uk website using the link below: www.gov.uk/browse/visas-immigration/short-visit-visas

7. State schools, including those with sixth forms, cannot admit students who come to the UK under Tier 4. If we receive an application for a Tier 4 sponsor licence from a state school, we will reject it and refund the fee.

The Tier 4 sponsor licence

8. A sponsor licence is valid for four years unless we revoke it or you surrender it before it expires. The four years runs from the date your licence is granted. To continue sponsoring students, the licence must be renewed after four years. If the licence is not renewed it will expire. If your licence expires you will no longer be listed on the register of sponsors nor will you be allowed to continue sponsoring existing students or recruit new students.

9. We expect all Tier 4 sponsors to be education providers who can meet the standards we have set for highly trusted sponsors. When you successfully apply for a Tier 4 sponsor licence, we will give you an A-rating. This is a transitional rating for 12 months. You must apply for [HTS status](#) no later than 12 months from the date that you were granted your licence.

10. We will suspend your licence if you:

- a. cannot meet the standards we have set for HTS status after you have had your licence for 12 months; or
- b. do not apply for HTS status when you have had your licence for 12 months; or
- c. your application to renew your HTS status is refused; or
- d. already have HTS and you do not apply to renew it before it expires.

You will then have 20 [working days](#) from the date stated on your written notification to submit further representations. If, following the consideration of any representations received in this period, you still fail to meet the criteria to be awarded HTS your licence will be revoked. We will not consider any further representations outside of this period.

11. Once you have a sponsor licence under Tier 4 you will be able to assign CAS to students wishing to come to the UK to study. We will decide how many CAS you can assign.

HTS Status

12. HTS status is designed to ensure that all education providers are taking their obligations on immigration compliance seriously. It recognises sponsors who show a good history of compliance with their sponsor duties and whose students meet the standards of compliance with the terms of their visa or permission to stay in the UK (known as 'leave to remain').

13. HTS status was automatically given A-rated independent schools in April 2011 for one year. Since 6 April 2012, we no longer automatically give HTS to independent schools. Please see the section called '[Core requirements for HTS status](#)' for full details.

Abuse of sponsorship

14. We treat any allegation of abuse of the sponsorship arrangements in the strictest of confidence. Anyone with information about abuse of the sponsorship arrangements can contact us by emailing: EducatorsHelpdesk@homeoffice.gsi.gov.uk

Care Arrangements

15. You must ensure suitable [care arrangements](#) are in place for a child under the age of 18 who will study in the UK. These include arrangements for their:

- a. travel;
- b. reception when they arrive in the UK; and
- c. care while in the UK.

16. The maintenance requirements for a student in Tier 4 (Child) depend, in part, on:

- a. their care arrangements; and
- b. the location of the school at which they will study.

17. All arrangements for a child's care and accommodation in the UK must comply with relevant UK legislation and regulations. You can find information on the regulations for private foster care arrangements and inspection regulations for national minimum standards at:

- a. Accommodation of students under 18 by further education colleges: national minimum standards, inspection regulations: http://webarchive.nationalarchives.gov.uk/20071001175105/dh.gov.uk/en/Publicationsandstatistics/Publications/PublicationsPolicyAndGuidance/DH_4005629
- b. Boarding schools: national minimum standards, inspection regulations: webarchive.nationalarchives.gov.uk/20130107105354/http://www.dh.gov.uk/en/Publicationsandstatistics/Publications/PublicationsPolicyAndGuidance/DH_4006331

c. Residential special schools: national minimum standards, inspection regulations:
webarchive.nationalarchives.gov.uk/20130107105354/http://www.dh.gov.uk/en/PublicationsandStatistics/Publications/PublicationsPolicyAndGuidance/DH_400647

18. If a student in Tier 4 (Child) will be cared for in a private foster care arrangement during

their stay in the UK or when a private foster care arrangement starts for a Tier 4 (Child) student who is already in the UK, you must, as soon as you are either aware that they have arrived or aware of the change, give the local authority in whose area the child will live:

- a. the name of the foster carer; and
- b. the address where the foster carer and the student will live.

19. If you fail to do this, we will immediately revoke your licence.

20. A student aged 16 or 17 has the legal right to live independently in the UK, and may make their own accommodation arrangements. However, when a 16- or 17-year-old applies for a visa under Tier 4 (General), they must have their parents' permission to both travel to the UK and to live independently. For more information, see the Tier 4 migrant guidance on our pages on the Gov.uk website using the link below: www.gov.uk/government/publications/guidance-on-application-for-uk-visa-as-tier-4-student.

Section 2: Applying for a Tier 4 sponsor licence

This section gives information on:

- How do I get a sponsor licence?
- What to consider before applying for a sponsor licence
- Who can be a Tier 4 Sponsor
- How we check your sponsor licence application
- How we make a decision on your sponsor licence application
- What happens after we make a decision on your sponsor licence application?

How do I get a sponsor licence?

This sub section gives information on:

- Applying Online
- Sponsorship Fees
 - Licence Application Fees
 - Fee for assigning a CAS
- Using a representative to help you apply
- Contact point for queries

21. To get a sponsor licence, you must apply to us using the online form and supply specified documents to prove that you are suitable and eligible. These documents are listed in [Appendix A](#).

22. We treat all sponsorship applications as confidential. We will not pass on information you send with your application to anyone except other government departments, agencies, local authorities and the appropriate educational oversight bodies, and only when it is necessary to enable them to carry out their functions. However, we will publish sponsors' ratings on our website.

23. If you use deception to obtain a licence you may be committing a criminal offence.

24. To join the sponsor register you must meet all of the requirements in the table below titled Sponsor checklist for joining the register.

Sponsor checklist for joining the register

You must:	✓
Complete and submit the online application. (This includes a declaration from you that you agree to meet all of the duties associated with being a licensed sponsor - for more information on sponsor duties, please see the guidance document titled ' Sponsors' Duties and Compliance ')	
Pay the correct fee (for more information please see the section titled ' Sponsorship Fees ')	
Provide proof that you are based in the UK and provide original or certified copies of the documents listed in Appendix A , unless we say otherwise, to establish that you are genuine and operating or trading lawfully in the UK, and with the appropriate planning permission or local planning authority consent to operate the type or class of business at your trading address. For more information on supporting documents, please see the section titled 'Supporting Documents'	
Meet the eligibility and suitability requirements. For more information, please see the section titled ' Who can be a Tier 4 sponsor? '	
Show there are no reasons to believe that you are a threat to immigration control	

25. When you complete the online sponsor licence application, you must specify which tiers, categories and subcategories you wish to be licensed under. You can choose as many as you need provided you are eligible for them. If your application is successful these will then be the only tiers, categories or subcategories you can sponsor a migrant under.

26. Licence applications may be rejected, refused or granted with an A-Rating. For more information about the decision we may make on your application, please see the section titled '[How we make a decision on your application](#)'.

27. If your application for a licence is granted, you will then be able to assign [Confirmation of Acceptance for Studies \(CAS\)](#) to students who wish to study with you. We will decide how many CAS you will be allowed to assign. For more information on CAS, please see the section titled 'How many CAS will I be allowed to assign in this document and the section titled 'What is a CAS?' in the '[Assigning a CAS and Sponsoring Students](#)' guidance.

28. As a licensed sponsor you must meet certain duties such as informing us if students do not enrol for studies or are absent without permission for a significant period. You must keep records on the students you sponsor, including up-to-date contact details and a copy of their biometric residence permit (BRP) (previously known as the Identity Card for Foreign Nationals (ICFN)). You must also give any documents to us on request. We will monitor your ability and willingness to always comply with your duties. For more information on sponsor duties, please see the '[Sponsor](#)

[Duties and Compliance](#)' guidance.

29. You have a duty to act honestly in any dealings with us. This includes, for example, not making false statements and ensuring all essential information is disclosed when either applying for a sponsor licence or assigning or applying for a CAS.

30. If we believe you have not complied with your duties, have been dishonest or pose a threat to immigration control, we will take action against you. The action can result in your licence being suspended an/or revoked, and/or a reduction in the number of CAS you can assign. For more information on the action we may take and the processes we will follow in such cases, please see the section titled What will happen if I don't comply with my sponsor duties in the '[Sponsors](#)' [Duties and Compliance](#)' guidance.

Applying online

31. Applications for a licence can only be made and paid for online, using the online sponsor application located on our pages on the GOV.UK website using the following link: www.points.homeoffice.gov.uk/gui-sponsor-jsf/SponsorHome.faces. You must read these guidance notes before applying, in particular the section titled, '[What to consider before applying for a licence](#)'. [Appendix A](#) sets out the documentary evidence required to validate your application.

32. The process for applying online is:

- a. Register online with your name and email address at: www.points.homeoffice.gov.uk/gui-sponsor-jsf/SponsorHome.faces.
- b. Complete your application online, pay the fee online, print off your submission sheet and send it to us with your supporting documents.
- c. We process your sponsor application, making any checks that are necessary.
- d. We notify you of our decision.
- e. If we give you a sponsor licence, your organisation name and rating are published on our register of sponsors.

33. If you gather all the necessary information before starting, the application should take about 30 minutes to complete. If you want to keep a copy of it for your records, you must write down what you have put in the application as you complete it because we cannot provide copies of sponsor licence applications.

34. You must make the application yourself. A representative can help you to complete your application, but must not send it on your behalf. If we find this has happened, we will refuse your application and not refund your fee.

35. The online sponsor application asks you to indicate which tiers, categories, or subcategories you wish to be licensed under. You can select as many as you will need.

36. If your licence is granted, these will be the only tiers under which you will be able to sponsor people.

37. Once you have submitted your online application, you must send the following to validate it:

- a. the original submission sheet (not a certified copy), signed and dated by the authorising officer (all pages must be sent); and
- b. all of the mandatory documents listed on the submission sheet (originals or certified copies).

These must all be sent in together within five working days of the date you submit your online application.

38. If any mandatory items are missing or incorrect, your application will be invalid. We reject invalid applications and refund the application fee.

39. If there are any documents specified in [Appendix A](#) (other than mandatory documents) missing from your application, or if we require any more documents or information, we will contact you by email. We will give you five working days to send the documents or information we ask for. If you do not send the documents or information by this deadline we will refuse your application and your fee will not be refunded. It is important that your authorising officer and key contact are available to deal with any requests we may need to make.

40. We always email the person named as your key contact if we need any further information or documents. We may also email your authorising officer.

Sponsorship fees

Licence application fees

41. There are fees for the initial application for a sponsor licence, to renew an existing sponsor licence and when applying for HTS status. There may also be a fee to extend your existing licence by adding other Tiers. In addition to the licensing fee, you must pay another fee for each CAS you assign. Full payment guidance is located on our pages on the Gov.uk website using the following link: www.gov.uk/government/publications/uk-visas-and-immigration-fees.

42. If you do not pay the correct fee, we will reject your application and return it with your fee, unless you have overpaid for the tier/categories you have applied for. In which case we will continue to consider your application and the return the excess.

Fee for assigning a CAS

43. You must pay a fee for every CAS that you assign. We will only accept on-line payments for these transactions. Full payment guidance is located on our pages on the Gov.uk website using the following link: www.gov.uk/government/publications/uk-visas-and-immigration-fee.

44. Even if a student does not use the CAS in an application to us, you will pay the fee for assigning it. To ensure that you do not waste a CAS, you should check that the student is likely to apply and pass the points-based assessment. The Tier 4 Policy Guidance for students will help you and you can find this guidance located on our pages on the Gov.uk website using the following link: www.gov.uk/government/publications/guidance-on-application-for-uk-visa-as-tier-4-student.

Using a representative to help you apply

45. You can use the services of a representative to help you complete the online application for a sponsor licence but they can't submit the application on your behalf. If they do, we will refuse your application and will not refund your fee.

46. A representative is:

a. a person who is qualified to provide immigration advice or services in accordance with section 84 of the Immigration and Asylum Act 1999 by being:

- regulated by the Office of the Immigration Services Commissioner (OISC);
- exempt by ministerial order from the requirement to be regulated; or
- otherwise comply with section 84.

b. a regulated member of a designated professional body, or is working under the supervision of such a person. The bodies listed in the 1999 Act are the:

- Law Society;
- Law Society of Scotland;
- Law Society of Northern Ireland;
- Institute of Legal Executives;
- General Council of the Bar;
- General Council of the Bar of Northern Ireland; and
- Faculty of Advocates.

47. To act on your behalf a representative must be:

- a. in one of the above categories; and
- b. based in the UK.

48. If they act on your behalf without being 'qualified' under the Immigration and Asylum Act 1999, they may be committing a criminal offence.

49. Anyone compliant with Section 84 through exemption by ministerial order still has to comply with the OISC code of standards.

50. If you are unsure of your representative's status you should contact the OISC, which has a list of organisations and advisers it has authorised. You can contact them:

By post:

The Office of the Immigration Services Commissioner (OISC)

5th Floor

Counting House

53 Tooley Street

London

SE1 2QN

By phone: 0845 000 0046 (calls charged at local rate)

By fax: 020 7211 1553

By email: info@oisc.gov.uk

Website: www.oisc.homeoffice.gov.uk

51. The OISC website has links to websites for solicitors, advocates, barristers and legal executives and the Community Legal Service. These links can be found at: www.oisc.homeoffice.gov.uk/howtofindaregulatedimmigrationadvisor/.

52. If after receiving a licence you wish to use the services of a representative you must formally appoint one using the sponsorship management system (SMS). For more information on the SMS please see the section titled 'What is the SMS' in the '[Assigning CAS and Sponsoring Students](#)' guidance.

53. We will not deal with any communications from a representative acting on your behalf unless they have been appointed by you. You can tell us that a representative has helped you fill in your licence application at the application stage. However you can only appoint them at the licence application stage if you also appoint them as a key contact and/or level 1 user.

Contact point for queries about the application process

54. If you have any queries about the application process please contact us by telephone on 0300 123 4699, or by email at: EducatorsHelpdesk@homeoffice.gsi.gov.uk.

What to consider before applying for a sponsor licence

This sub section gives information on:

- Sponsor Licence Structure
 - Branches
 - Partner institutions
 - Trusts
 - Franchises
- Key Personnel
 - Nominating key personnel
 - Contact details for key personnel
 - Checks we make on key personnel
 - Authorising officer
 - Key contact
 - Level 1 User
 - Level 2 User
- Estimating the number of students you want to sponsor.

55. Before you apply for your licence, you need to make some decisions and arrangements which we explain below.

56. This guidance refers to Appendices A, B, C and D. They are separate documents because they contain detailed information. You can find them on our pages on the Gov.uk website using the following link: www.gov.uk/government/collections/sponsorship-information-for-employers-and-educators.

Sponsor licence structure

Branches

57. For Tier 4, branches are two or more separate legal entities that are linked by common ownership or control – for instance a language school group that includes a number of separate colleges. You can demonstrate common ownership or control if:

- a. one entity controls the composition of the other entity's board; or
- b. one entity is in a position to cast, or control the casting of, more than half the maximum number of votes that might be cast at a general meeting of the other entity; or
- c. one entity holds more than half the issued share capital of the other entity (excluding any part of that issued share capital that carries no right to participate in a distribution of either profits or capital beyond a specified amount); or
- d. both entities have a common parent entity that itself or through other entities meets one of the requirements in a, b or c (as set out above) in relation to both entities; or

- e. one entity is related to the other entity as both entities are party to a joint venture agreement which has created a new, separate legal entity; or
- f. one entity is related to the other entity in that one entity is party to a joint venture agreement and the other entity is the entity formed by that joint venture agreement.

58. If you do have a number of branches they can be registered in one of the following ways:

- a. you can apply for a single licence that includes your 'head office and all branches' in the UK (for example, a UK-wide language school might choose to register all of its branches in England, Scotland, Wales and Northern Ireland in a single licence); or
- b. each branch can apply for a separate licence; or
- c. a number of branches may be grouped in a single licence (for example, a UK-wide language school might choose to register all its branches in London in a single licence).

59. If you are an existing sponsor, you may ask to add a branch to your sponsor licence. In order to do this, you must be able to demonstrate common ownership or control as outlined above.

60. You must notify your approved educational oversight body that you have added a branch to your sponsor licence. Your approved educational oversight body will take any action necessary which may include a full assessment. Please see the section called Maintaining your educational oversight which tells you what happens if you fail a full assessment.

61. Any CAS that you assign to a student studying at one of your branches will be considered as part of your HTS status assessment.

62. If you have a branch, or a number of branches, who also have their own individual licences and we revoke their licence, we will not automatically remove or downgrade your licence but we will investigate you and other branches associated with your/their licence.

63. If you are licensed as a 'head office and all UK branches' (for example an English language school with branches across the UK) and there are compliance issues with the students you have sponsored either at the head office or a branch which is named on your licence we will take action against you which may include revoking your licence. If we revoke your licence this will apply to all of your branches and none of your branches will be able to sponsor new students. If you have existing students when we revoke your licence, we will limit the permission those students have to be in the UK, because they will no longer be studying with a licensed sponsor.

64. If any of your branches later apply for an individual licence, we will take into account any evidence of previous abuse or non-compliance, and the reasons for it, when we consider the application.

65. If you are a branch applying for an individual licence, you will be regarded as a new sponsor for our purposes. This means that you must make the licence application and pay the appropriate fee, and you must meet all the requirements to obtain a Tier 4 sponsor licence as set out in this guidance. We may want to visit you before we grant you a licence. If we grant you a sponsor licence, you will be A-rated for a 12 month period, after which you must apply for HTS

status. Please see section titled '[Applying for HTS status](#)'.

66. For Tier 4 purposes, a site that is not a separate legal entity is not a branch. For example; a university that has campuses in a number of different places has a number of sites, but these sites will not be considered branches unless they are separate legal entities. Likewise, a language school that has two buildings under its control in different places has two sites but not necessarily two branches. Any changes in the sites you operate from must be notified to us and will automatically be included in your licence. If there are any compliance issues with the students you have sponsored to study at any of the sites named in your licence, we will take action against you which may include revoking your licence. You may apply for separate licences for each site, but it is not necessary to do so.

Partner institutions

67. You may name another education provider as a partner institution on your sponsor licence where;

- a. there is a contractual agreement between the education providers to work in partnership to deliver education to students. In this case:
 - both partners must hold their own separate HTS sponsor licence (see section titled eligibility requirements for a Tier 4 Sponsor Licence) and have educational oversight from an appropriate body (see section titled educational oversight); and
 - both partners can offer any course that meets Tier 4 requirements.

Or;

- b. the partner institution does not hold a Tier 4 sponsor licence and provides only pre-sessional courses on your behalf. In this case:
 - the pre-sessional courses must meet the definition of a pre-sessional course as described in the section titled pre-sessional courses in the “Applying for a CAS and Sponsoring Students” guidance document, last no longer than three months, and end no more than one month before the main course of study; and
 - students must be progressing to a main degree course with the Tier 4 sponsor for which they have an unconditional offer; and
 - you must assign the single CAS for the pre-sessional course and the main course and undertake sponsorship duties for the student; and
 - the partner institution may not offer any other type of course on your behalf.
- c. Where the partner institution does not hold a Tier 4 sponsor licence and provides only pre-sessional courses on your behalf where you are an independent school.

68. You may only assign a CAS for a student to study at a partner institution that is named as a partner on your sponsor licence. We would encourage you to consult and engage with the Home Office at an early stage if you are considering entering such a partnership. Before entering the partnership, you should ensure that the partner premises where students will be taught have

been inspected by an educational oversight body.

69. Where you assign a CAS for a student to study at a partner institution, you are fully responsible for that student. Your sponsor duties are as set out in this guidance regardless of whether the student is studying with you directly, or with a partner institution. For sponsorship monitoring purposes, students studying at a partner institution will be treated as if they are recruited, taught and monitored by staff employed by you. If there are compliance issues with the students you have sponsored or a partner institution (including if we revoke the partner institution's own licence), we will take action against you which may include revoking your licence.

70. CAS assigned to students studying at a partner institution will be taken into account in your own HTS assessment.

71. If asked by one of our compliance officers during a compliance audit at your or your partner's institution, you must provide any documents relating to the partnership.

Trusts

72. If you are an educational trust or other similar organisation with a number of education providers under your control, you can apply for a Tier 4 sponsor licence as a 'head office and all UK branches' or make a separate application for each education provider.

73. You must provide evidence that your trust and the group of branches you list in your application are linked by common ownership or control.

Franchises

74. If you are an organisation, sole trader or partnership with a number of franchises under your control, you can apply for a Tier 4 sponsor licence as a 'head office and all UK branches' or make a separate application for each franchise.

75. You must make a separate application for each franchise if they are separate businesses, not under your control as the parent organisation.

Key Personnel

76. The online sponsor application requires you to give certain responsibilities to members of your staff, some or all of whom will have access to the sponsorship management system (SMS) after a licence is granted. For more information on the SMS, please see the section titled 'What is the SMS' in the [Assigning CAS and Sponsoring Students](#) guidance. We call these people 'Key Personnel' and there are four roles:

- a. authorising officer;
- b. key contact;
- c. level 1 user of the sponsorship management system;
- d. level 2 user of the sponsorship management system.

77. Only level 1 and level 2 users will have access to the SMS. If the authorising officer or key contact wished to have access, they must also be set up as a level 1 or level 2 user.
78. Each of your key personnel:
- a. must be permanently based in the UK for the duration of the period that they fill the role you have appointed them to
 - b. must meet the requirements on criminal convictions set out in the section titled, Offences and Civil Penalties.
 - c. must be a paid member of your staff or engaged by you as an office holder. The only exceptions are:
 - A level 1 or level 2 SMS user can be an employee of a third party organisation who you have contracted some or all of your HR function to.
 - A level 2 SMS user can be a member of staff supplied to you, but employed by an employment agency
 - An insolvency professional who has been appointed because you have gone into administration can fill any key personnel role.
 - A UK-based representative can fill any key personnel role except the role of authorising officer. If you already have a sponsor licence but you now want a representative to help assign CAS, you must add the relevant employees of the representative to the SMS as level 1 or level 2 users.
 - d. can be a UK-based representative. The only exception to this rule is that your Authorising Officer cannot be a representative. If you already have a sponsor licence but you now want a representative to help assign a CAS, you must add the relevant employees of the representative to the SMS as level 1 or level 2 users.
79. Your key personnel cannot be:
- a. a representative who is not based in the UK.
 - b. a contractor or consultant who is contracted for a specific project.
 - c. subject to a Bankruptcy Restriction Order
 - d. subject to a Bankruptcy Restriction Undertaking
 - e. subject to a Debt Relief Restriction Order
 - f. subject to a Debt Relief Restriction Undertaking
 - g. legally prohibited from being a company director. (The only exception to this rule is for the key contact who can be legally prohibited from being a company director but only if that is solely due to them being an undischarged bankrupt or subject to a Debt Relief Order).

80. You must name your authorising officer, key contact and level 1 user on the application form. These roles can be filled by the same person, or a combination of different people, but you can:

- a. only have one authorising officer and one key contact;
- b. add more level 1 users once you have a sponsor licence; and
- c. only appoint level 2 users once you have your licence.

81. If you want a representative to assign CAS, you must add their relevant employees to the SMS as level 1 or level 2 users. It is your responsibility to make sure they meet the requirements to be a level 1 or 2 user.

82. You are responsible for anything done by anyone you set up as a user of the SMS, including representatives. We treat anything a representative does on your behalf as if you had done it yourself so you should only employ representatives who are reputable, honest and competent. You should check the identity of any representative you employ and make sure they meet their responsibilities. If you do not comply with your responsibilities, we will take action against you.

Contact details for key personnel

83. You must give us the contact details of your key personnel when you:

- a. apply for a licence; and
- b. change or add key personnel after you have a licence.

84. The contact address for all key personnel must be your main address or the address of any branch or head office you include in your licence. If you appoint a representative as key contact or level 1 user, their address must be the same as the representative's main business address. If you appoint a level 2 user employed by a third party organisation engaged by you to deliver all or part of your HR function, their address must be the main business address of that organisation.

85. When you give us an email address for a person, only that named person must be able to access emails we send to that address.

Checks we make on key personnel

86. We will check your authorising officer, key contact and level 1 user against our records, and the Police National Computer or its equivalent in Northern Ireland. We may also check your owner(s), director(s) and anyone involved in your day-to-day running.

87. We will make checks:

- a. while we consider your application for a sponsor licence;
- b. at any time while you have a sponsor licence; and
- c. if new people take up key personnel roles while you have a sponsor licence.

88. If any of these people have unspent criminal convictions or we have issued them with a civil penalty in the past 12 months, we may:

- a. refuse your application for a sponsor licence;
- b. if you already have a licence, refuse to accept a person you later nominate for a key personnel role; or
- c. revoke your licence.

Authorising officer

89. When applying for a licence you must appoint an authorising officer. The person you nominate to this role must be your most senior person responsible for the recruitment of students and ensuring that all of your sponsor duties are met. If there is more than one person who could fill this role, you must decide who to nominate. You are responsible for the actions of your authorising officer so we advise that you ensure you are confident that they fully understand the importance of this role.

90. The authorising officer is also responsible for deciding how many of your staff need to have access to the SMS and what level of permission they can have. They are responsible for the activities of all SMS users and must comply with our requirements for using the system. If they fail to do this, we will take action against you.

91. The authorising officer does not have automatic access to the SMS. If they require access to the system they will need to be set up as a level 1 or level 2 user. This can be done by naming them as the level 1 user on your application, or adding them as an additional level 1 user or as a level 2 user after your licence has been granted.

92. You must have an authorising officer in place throughout the life of your licence. The nominated person must always meet the requirements set out in this guidance. If you fail to have an authorising officer in place who meets our requirements, or fail to tell us of a change in authorising officer, we will take action against you.

93. The authorising officer must be a paid staff member or office holder within your organisation. They must not be:

- a. a representative;
- b. a contractor or consultant who is contracted for a specific project;
- c. a temporary staff member supplied by an agency; or
- d. an undischarged bankrupt.

94. Where we use the term 'office holder' this has a specific meaning. If an individual holds an office under one of the following types of appointment, it is likely that they are an 'office holder':

- a. a statutory appointment (e.g. registered company directors or secretaries, board members of statutory bodies, judges or tribunal members, or crown appointments, for example, the police);

- b. an appointment under the internal constitution of an organisation (e.g. club treasurers or trade union secretaries);
- c. an appointment under a trust deed (e.g. trustees); or
- d. an ecclesiastical appointment (e.g. members of the clergy).

95. An office holder is not an employee or a worker. But holding an office does not prevent someone from becoming a worker or an employee. They can be an office holder and an employee if their working arrangements are a contractual relationship and satisfy the test for employee status. You can find more information on our pages on the Gov.uk website using the following link: www.gov.uk/employment-status/overview

Key contact

96. The key contact can be the authorising officer or another person in your organisation.

97. The key contact will be your main point of contact with us. We will contact them if we have any queries about your application, the documents you sent or the fee. A key contact must be a paid staff member or office holder within your organisation. They can also be a UK-based representative.

98. They must not be:

- a. a contractor;
- b. a consultant who is contracted for a specific project;
- c. an employee of a third party organisation you have engaged to deliver all or part of your
- d. HR function; or
- e. a temporary staff member supplied by an agency.

99. The key contact does not have automatic access to the SMS. If they need access to the system they must be set up as a level 1 or level 2 user of it.

Level 1 user

100. The level 1 user can be the authorising officer or another person in your organisation.

101. The level 1 user must carry out your day-to-day sponsorship activities using the SMS.

102. When you first apply for a sponsor licence, you can only nominate one level 1 user. Once you have a licence you can use the SMS to nominate more level 1 users. We will check new level 1 users before we give them access to the SMS.

103. You can decide how many level 1 users you need. The authorising officer is responsible for them, so we recommend that you do not have more level 1 users than you really need. You should make sure that you have at least enough to be able to cover periods of leave or sickness.

104. The level 1 user must be:

- a. a paid staff member or office holder within your organisation; or
- b. an employee of a third party organisation engaged by you to deliver all or part of your
- c. HR function; or
- d. a UK-based representative.

105. They must not be:

- a. a contractor;
- b. a consultant who is contracted for a specific project;
- c. a temporary staff member supplied to you by an employment agency; or
- d. an undischarged bankrupt.

106. You must always have a minimum of one level 1 user who is a [settled worker](#). The only exception to this rule is if you are a diplomatic mission or international organisation licensed under Tier 5 (International Agreement).

107. You must have at least one level 1 user in place. This is because it is impossible for you to meet all of your sponsor duties without one. If we find you do not have any level 1 users in place, we will take action against you.

Level 2 user

108. Level 2 users have fewer permissions than level 1 users.

109. You can decide how many level 2 users you need. The authorising officer is responsible for them, so we recommend that you do not have more level 2 users than you really need.

110. The level 2 user must be: -

- a. a paid staff member or office holder within your organisation; or
- b. an employee of a third party organisation engaged by you to deliver all or part of
- your c. HR function; or
- d. a temporary staff member supplied to you by an employment agency;
- or
- e. a UK-based representative.

111. They must not be:

- a. a contractor;
- b. a consultant who is contracted for a specific project; or
- c. an undischarged bankrupt.

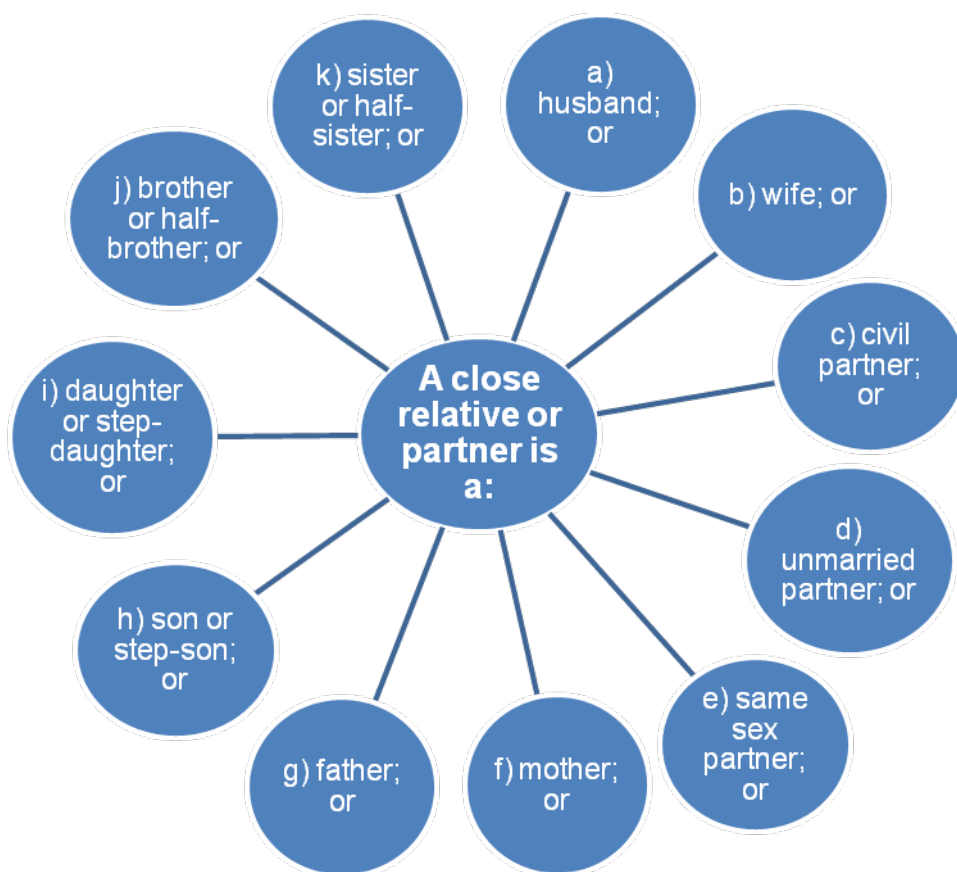
112. Please see the table below titled Level 1 and Level 2 user functions for details on the different actions level 1 and level 2 users can perform in the SMS.

Level 1 and Level 2 user functions table

Function	Level 1 User	Level 2 User
Request more level 1 users and add level 2 users to the SMS or remove them	✓	x
Assign CAS to students	✓	✓
Request an increase in the number of CAS you can assign (your limit)	✓	x
Tell us about minor changes to your details	✓	x
Notify us of change of circumstances on the SMS	✓	x
Report student activity to us (for example, inform us if a student goes missing or does not attend their course)	✓	✓
Withdraw CAS	✓	x
Inform us of changes to study or work placement addresses	✓	x
Use the bulk data transfer feature	✓	x
Change user details	✓	x
View information about your licence and key personnel	✓	x
Access key messages that we post from time to time	✓	x
Apply to renew your licence and track the progress of your application	✓	x
Apply for Premium customer service and track the progress of your application	✓	x
Apply for Highly Trusted Sponsor Status and track the progress of your application	✓	x

113. SMS users must not assign a CAS to themselves or assign a CAS to a close relative or partner. Please see the diagram below titled Definition of a close relative or partner.

Definition of a close relative or partner diagram



Estimating the number of students you want to sponsor

114. When you apply for a sponsor licence, you must give us an estimate of the number of CAS you expect to assign to students in your first year in each category of Tier 4 that you are applying for. The number must include existing students who will apply for extensions of their permission to stay and any new students you wish to sponsor. You will need to justify your request.

Who can be a Tier 4 sponsor?

This sub section gives information on:

- Eligibility requirements for a Tier 4 sponsor licence
 - Educational oversight
 - Sponsors subject to the system of public reviews
 - Acceptable outcomes for educational oversight
 - Higher education institutions that are based overseas
- Suitability for a sponsor licence
 - Scoring system
- Supporting Evidence - Documents

Eligibility requirements for a Tier 4 sponsor licence

115. If you are applying for a sponsor licence you must meet the requirements and send us the documents we ask for in Appendix A. We may ask for further documents that are not listed in Appendix A.

116. We will use these documents to check that you are genuine and that you have an operating or trading presence in the UK. If you do not, we will refuse your application or revoke your licence.

117. From the date you are first granted a sponsor licence, you can spend 12 months as an A-rated sponsor. After that you must be able to make a successful application for HTS status. You must apply for HTS status no later than 12 months after being granted your licence.

118. State schools, including those with sixth forms, cannot admit students under Tier 4. We will reject any application from a state school and refund the fee.

Educational oversight

119. When you apply for a sponsor licence, you must show that as an education provider you:

- a. have a current and satisfactory full inspection, audit or review with an appropriate body; or
- b. for overseas providers, you offer short-term 'study abroad' programmes in your own premises in the UK. Please see the section titled '[Higher Education institutions that are based overseas](#)'.

We call this educational oversight.

120. If you do not have educational oversight as described in this section, we will refuse your application for a sponsor licence.

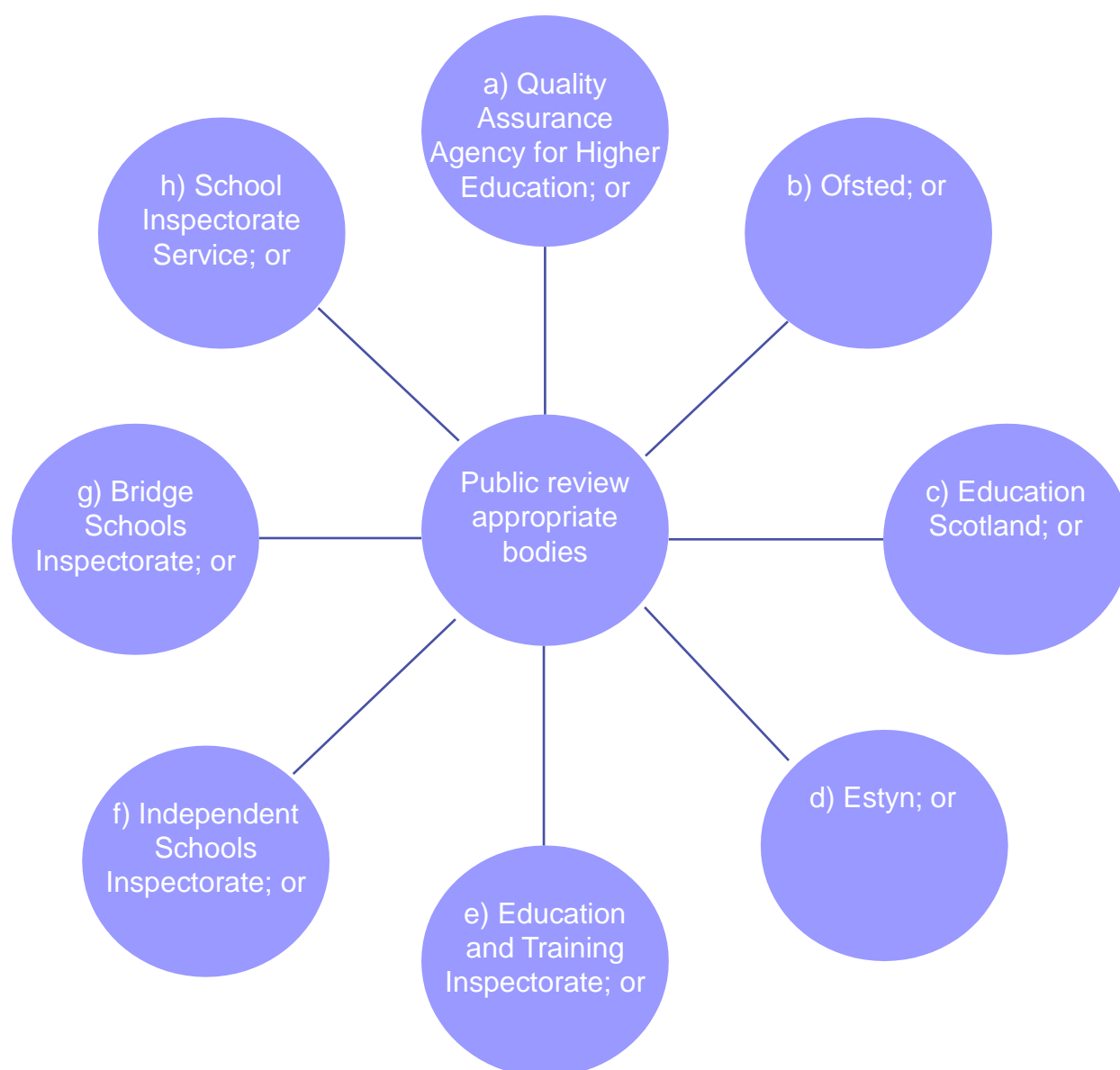
Sponsors subject to the system of public reviews

121. If you are subject to the system of public reviews because:

- a. you are [publicly funded](#); or
- b. you have awarding powers for UK degrees; or
- c. there is a statutory requirement for inspection

122. You must have a current and satisfactory full inspection, review or audit from one of the appropriate bodies listed in the diagram below titled Appropriate public review bodies.

Appropriate public review bodies diagram



123. Publicly funded colleges are those listed by the Association of Colleges on their website on the basis that they are Further Education Colleges, Further Education Corporations (FECs) or Sixth Form College Corporations (SFCs). In:

- a. England, these were those formed under s18 and 19 of the Further and Higher Education Act 1992 and are therefore exempt charities, or they are Special Designated Colleges which are registered charities in their own right. New Colleges may only be formed with the permission of the Secretary of State.
- b. Scotland, these were formed under the Further and Higher Education (Scotland) Act 1992 and are exempt charities and listed in Schedule 2 of that Act (2005).
- c. Wales, these were formed under the Further and Higher Education Act 1992 and are exempt charities.
- d. Northern Ireland, the colleges were incorporated under the Further Education (NI) order 1998 and are exempt charities.

124. Your current and satisfactory inspection, audit or review must cover any privately-funded courses you run that are not subject to statutory inspection, or you will not be considered to have full educational oversight. If your existing inspection, audit or review does not cover your privately-funded courses, you must gain and maintain educational oversight as set out below in the guidance for private providers.

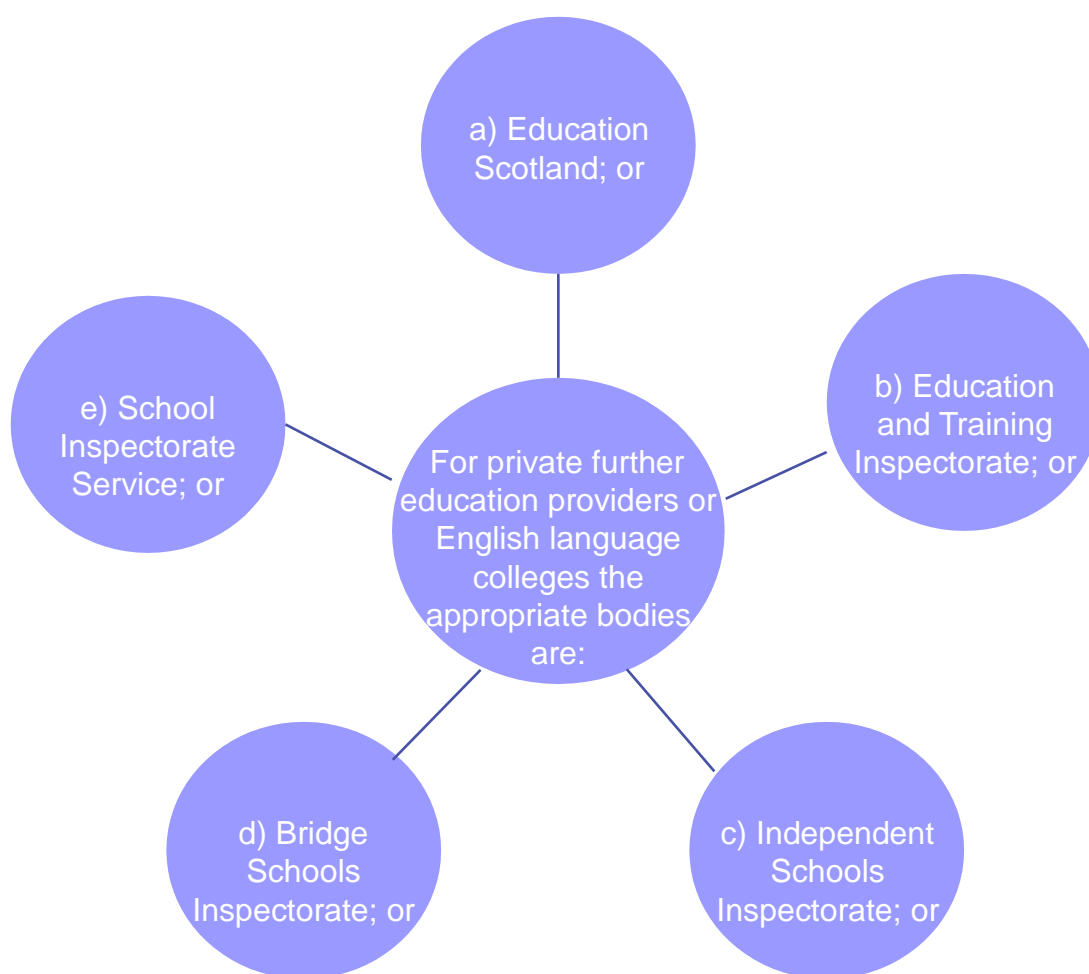
125. With respect to educational oversight of further education and training for those 16 and over in England, Ofsted only inspects education and training provision which is wholly or partly funded by the Skills Funding Agency and/ or the Education Funding Agency. Ofsted inspections do not cover privately funded provision. Privately funded further education and training provision for this age group for Tier 4 students in this age group will need to be covered by one of the bodies listed in diagram below titled Appropriate bodies for private FE providers or English language colleges.

Private providers

126. If you are a private provider in the higher education sector and not subject to the system of public reviews, you must have a current and satisfactory full inspection, audit or review from the Quality Assurance Agency for Higher Education (QAA).

127. If you are a private further education provider or English language college, you must have a current and satisfactory full inspection, audit or review from one of the following appropriate bodies in the diagram.

Appropriate bodies for private further education providers or English language colleges diagram



128. The Independent Schools Inspectorate offers inspections of privately funded further education colleges in England and Wales, Education Scotland offers inspections of privately funded further education colleges in Scotland and the Education and Training Inspectorates offer inspections of privately funded further education colleges in Northern Ireland. In England and Wales Bridge Schools Inspectorate offers inspections of faith based private colleges and the School Inspection Service offers inspections of Steiner and Montessori colleges.

129. Some providers offer a mixture of higher education and further education. Generally, where the character of an institution is predominantly higher education, the QAA will be the appropriate body. Where the balance of provision is predominantly further education, ISI or one of the other bodies responsible for inspecting further education institutions will be the appropriate body. For further information, please contact the relevant body.

130. If you are a private provider and you offer courses that attract public funding, you must still have a current and satisfactory full inspection, audit or review from one of the above bodies that cover the private further education sector. This is because a full inspection may not have been carried out where only part of your business is to deliver publicly funded courses. If you do not have a report to cover your private education courses you will not be deemed to have full educational oversight.

131. If you are a new, private independent school, you will not have a report from one of the inspectorates for independent schools. Instead, you must send evidence that you have been formally registered by the relevant authority:

- a. England – your school number, issued by the Department for Education (DfE).
- b. Scotland – your Scottish Executive Education Department (SEED) code.
- c. Northern Ireland – confirmation of registration letter from the Department of Education Northern Ireland (DENI), School Governance Team.
- d. Wales - confirmation of registration letter from the Welsh Assembly Government (WAG), School Governance Team, which will include your unique school reference number.

132. There is an annual window for applications for educational oversight from the appropriate body. Please contact the relevant body or you can visit their website for details.

133. If you are not appropriately audited or inspected as described in this section and do not have a current and satisfactory full inspection, audit or review from one of the appropriate bodies, we will refuse your application for a sponsor licence.

Higher education institutions that are based overseas

134. If you are an overseas higher education institution, offering short-term study abroad programmes, you are exempt from the educational oversight requirements. Your students must:

- a. enrol in their home country;
- b. study in the UK for no more than 50 per cent of the total length of their course; and
- c. return home to finish their degree course (which must be equivalent to a UK degree).

135. You must provide evidence that you meet the following criteria to demonstrate that you are a genuine institution:

- a. You have overseas accreditation which can be confirmed by UK NARIC as offering degree programmes resulting in qualifications which are equivalent to UK degree-level or above.
- b. You only teach part of your programmes in the UK. For example, your students enrol on full time degree programmes at your overseas university and study only part of their overall degree programme in the UK before returning overseas to finish their studies.
- c. If you run your study abroad programme in your own premises in the UK, you have full legal control of those premises, including holding the appropriate planning permission or local planning authority consent to operate your type or class of business and you own or have a lease agreement for those premises.
- d. If you rent or use classroom space in the UK that is provided by a third party for your study abroad programme it must be within an institution which also has a Tier 4 sponsor licence and you must provide evidence:
 - of the facilities you are renting or using; and
 - that you have full legal control of the premises you use.

e. If the third party's own sponsor licence is revoked you must find classroom space with another Tier 4 sponsor within six months of that licence being revoked.

136. The exemption from our requirements on educational oversight does not apply if your study abroad programme is delivered by a third party, for example a [UK higher education institution](#). Where that is the case, the UK institution must have educational oversight as detailed in this guidance.

137. If you are an overseas institution and you offer full recognised degree programmes to students enrolled in the UK for the full duration of their course, you must have educational oversight from the QAA.

138. Accredited US institutions listed on the US Department of Education website that offer US degree courses are able to apply to the QAA. This also applies to associate members (or third party providers) of the Association of American Study Abroad Programmes UK (AASAP/UK). Overseas providers that offer complete degrees from other countries should contact QAA first. It will take advice on whether the provider is recognised and confirm whether it is able to review their education provision. Where QAA cannot review their education provision, the educational oversight requirement will not be met.

Acceptable inspection outcomes for educational oversight

139. The table on the page below titled Acceptable inspection outcomes for educational oversight sets out the inspection ratings or grades that meet our requirements to have a full satisfactory inspection, audit or review.

Acceptable inspection outcomes for educational oversight table

Name of education oversight body	Inspection /review outcomes for privately funded providers		
	outcomes indicating satisfactory inspection/ review for Tier 4 purposes	Outcomes indicating follow-up inspection/ review is required for Tier 4 purposes	outcomes indicating inspection/review failure for Tier 4 purposes
Quality Assurance Agency (QAA)	<p>Confidence judgements in management of academic standards and the quality of learning opportunities and a conclusion of reliance can be placed on information about learning opportunities; or is commended or meets UK expectations</p> <p>For providers offering foreign programmes of study only: the provider satisfactorily manages its responsibilities for the management of academic standards</p>	<p>Limited confidence judgement in either management of academic standards or the quality of learning opportunities or reliance cannot be placed on information about learning opportunities; or requires improvement to meet UK expectations</p>	<p>No confidence judgement in either the management of academic standards or the quality of learning opportunities; or does not meet UK expectations</p> <p>For providers offering foreign programmes of study only: the panel was not able to conclude that the provider satisfactorily manages its responsibilities for the management of academic standards</p>
Independent Schools Inspectorate	Meets expectations/ exceeds expectations	Needs improvement	Unsatisfactory
Bridge Schools Inspectorate	Fully meets all the BSI standards.	Meets nearly all of the BSI standards, but there are shortfalls in respect of some of the standards that need to be remedied.	Fails to meet enough of the BSI standards.

School Inspection Service	Meets	Almost meets, with partial re-inspection required	Does not meet
Education Scotland	Effective	Partially effective	Not effective
Education and Training Inspectorate	Satisfactory/good	Inadequate	Unsatisfactory

140. If you are an existing sponsor and you receive an outcome indicating that a follow-up inspection, audit or review is required for Tier 4 purposes, then further action will be required from you as specified in the report. You will be required to submit an action plan within 30 days and the follow-up visit will take place within six months following the conclusion of the initial inspection, audit or review. It will be for the educational oversight body to confirm whether you have met the standard within a specified timescale.

141. If you are an existing sponsor who fails the inspection or review for Tier 4 purposes at the initial stage or following further action then you will become a legacy sponsor, and therefore you will be unable to sponsor new international students. Education oversight bodies will not re-inspect a provider that fails a full inspection, audit or review until at least 18 months after the failed inspection.

Please see the section titled Maintaining your educational oversight in the '[Sponsors' Duties and Compliance](#)' guidance.

Suitability for a sponsor licence

142. We will use the suitability requirements to decide whether to:

- a. grant or refuse your application for a Tier 4 sponsor licence;
- b. grant or refuse your application for HTS status; or
- c. revoke your licence (for more information on when we will or may revoke your licence, please see the '[Sponsors' Duties and Compliance](#)' guidance.

143. To decide your suitability we will assess whether you have:

- a. systems that enable you to meet your sponsor duties; and
- b. complied with immigration rules in the past (for example for any migrants you employ now or have employed in the past).

144. We also check whether you have:

- a. an unspent criminal conviction, for a relevant offence. Please see the section titled, When we will refuse your licence, for a list of relevant offences;

- b. received a civil penalty for immigration offences; or
- c. previously come to our notice for potential investigation.

145. We will visit you before making a decision on your application and may also visit you after we grant your licence.

Scoring system

146. We will score you on each area of suitability as follows:

- a. met - meets all of the criteria
- b. not met - does not meet one or more of the criteria.

147. If you are applying for a new sponsor licence we will grant it and give you an A-rating if you meet all of the criteria in all areas and there are no other reasons for us to refuse your application.

148. We will refuse your application if you score 'not met' in any area.

149. If we visit you after you have been granted a licence, we will score you again against the suitability criteria as well as making any other checks we need to carry out. If you score 'not met' on any of the suitability areas we will take action against you.

Supporting evidence - documents

150. When you apply for a Tier 4 sponsor licence you must send us specified documents to show that you are eligible. We list these documents in [Appendix A](#), which is separate to this guidance. We may ask for other documents at any time.

151. When you complete and submit your online application for a sponsor licence, the system takes you to a submission sheet page. You must print this and complete it.

152. Then you must send all of the items listed in table below, together within 5 working days for your application to be valid. If you do not, we will reject your application and refund your fee.

Sponsor checklist for supporting documents

Are you satisfied you can submit:	✓
All pages of the original submission sheet (not certified copies), signed and dated in the designated space by the authorising officer.	
All of the documents listed on the submission sheet as mandatory documents (either originals or certified copies).	

153. If you do not send documents specified in Appendix A (excluding those that are mandatory),, or we need any other documents, we will write to you, either by letter or email (please note that this applies to all references within this guidance where we say that we will write to you), giving you five working days to send us those documents. If we do not receive them within that time we will refuse your application and will not refund your fee.

154. If you want to be licensed under any other tiers and/or categories of the points-based system, you must meet all of the requirements for those tiers and categories and send us the required documents. If you are including any 'branches' or 'partner' institutions in your application for a sponsor licence you must submit all the relevant evidence for each individual branch or partner institution. Examples of which are:

- a. if you are a private college or an educational trust with branches across the UK which you want to include on your licence you must send evidence showing that each branch has undergone a full institutional inspection, or has been audited or reviewed by an approved body - see the section called '[Educational oversight](#)'; or
- b. if you are including 'partner' institutions on your licence, for the purpose of them delivering pre-sessional courses on your behalf, you must provide their name and address; or
- c. if you are including 'partner' institutions on your licence with whom you have a contractual partnership agreement with (see the section called '[Partner institutions](#)') you must provide the original copy, or a certified copy, of the signed agreement.

155. You must send the original documents or certified copies. A certified copy is one that includes a signed statement, either by the issuing authority or by a practising barrister, solicitor or notary. The certifier must confirm that it is an accurate copy of the original document. Each certified document must clearly detail the certifier's name, signature and the organisation they represent. If we cannot check a certifier's details we will reject the document. Sometimes, when a document has more than one page, the certifier does not want to certify every page. We will accept the document if the pages are all attached together (such as stapling) and the top page is certified as described. The certification must also state clearly how many pages have been certified.

156. We know you often receive original documents by email as a PDF attachment. You must have printouts of PDF files certified and the person who certifies the document must have seen the original email containing the PDF file.

157. If you provide documents that are not in English or Welsh you must also send us a certified translation. You must provide the translator's credentials, along with their official confirmation that the translation is accurate.

158. If you provide certified copies of documents and/or certified translations we may ask for the original documents.

159. We will make more checks if we doubt that you can meet the requirements for the category in which you have applied. We may ask for more documents.

160. We will return all your documents by recorded delivery to the address on your application. If you want us to return the documents by special delivery, you must enclose a prepaid special delivery envelope.

How we check your sponsor licence application

This sub section gives information on:

- Checks we make
 - Document checks
 - Compliance checks
- After the checks

161. When we consider your licence application, we ask three main questions:

- a. Are you a genuine organisation operating lawfully in the UK and complying with all appropriate local planning authority regulations? To prove this, you must provide the documents in [Appendix A](#).
- b. Are you dependable and reliable? We look at your history and background, the key personnel you name on the application and any people involved in your day-to-day running. We view any history of dishonest conduct or immigration crime seriously and may refuse your application because of it.
- c. Are you capable of carrying out your duties as a sponsor? We look at your processes and how you monitor student attendance to ensure you will be able to fulfil your sponsor duties. We may do this by visiting you either before your licence is granted, or afterwards. If we have significant doubts after visiting you we may refuse your application. If you are an existing sponsor and doubts arise, we may revoke your licence.

Checks we make

Document checks

162. We will check your documents and other aspects of your application, especially if we have reasonable doubts about them. We may check that documents are correct and genuine by contacting:

- a. other government departments (in the UK and overseas);
- b. banks;
- c. universities; and
- d. professional bodies.

163. We aim to make checks as quickly as possible, but allow up to 15 working days for answers to our enquiries. We use a standard format to record the results of enquiries, to ensure we record feedback consistently.

164. There are three possible outcomes of these checks.

- a. Document confirmed as genuine. We will consider your application as normal.
- b. Document confirmed as false. We will refuse your application, whether or not the document is essential to your application.

- c. Check inconclusive. If we cannot verify that a document is either genuine or false we will not use the document as evidence to support your application. We may instead ask for more supporting documents.

Compliance checks

165. Our compliance officers are trained to refer cases for civil penalties or prosecutions if they find evidence of wrongdoing or criminal activity. If you use deception to obtain a licence you may be committing a criminal offence. The compliance officer will consider information about abuse of the sponsorship arrangements and investigate and, if appropriate, inform the police and/or any relevant authority.

166. We will visit you before we decide your sponsor licence application and we will check your current monitoring arrangements. We will make further checks after we have granted your licence to ensure that your monitoring arrangements are being implemented and closely adhered to. This is to also ensure the information you provided on your application form is accurate and that you are able or continuing to do what is required of a licensed sponsor. We will check that:

- a. the information given about you is accurate and complete;
- b. you are able to offer courses of study which meet the current requirements;
- c. you are genuine and are trading or operating lawfully in the UK;
- d. you have the appropriate planning permission or local planning authority consent to operate your type or class of organisation at your trading address;
- e. there are no reasons to believe that you as a prospective or existing sponsor are a threat to immigration control; and
- f. you will be able to comply or are already complying with your sponsor duties such as monitoring the attendance of your students.

167. You agree to cooperate with these checks when you submit your online sponsor application.

168. Our compliance officers carry out the checks. Our visit may be announced or unannounced. If we make an unannounced visit it does not mean we have any doubts about you.

169. The compliance officer will gather material to support the information you gave on your sponsor application. This is to confirm that the information you gave was full and accurate, and that you are meeting (or will be able to meet) your duties and responsibilities as a licensed sponsor. They may wish to speak to people involved in recruiting or enrolling students and to sponsored students. They will not discuss the outcome of the assessment during the visit.

170. In certain cases we may make follow-up checks either by telephone or by letter. We will ask for evidence to support any information you gave on your application.

171. The compliance officer, or any third party working on our behalf, will have official Home Office identification. If you doubt that an official is genuine, you should telephone us on 0300 123 4699.

After the checks

172. If we have carried out a check before making a decision on your application, we will base our decision on all of the information you gave us and that we gathered during the checks. We will not discuss the outcome of a visit or the result of checks we carry out until we have reached a decision.

173. We will write to you to give you the outcome of the checks. Many checks will reveal no problems.

174. If there are differences between what you told us and what we find during a check and we discover this before we make a decision on your application, we will let you know whether we require more information before we make the decision.

175. If we have already made our decision and then find differences between what you told us on your application and what we find during a check, we will take action against you, we will assess the evidence we have and we will take action against you if we:

- a. find evidence that you or a representative or a person employed by you who appears to act on your behalf have knowingly deceived us; or
- b. cannot verify statements this person has made or documents they gave us

176. Where we find problems that are linked to a specific individual we may prosecute and refuse future applications involving that individual.

How we make a decision on your application

This sub section gives information on:

- When we will consider refusing a sponsor licence application
- When we will refuse a sponsor licence application

When we will consider refusing a sponsor licence application

177. The table below sets out the circumstances in which we will consider refusing your application.

When we will consider refusing your application

a.	You have a previous record of non-compliance or poor compliance with the duties of sponsorship, or with the work permit arrangements.
b.	You have previously been asked to provide evidence to allow us to decide whether an organisation was complying with the sponsorship or work permit arrangements and that information was not provided.
c.	The information available to us suggests that you do not yet have the processes necessary to comply with your duties as a sponsor.
d.	You have previously had a sponsor licence revoked by us. In these cases, you will have to show that you have put right any issues which led to the revocation of that licence, before we will consider granting a new one.
e.	You have been dishonest in any previous dealings with us (or the former Immigration and Nationality Directorate, Border and Immigration Agency or UK Border Agency).
f.	You, or any organisation that you have been involved with in a similar role, have their authorisation removed by the Office of the Immigration Services Commissioner (OISC). (This applies to people or organisations that provide immigration advice or services).

178. The action we take will depend on:

- a. the seriousness of the past conduct (including conduct that led to revocation of a licence, removal from the register of education or training providers, or removal of OISC authorisation);
- b. how long it is since the conduct took place and any mitigating circumstances; and the seriousness of the issues which led us to revoke your previous licence, and what you have done to improve the situation.

When we will refuse a sponsor licence application

179. The table below sets out the circumstances in which we will refuse your application.

When we will refuse your application

a.	You submit any false document with your application. If this happens, and we believe that a criminal offence has been committed, we will refuse your application and refer your case for prosecution.
b.	You do not meet the requirements of Tier 4 or the category under which you are applying. If you meet the requirements for some of the tiers or categories, but not others, we will only licence you for the tiers or categories under which you qualify.
c.	<p>You have, been issued with a civil penalty under Section 15 of the Immigration, Asylum and Nationality Act 2006 or the Accession of Croatia (Immigration and Worker Authorisation) Regulations 2013 for employing illegal workers and you are still liable once your objection and appeal rights have been exhausted, and the fine:</p> <ul style="list-style-type: none">• for at least one of those workers was set at the maximum amount. If the fine was paid within the given time limit, your application will be refused if it is made within six months of the date the fine became payable; or• for at least one of those workers was set at the maximum amount. If the fine was not paid within the given time limit, but was paid at a later date, your application will be refused if it is made within 12 months of the date the fine became payable; or• was for a first offence and was set below the maximum amount. If the fine was not paid within the given time limit, but was paid at a later date, your application will be refused if it is made within six months of the date the fine became payable; or• was for a repeat offence and was set below the maximum amount. If the fine was paid within the given time limit, your application will be refused if it is made within six months of the date the fine became payable; or• was for a repeat offence and was set below the maximum amount. If the fine was not paid within the given time limit but was paid at a later date, your application will be refused if it is made within 12 months of the date the fine became payable. (The date a fine becomes payable is the date on which all of your objection and appeal rights have been exhausted).
d.	If you have been issued with a civil penalty in the five year period immediately prior to your application for one of the “offences” in Appendix C (apart from for employing an illegal migrant worker).

e.	<p>If you have an unspent criminal conviction for a relevant offence</p> <p>Relevant offences are:</p> <p>any offence under</p> <ul style="list-style-type: none"> ▪ the Immigration Act 1971 ▪ the Immigration Act 1988 ▪ the Asylum and Immigration Appeals Act 1993 ▪ the Immigration and Asylum Act 1999 ▪ the Nationality, Immigration and Asylum Act 2002 ▪ the Immigration, Asylum and Nationality Act 2006 ▪ The UK Borders Act 2007 ▪ trafficking for exploitation ▪ any offence listed in Appendix B. <p>and any offences of:</p> <ul style="list-style-type: none"> ▪ espionage/terrorism ▪ dishonesty (theft, corruption, deception and fraud) ▪ bribery ▪ proceeds of crime ▪ money laundering ▪ abuse and neglect of children
f.	You are legally prohibited from becoming a company director (unless this is due to being an un-discharged bankrupt). Please note that the authorising officer must not be an un-discharged bankrupt.
g.	If you have previously held a sponsor licence under any Tier and that licence was revoked by us in the six month period prior to the date of your application.
h.	If your application is submitted by a representative.
i.	If we have asked you to send us any documents or information to validate or support your application and you do not send the documents or information within the given time limit.
j.	If you have no operating or trading presence in the UK.

180. When referring to a civil penalty and a fine being paid 'within the given time limit' we mean that you have either paid the fine in full within that time limit, or you have entered into a repayment plan which is still in force and all of your payments are up-to-date. If you have defaulted on a repayment plan, we will not accept this as payments having been made within the given time limit.

What happens after we make a decision on your sponsor licence application?

This sub section gives information on:

- If we refuse your sponsor licence application
- If we approve your sponsor licence application
 - Sponsor rating and applying for Highly Trusted Sponsor Status (HTS)
 - How many confirmations of acceptance for studies (CAS) will I be allowed to assign?
 - CAS allocations for a pending HTS application
 - Access to the sponsorship management system (SMS)
- Premium Customer Service
- Adding more Tiers and/or Categories to your sponsor licence

If we refuse your sponsor licence application

181. We will write to you giving you the reason(s) for the decision.

182. You have no right of appeal if we refuse your application. You may reapply at any time but you must ensure that the reasons we refused you no longer apply. If you cannot do this, we are likely to refuse your application again. We may visit you if you have previously been refused a licence to ensure that you can meet your duties as a sponsor.

183. If we refused your application because you have previously been issued with a civil penalty, you should only reapply either six or 12 months after the date the fine became payable, depending on the circumstances. Please see the section titled '[When we will refuse a sponsor licence application](#)'.

184. If we refused your application because you previously held a sponsor licence and we revoked it less than six months ago, you should not reapply until six months have passed.

185. If you reapply you must pay the appropriate fee and produce all of the required documents. However, if we refused your application by mistake, you must still complete a new application but you will not have to send any supporting documents or pay a fee.

If we approve your sponsor licence application

186. We will write to you to tell you:

- a. we have granted you a sponsor licence and what rating we have awarded. We will send you a sponsor licence number which you must quote it in all communications with us;
- b. the maximum number of CAS you will be allowed to assign; and
- c. the user name for your Level 1 user to access the SMS

Sponsor rating and applying for Highly Trusted Sponsor Status

187. Your Tier 4 licence can have two possible ratings: A-rating, and HTS status.

188. We will award you an A-rating when we first grant your licence. This is a transitional rating that will last for 12 months from the date we grant your licence.

189. Your rating will appear on the published register of licensed sponsors.

190. Once you have an A-rated sponsor licence, you must apply for HTS status no later than 12 months from the date that you became A-rated. To meet the criteria for HTS status, you must first establish a good record of performance with us and that is why you will be A-rated for 12 months. The period that you are A-rated will give you the chance to establish yourself as a Tier 4 sponsor and prove that you can meet all of your sponsor duties. You must meet all of the criteria we have set out for highly trusted sponsors in this guidance. You can apply up to one month in advance.

191. As an A-rated sponsor you are not allowed to do certain things that highly trusted sponsors can do. This is because it is a transitional rating for new sponsors who have not had enough time to build up an established record of compliance with their sponsor duties.

a. You cannot offer:

- courses at Qualifications and Credit Framework (QCF) or National Qualifications Framework (NQF) level 3 (and equivalent) if you are a Tier 4 (General) sponsor (if you are an A-rated Tier 4 (Child) sponsor you can offer courses to Tier 4 (Child) students at this level); and
- courses below degree level that include work placements.

b. you cannot allow a student to re-sit an examination more than twice.

c. a student cannot start studying with you if you have assigned a CAS but we have not yet decided their application to stay in the UK.

How many certificates of acceptance for studies (CAS) will I be allowed to assign?

192. If we approve your application for a sponsor licence, we will decide how many CAS to allocate you.

In your first year as a sponsor you may request a CAS allocation of up to 50 per cent of your total student body. To calculate your student body we will use information from our compliance officers after they have visited your premises and from your latest educational oversight inspection report.

We will then decide whether the number of CAS you have requested is reasonable, taking into account the type and size of your organisation. Factors we consider include but are not limited to:

- Your justification for the number of CAS requested.
- The number, type and level of courses provided by your organisation.
- The student-teacher ratio in classes for the courses you provide.
- The number of students currently studying at your organisation.
- The number of academic (teaching) staff your organisation employs.
- The total student capacity of your premises and any capacity restriction written in to your D1 planning permission.

- The length of time that you have been operating.
- Your previous record in dealing with us.
- Your educational oversight report.

If necessary, we will ask you for further information to justify the number of CAS requested and a compliance officer may visit you before we decide your allocation.

While we are deciding your CAS request, on an exceptional basis, we may issue you a provisional CAS allocation while we make our final decision. This will be deducted from your final CAS allocation once that is decided by us.

193. If we grant fewer CAS than you requested this may be because:

- you are a start-up organisation; or
- you have a history of non-compliance; or
- you cannot justify the number you asked for; or
- we do not consider your request to be credible based on your current circumstances; or
- you asked for a number of CAS which exceeded 50 percent of your total student body.

194. Your allocation of CAS will be added to your SMS account. You will have 12 months from the date your licence starts to assign them. We call this your CAS year. After that time, any unassigned CAS will expire and will be removed from the SMS. You cannot carry over any unassigned CAS to the next year. You can apply to renew your annual allocation using your SMS account.

195. If you use all of the CAS allocated to you at any point within 12 months of being awarded your sponsor licence, you can apply for more using your SMS account unless you have already been allocated CAS equal to 50 per cent of your total student body. After 12 months you can apply for a CAS allocation of more than 50 per cent.

196. We will use the principles outlined in the paragraphs above to decide your new CAS allocation, whether you are applying to increase your allocation within the 12 month period or applying for a new annual allocation.

197. We may reduce your CAS allocation, including setting it to zero, if your circumstances change. For example, if:

- you downsize; or
- you do not comply with your sponsor duties; or
- we believe you or your students are a threat to immigration control.

198. We reserve the right to monitor your performance and check that you assign CAS as laid out in the [‘Assigning CAS and sponsoring students’ guidance](#).

CAS Allocations for a pending Highly Trusted Sponsor application

199. You must apply for HTS status no later than 12 months from the date your licence started. You can apply up to one month in advance of this date.

200. If the 12 month period ends and you have applied for, but not yet received, a decision on your HTS application then we will grant you an allocation equal to any CAS that you have not used during this 12 month period. You must ensure that you apply to renew your CAS allocation if you want to be able to assign these unused CAS while your HTS application is being considered.

201. If you do not have any CAS remaining, or you assign all of your remaining CAS while your HTS application is being considered, then you can apply to us for a CAS to be able to extend the leave of an existing student who needs to complete their course with you. Even if you have assigned all your existing CAS during the 12 month period you must ensure that you apply to renew your CAS allocation when requested or you will not be able to request CAS to extend the stay of existing students.

202. Once we have made a decision on your HTS application, any unassigned CAS from your current allocation will no longer be valid. The outcome of your HTS application will determine your licence status and CAS allocation from this time onwards. Please see section titled '[Applying for HTS status](#)'.

Access to the sponsorship management system (SMS)

203. Once you have a sponsor licence, you will have access to the online SMS. We will:

- a. send the user name for the level 1 user you nominated to the authorising officer by email unless, the level 1 user is also the authorising officer and in which case we will send it by post; and
- b. send the password directly to the level 1 user by email.

For more information about the SMS and who can use it, please see the section titled 'What is the SMS?' in the ['Assigning CAS and Sponsoring Students'](#) guidance.

Premium Customer Service

204. All sponsors licensed under Tier 4 who have successfully applied for Highly Trusted Sponsor status and meet the relevant criteria can apply to us for Premium Customer Service. These are packages of benefits available to sponsors which offer enhanced customer service from us. More information on Premium Customer Service and SME+ is available on our pages on the Gov.uk website using the following link: www.gov.uk/employer-sponsorship-join-the-premium-customer-service-scheme

205. If you successfully apply for Premium Customer Service we will rate you as HTS (Premium). Premium customer service is an enhanced customer service and is not a reflection of your level of compliance. Sponsors who do not opt to apply for premium customer service will not be deemed as 'lesser rated'.

206. The level 1 user can apply for Premium Customer Service and track the progress of your application through SMS.

207. Please note, if you are rated HTS (Premium) and you lose your HTS status your licence will be suspended and subsequently revoked.

208. Please ask us if you have any queries about the application process or your duties as a licensed sponsor. You can speak to us on 0300 123 4699 or by email at EducatorsHelpdesk@homeoffice.gsi.gov.uk. If your application for the Premium Customer Service is approved, you can raise any queries you have with your licence manager.

Adding more tiers and categories to your sponsor licence

209. Once we have granted your sponsor licence, you can add more tiers, categories and sub-categories to it. For example, if you have registered for Tier 4 (General), but then you want to bring employees to the UK to work under Tier 2 (General), you can apply to extend your licence.

210. To do this, you must go through the application process again, quoting your sponsor licence number where asked, and select the tiers, categories and sub-categories you wish to add. You must send in any extra mandatory documents we require along with any extra fee.

211. If you apply to add an extra tier to your existing licence, all the details you give on your further application must be the same as those we already have for you, particularly for your authorising officer and key contact. A sponsor licence can only have one authorising officer and one key contact. If you want different people to be the authorising officer and key contact for the tier you want to add, you cannot amend your existing licence. You must apply for another separate licence and pay the appropriate fee.

212. If the level 1 user you name on the application is different to the ones on your existing licence you must say on the application whether you intend to replace an existing level 1 user or add a new one. If you do not give this information, we will contact you to ask. If you do not reply within five working days we will reject your application.

Section 3 - Renewing your sponsor licence

This section gives information on:

- Key information
- How to renew your sponsor licence
- How the application process works
- Timing your licence sponsor licence renewal application
- Declining to renew your sponsor licence

Key information

213. A sponsor licence lasts for four years, after which it will expire. The only exception to this is if we revoke it or you surrender it before it expires.

214. If you have been granted a licence and subsequently applied for an additional tier, category or sub-category, the expiry date of the original licence will apply to all additional tiers, categories or sub-categories which you have added.

215. If you do not apply to renew your licence and it expires at the end of the four year period, you will no longer be a licensed sponsor from the date that it expired. This means that:

- a. you will no longer be able to access your SMS account; and
- b. you cannot assign any more CAS; and
- c. we will reduce the leave of any students you are currently sponsoring to 60 days, during which time they are allowed to find a new sponsor. If they do not make a further application before their leave expires they must leave the UK or face enforced removal; and
- d. your details will be removed from the online public register of licensed sponsors.

216. If you have any sponsored students studying with you, you must apply to renew your licence before it expires if you want them to be able to continue studying with you, even if you do not plan to sponsor any new students in the future.

217. If you are a legacy sponsor, you are not eligible to renew your Tier 4 sponsor licence. You should not apply to renew your licence but if you do, we will reject your application and refund the fee. Any existing students that you have previously been allowed to continue to sponsor as a legacy sponsor, can no longer study with you from the date your licence expires. Their leave will be curtailed to 60 days if they have more than 60 days permission to stay remaining.

How to renew your sponsor licence

218. You must apply to renew your licence using your SMS account. The SMS will only allow you to make a renewal application from three months before the expiry date of your licence. Your licence start and end date, and the date that you can make your application to renew your licence, can be viewed using the 'Licence summary' function in SMS. Your licence end date is the last day

that you will be able to make a renewal application before your licence expires. If we grant your application to renew your licence, your licence end date and future renewal date will be updated.

219. We will write to you 120 days in advance of the expiry date of your licence to confirm your licence expiry date and tell you that you will soon need to apply to renew it.

220. We will write to you again 90 days before the expiry date of your licence to remind you and to let you know that you can now make an application using your SMS account.

221. We will write again to remind you that your licence is due for renewal:

- a. 60 days before it is due to expire; and
- b. 30 days before it is due to expire; and a final reminder will be sent
- c. 14 days before it is due to expire.

222. There is a fee for renewing your licence. The fee will be the same as it would be if you were applying for a new licence now. Details of all our fees are available on our pages on the Gov.uk website using the following link: www.gov.uk/government/publications/uk-visas-and-immigration-fees. This website explains that there are different fees for small and large companies. Understanding this distinction is important because if you pay less than the required fee for the size and structure of your organisation, your application to renew your licence will be rejected and the payment will be refunded. If you pay more than the required fee, we will accept your application and we will refund the difference between the amount you have paid and the amount you should have paid.

How the application process works

223. The licence renewal function in your SMS account can only be accessed by a level 1 user. The authorising officer and the level 1 user should discuss your licence renewal before a level 1 user submits it. When the level 1 user submits the application, they will be confirming that they are doing so with the consent of the authorising officer.

224. The application is simple and will only take around five minutes to complete. At the end of the process the level 1 user will be prompted to make an online payment to cover the licence renewal fee and to print off a summary sheet to keep for your own information. You do not need to send us any documents at this stage.

225. If you pay less than the required amount or you fail to send any documents that we have requested at this stage, your application will be rejected and the payment refunded to you. If your application is rejected you can reapply again at any time before your licence expires.

226. If your application is accepted, we will temporarily extend the expiry date of your licence to allow us time to conduct any checks that we decide are necessary before granting your application.

227. The checks we make once we have temporarily extended your licence could include asking you to send us some documents. For example we may want to see again, any documents listed in [Appendix A](#) for anyone applying for to renew their sponsor licence. We may also ask for other

documents that are not listed in [Appendix A](#). If we write to you to ask for any documents, you must send them to us within five working days.

228. If you do not send the documents within this time, we will take action against you. We may:

- a. reduce your CAS allocation; or
- b. suspend your sponsor licence pending further investigation; and/or
- c. revoke your licence. (Please see the section titled 'Revocation' in the '[Sponsors' Duties and Compliance](#)' guidance for more information on when we will, or may, revoke your licence).

229. We may want to visit you in connection with your application to renew your licence. If we do, and as a result we find that we have concerns about you as a licensed sponsor, for example if you have failed to meet any or all of your sponsor duties, we will either:

- a. reduce your CAS allocation; or
- b. suspend your sponsor licence pending further investigation; and/or
- c. revoke your licence. (Please see the section called 'Revocation' in the '[Sponsors' Duties and Compliance](#)' guidance for more information on when we will, or may revoke your licence).

230. If your licence is suspended but is due to expire, you must still apply to renew it. If you do not apply to renew it and the result of the suspension does not lead to your licence being revoked, we will not be able to reinstate your licence if it has expired.

231. If we have granted you access to a dormant sponsor licence because you have been involved in a merger, takeover or other restructuring exercise, you do not need to do anything in respect of that dormant licence expiring. You can continue to access it until your last sponsored student's leave under that licence has expired.

Timing your sponsor licence renewal application

232. You must apply to renew your licence before the date your licence expires. We strongly recommend that you make your application to renew your licence at the earliest opportunity, and in any event, at least one month before the expiry date. If you apply in good time, it is likely that you will have the chance to apply again if your application is rejected or refused. If your licence has expired by the time we make a decision to reject or refuse your application, you will not be able to make another application to renew your licence.

233. If you delay making your renewal application and it is then rejected, you will be risking the possibility that your licence expiry date will have already passed and you will be unable to make another application.

Declining to renew your sponsor licence

234. You may choose to decline to renew your licence because you no longer sponsor any students and you do not intend to sponsor any in the future.

235. The renewal function in your SMS account includes an option to 'decline' to renew your licence. If you choose to decline and work through this process to its completion, you will not be able to change your mind afterwards and your licence will simply expire on its due date. Nothing can be done to change or reverse that situation.

236. We strongly advise that you think carefully about whether you want to decline to renew your licence and that this is discussed between the Authorising Officer and the Level 1 user who will complete this process using your SMS account. (When the Level 1 user declines to renew, they will be confirming that they are doing so with the consent of the Authorising Officer).

237. If you do decline to renew your licence, either deliberately or in error, your licence will expire. Please see the section titled '[Key Information](#)' for what this means for you.

Section 4 - Applying for Highly Trusted Sponsor (HTS) status

This section gives information on:

- How to apply
- How we consider an HTS application
 - Core requirements for HTS
 - How we calculate refusal, enrolment and course completion rates
 - Discretionary assessment
- When we will refuse an HTS application
- If we refuse your HTS application
- If we approve your HTS application

238. You must apply for HTS status if:

- You have had your Tier 4 A rated licence for 12 months. (You must apply no later than 12 months from the date that you were granted your licence. You can apply up to one month in advance but we will not decide your application until you have had your licence for 12 months); or
- You already have HTS status but it is about to expire. (You can apply up to one month in advance of the expiry date).

239. If you do not apply for HTS status within the timescales outlined above, we will suspend your licence with a view to revoking it.

How to apply

240. You must first ensure you meet the requirements. See the section below titled: 'How we consider an HTS application'.

241. You must apply and pay the fee for HTS using your SMS account, unless you are a premium sponsor. SMS will only allow you to make an application when you have been licensed for 11 months. You must make your application before you have been licensed in Tier 4 for 12 months.

242. The date from which you can make your application for HTS is displayed in the licence details section on SMS. It is your responsibility to monitor this date and apply in time; we will not remind you when your application can be made.

243. Only a level 1 user on your licence can make the application. Once they have applied, you can track the progress of your application, including the current status and outcomes using the 'Applications and Renewals' tracking function in SMS.

How we consider an HTS application

244. From 1 November 2014, we are making substantial changes to the HTS core requirements. We have:

- lowered the refusal rate from less than 20% to less than 10%;
- removed the scoring aspect of the consideration; and
- removed the 'near miss' outcome and associated processes.

[Transitional arrangements](#) will apply between 1 November 2014 and 31 July 2015.

The following sections set out how we will consider your application:

- How we consider an HTS application made before 1 November 2014
- How we consider an HTS application made on or after 1 November 2014.

You must meet all of the relevant requirements on the date that you apply. If you do not meet these requirements we will refuse your application and revoke your licence.

How we consider an HTS application made before 1 November 2014

245. There are two stages in considering your application.

- a. Stage One: Mandatory Requirements
- b. Stage Two: Core Measurable Requirements

246. At stage one, we assess you against the mandatory requirements in the table below titled 'Stage One Mandatory Requirements'. We base our assessment only on students sponsored under Tier 4 and whose application to come to, or stay in the UK was supported by a CAS assigned by you. This includes any CAS you have assigned on behalf of a branch or partner institution named on your licence.

Stage One: Mandatory Requirements table

Minimum qualifying period	You must have held a Tier 4 sponsor licence for 12 consecutive months.
No civil penalties	During the three-year period immediately before you apply, you must not have become liable to pay a civil penalty which still stood once your objection and appeal rights were exhausted.
Refusal rate	<p>Your refusal rate must be less than 20 per cent.</p> <p>This means that of all the CAS you have assigned which students have used to support an application for a visa or permission to stay, the total number of applications we refused must be less than 20 per cent. We will assess this using CAS data from the SMS for the 12 month period immediately before you apply.</p> <p>We will take into account all CAS that students have used and applications we refused during this 12 month period.</p> <p>An applicant may be asked to undertake an interview. If we are not satisfied that the applicant is a genuine student, under paragraph 245 ZV(k) and 245 ZX (o) of the Immigration Rules, we will refuse their application.</p> <p>When calculating your HTS refusal rate, we will include students who have been refused from 1 November 2013 onwards on the basis that we could not be satisfied that they are a genuine student. We will continue to include all other refusals.</p> <p>When assessing your refusal rate, we will not include any students with live appeals against a decision to refuse their Tier 4 application.</p>
Enrolment rate	<p>Your enrolment rate must be at least 90 per cent.</p> <p>This means that of all the CAS you have assigned to students who have been granted a visa or permission to stay, at least 90 per cent must have enrolled on their course within the enrolment period.</p> <p>We will assess this using CAS data from the SMS for the 12 month period immediately before you apply. We will take into account all the CAS students have used in a successful application where the student has enrolled on their course within the past 12 months.</p>
Course completion rate	<p>Your course completion rate must be at least 85%.</p> <p>This means that at least 85 per cent of students sponsored under Tier 4 who enrol with you, must complete their course.</p> <p>We will assess this using all CAS data available from the SMS. To determine your course completion rate we will calculate the number of students whose course was due to end in the past 12 months and who dropped out of their course before the end date. It does not matter when they started their course. We will then calculate the percentage of drop-outs compared with all students who were due to</p>

	<p>complete their course and subtract this from 100 per cent.</p> <p>When calculating your course completion rate we will not include students who:</p> <ul style="list-style-type: none"> • Switched institution; or • Switched to another immigration category; or • Left the course and left the UK.
--	--

247. We will refuse your HTS application and we will suspend your licence if you do not meet one or more of these requirements. This is because you will have failed to meet the minimum standards for sponsors who have been licensed for 12 months or longer. You will then have 20 working days from the date stated on your written notification to submit further representations. If, following the consideration of any representations received in this period, you still fail to meet the criteria to be awarded HTS, we will revoke your licence. Information must be submitted using the SMS promptly so your application can be assessed accurately. Compliance action may be taken if sponsors are considered to be withholding information to avoid a negative decision on the application. Please see section titled 'Revocation' in the ['Sponsors' Duties and Compliance'](#) guidance.

248. If you do meet all of the mandatory requirements we will look more closely at your refusal rate, enrolment rate and course completion rate. We call these the stage two: core measurable requirements. We will score how you measure up to these requirements and your final score determines the outcome of your application. You will start with a score of 100 and we will deduct points as shown in the table below titled 'Stage Two: Core Measureable Requirements'.

249. If you are an independent school, we will only assess you against these core measurable requirements if we think it is necessary.

250. **Stage Two: Core Measurable Requirements table**

Refusal rate percentage	Less than 5 per cent	0 points deducted
	5.0 – 9.99 per cent	5 points deducted
	10 – 14.99 per cent	10 points deducted
	15 – 19.99 per cent	20 points deducted
Enrolment rate percentage	More than 98 per cent	0 points deducted
	96 – 98 per cent	5 points deducted
	93 – 95.99 per cent	10 points deducted
	90 – 92.99 per cent	15 points deducted
Course completion rate percentage	More than 98 per cent	0 points deducted
	95 – 98 per cent	5 points deducted
	90 – 94.99 per cent	10 points deducted
	85 – 89.99 per cent	15 points deducted

251. We will grant your application if you score 70 points or more.

252. If you score less than 70 points we call this a ‘near miss’. See the section titled [‘If your HTS application scores a near miss’](#) for more information on near misses.

253. If you have not issued any CAS within the last 12 months, you will still be required to submit an HTS application within the normal timescales. Although you will be unable to meet the enrolment rate and refusal rate criteria, providing you meet the remaining mandatory criteria, you will retain your current status.

254. If you are A-rated but you have not issued any CAS in 12 months and we are unable to assess you against the HTS criteria, you will not be able to achieve HTS status. We will reject your application and refund your fee. You will, however, remain on the register as A-rated and retain your unused CAS which you can use in the following 12 months. This will also ensure that your existing students are protected and can continue with their studies. You must continue to apply for HTS on an annual basis.

255. If you are HTS rated but you have not issued any CAS in 12 months, you will still need to submit a HTS renewal application. Providing you have met the other core measurable criteria your status will be renewed.

When we will refuse an HTS application made before 1 November 2014

256. We will refuse your application for HTS status in any of the circumstances below:

- a. You do not meet one or more of the mandatory requirements.
- b. You do not send us the evidence we request within the given time limit and/or send incomplete information.
- c. We revoke your Tier 4 licence for other reasons before we have been able to decide your application.

257. We will also refuse your HTS application for any of the reasons set out in the section titled '[When we will refuse a sponsor licence application](#)'.

If we refuse your HTS application

258. If we refuse your application for HTS status we will suspend your licence. This is because you will have failed to meet the minimum standards we have set out for sponsors who have held their licence for 12 months or more. You will then have 20 working days from the date stated on your written notification to submit further representations. If, following the consideration of any representations received in this period, you still fail to meet the criteria to be awarded HTS, we will revoke your licence.

259. You have no right of appeal if we refuse your HTS application.

If your HTS application scores a near miss

260. If your application for HTS status scores less than 70 points, we call this a 'near miss'. If you score a near miss, we will allow you to stay on the sponsor register as an A-rated sponsor.

261. If your application is a 'near miss' we will write to tell you:

- a. that you have scored a near miss (including how many points you scored); and
- b. how many CAS you can assign; and
- c. when you need to reapply for HTS (which will be six months from the date that you scored a 'near miss'); and
- d. where appropriate, update your details on the [Tier 4 register of sponsors](#) to show your A-rating.

262. When you apply again after previously scoring a near miss, you must reapply and pay the fee for HTS using your SMS account. The date on which you can reapply for HTS is displayed in the Licence summary section on SMS. It is your responsibility to monitor this date and if you do not apply in time we will suspend your licence; we will not remind you when your application can be made. Only your level 1 user can make the application. Once the application has been made, you can track the progress of your application, including the current status and outcomes using the 'Applications and renewals tracking' function in SMS. If you do score 70 points or more you will be awarded HTS status. If your application is refused, we will revoke your licence. If your application scores a second near miss, you will become a legacy sponsor. The section titled 'Legacy sponsors' in the ['Sponsors' Duties and Compliance'](#) guidance gives more detail on what this means.

263. You will also have the option in SMS to decline to apply for, renew and, where you have scored a near miss, reapply for HTS. If you select this option, you do so on the basis that you no longer need your licence and wish to surrender it. Please see the section titled 'Surrendering your licence' in the ['Sponsors' Duties and Compliance'](#) guidance for further details on what action to take to surrender a licence.

If we approve your HTS application made before 1 November 2014

264. We will:

- a. write to tell you that we have approved you as a highly trusted sponsor; and
- b. update your details on the Tier 4 register of sponsors to show your HTS status.

How we consider an HTS application made on or after 1 November 2014

265. We will consider your application for HTS against the following core requirements:

- a. You must not have become liable to pay a civil penalty during the three-year period immediately before you apply, which still stood once your objection and appeal rights were exhausted.
- b. You must have:
 - a refusal rate of less than 10 per cent; and
 - an enrolment rate of at least 90 per cent; and
 - a course completion rate of at least 85 per cent.

How we calculate refusal, enrolment and course completion rates

Refusal rates

266. Your refusal rate must be less than 10 per cent. This means that of all the CAS you have assigned that students have used to support an application for leave to enter or remain, the total number of applications we refused must be less than 10 per cent.

267. We will include applications which were refused from 1 November 2013 onwards on the basis that we could not be satisfied that they are a genuine student.

268. When assessing your refusal rate, we will not include any students with live appeals against a decision to refuse their Tier 4 application.

269. If you apply on or after 1 November 2014 we will measure your refusal rate using CAS used data from 1 August 2014 onwards. We will discount any refusals before this date. If your refusal rate is below 10 per cent based on this data, and all other criteria are met, we will grant your application for a further 12 months. **This is a transitional arrangement in place up to 31 July 2015.** When you have completed this 12 months, you will revert to the annual cycle of CAS data assessment for all measurable criteria.

270. If your application date falls after 31 July 2015 we will assess your refusal rate using CAS data from the SMS for the 12 month period immediately before you apply. We will take into account all CAS that students have used and applications we refused during this 12 month period.

Enrolment rates

271. Your enrolment rate must be at least 90 per cent. This means that of all the CAS you have assigned to students who have been granted leave to enter or remain, at least 90 per cent must have enrolled on their course within the enrolment period.

272. We will assess your enrolment rate using CAS data from the SMS for the 12 month period immediately before you apply. We will take into account all the CAS students have used in a successful application, where the student has enrolled on their course within the last 12 months.

Course completion rates

273. Your course completion rate must be at least 85%. This means that at least 85 per cent of students sponsored under Tier 4 who enrol with you, must complete their course.

274. We will assess your course completion rate using all CAS data available from the SMS. To determine your course completion rate we will calculate the number of students whose course was due to end in the past 12 months and who dropped out of their course before the end date. It does not matter when they started their course. We will then calculate the percentage of drop-outs compared with all students who were due to complete their course.

275. When calculating your course completion rate we will not include students who:

- have deferred their studies and have temporarily left the UK; or
- switched institution; or
- switched to another immigration category; or
- left the course and left the UK.

276. If none of your students were due to complete their course in the past 12 months then we will not assess you against this requirement. If you meet the other requirements we will award you HTS status for 12 months.

277. If you have used the SMS to report that a student has left their course with you and that student has not been granted leave to switch into another immigration category, granted leave to switch institution or left the UK, we will still count them when assessing your course completion rate.

Discretionary assessment

278. If you have not assigned any CAS which have been used for leave in the 12 month period prior to you applying for HTS, we cannot assess you against the refusal, enrolment and course completion rate requirements and will apply a discretionary assessment to your HTS application.

279. If you have fewer than 50 CAS for assessment in the 12 month period prior to you applying for HTS status and we cannot assess you against the refusal, enrolment and course completion rate requirements, we may assess your application on a discretionary basis.

280. Discretionary assessments will be conducted on a case by case basis, taking into account your individual circumstances. The factors we will consider may include but are not limited to:

- Why were the visa applications refused?
- Why did the students not enrol/complete their course?
- Are you complying with your general sponsor duties?
- Are you still suitable and eligible to hold a sponsor licence?
- What is your previous history with us?
- Do you pose any threat to immigration control?

When we will refuse an HTS application made on or after 1 November 2014

281. We will refuse your application for HTS status if:

- a. You have assigned 50 or more CAS and you do not meet one or more of the core requirements (unless there is no data to assess you against any of the requirements); or
- b. We are not satisfied that you should be awarded HTS status using a discretionary assessment; or
- c. You do not send us any evidence we request within the given time limit and/or send incomplete information.

282. We will also refuse your HTS application for any of the reasons set out in the section titled '[When we will refuse a sponsor licence application](#)'.

283. We will reject your HTS application if we have revoked your Tier 4 licence before we have been able to decide your application.

If we refuse your HTS application made on or after 1 November 2014

284. If we refuse your application for HTS status we will write to you to tell you why and we will suspend your licence. This is because you will have failed to meet the minimum standards to continue to hold a Tier 4 sponsor licence. You will then have 20 working days from the date stated on your written notification to submit further representations. If, following the consideration of any representations received in this period, you still fail to meet the criteria to be awarded HTS, we will revoke your licence.

285. You have no right of appeal if we refuse your HTS application.

If we approve your HTS application made on or after 1 November 2014

286. We will:

- a. Write to tell you that we have approved you as a highly trusted sponsor; and
- b. Update your details on the Tier 4 register of sponsors to show your HTS status.

Section 5: Renewing Highly Trusted Sponsor status

This section gives information on:

- Applying to renew your HTS status
- How we will consider an HTS renewal application

Applying to renew your HTS status

287. HTS status is valid for 12 months from the date from which it is awarded. You must renew it every year using your SMS account and, unless you are a Premium Sponsor, pay the appropriate fee. You must make your application to renew it before it expires. Your HTS start date, end date and the date that you can make your application to renew your status can be viewed using the 'Licence summary' function in SMS. Your HTS end date is the last day that you will be able to renew your HTS status before it expires. It is your responsibility to monitor these dates and renew your status; we will not remind you when your status is due to expire. You can apply up to one month in advance and we will consider your renewal against the full requirements that apply at that time. Only your level 1 user can make the application. Once they have submitted the application, you can track its progress, including the current status and outcomes using the 'View' function in SMS.

288. If your HTS status expires and you do not apply to renew it in time we may suspend your licence with a view to revoking it.

How we will consider an HTS renewal application

289. We will consider your HTS renewal application as set out in the section titled '[How we consider an HTS application](#)' which may include a discretionary assessment.

290. If we approve your HTS renewal application and learn that you have delayed reporting information using the SMS which would have changed our decision, we may take action against you. Please see section titled 'Revocation' in the '[Sponsor Duties and Compliance](#)' guidance.

291. If your HTS renewal application is refused please refer to the section titled 'If we refuse your HTS application'.

Annex 1: Information on our interim limit

1. In April 2011 we introduced an interim limit on the number of CAS certain sponsors could assign. We continued this limit from 6 April 2012 to 31 December 2012; we call this the former interim limit.
2. From 1 January 2013 we will extend the interim limit for those who are still subject to the former interim limit on 31 December 2012 and have applied for but not yet achieved both educational oversight and HTS status. We call this the new interim limit.
3. If you lose your HTS status or educational oversight after 1 January 2013, please see sections called '[If we refuse your application for HTS status](#)' and 'Legacy sponsors' in the '[Sponsors' Duties and Compliance](#)' guidance. If you score a near miss or fail a health check, please see sections called '[If your HTS application scores a near miss](#)' and 'Maintaining educational oversight' in the '[Sponsors' Duties and Compliance](#)' guidance.
4. There is no overall limit on the number of CAS that sponsors can assign under the interim limit.
5. The following sponsors are all exempt from the interim limit:
 - a. any sponsor who is highly trusted and has a full institutional inspection, review or audit by one of the currently accepted bodies listed under 'Educational oversight';
 - b. the Foundation Programme Office;
 - c. the Yorkshire and Humber Strategic Health Authority and the South London Local Education and Training Board (also known as South London Health Education England);
 - d. any sponsor who applied for their sponsor licence on or after 21 April 2011 and had educational oversight from one of the currently accepted bodies and has yet to receive a first decision on its application for HTS status; and
 - e. any sponsor who is an overseas higher education institution, offering short-term study abroad programmes in their own premises in the UK, and has HTS status. Please see section called '[Higher education institutions based overseas](#)'.
6. If you are affected by the interim limit:
 - a. any CAS assigned from the former interim limit is valid for the student to use in an application, provided you assigned it in line with the immigration rules and guidance that applied when you assigned it;
 - b. any CAS that you did not assign from your former interim limit cannot be used after 1 January 2013.
 - c. you must use your current allocation for both new students and existing students, whether they apply overseas or in the UK; and
 - d. you should consider whether you should keep a number of your limited CAS for students who need more time to complete a course they have already started.

If you become subject to the former interim limit between 13 December 2012 and 31 December 2012

7. The former interim limit runs from 6 April 2012 to 31 December 2012. You may become subject to the former interim limit between 13 December 2012 and 31 December 2012. If you do, we will calculate your interim limit depending on whether you were licensed for all or part of the previous interim limit period. The calculations were outlined in previous versions of the guidance. The calculations are outlined in this Annex.
8. We will then reduce this by the number of CAS you assigned after 6 April 2012 regardless of the outcome of the student's application. We will then divide this by the appropriate factor so that your CAS limit is proportionate to the remaining period of the former interim limit.
9. For example, your CAS allocation under the entire former interim limit is calculated as 56 CAS. You become subject to the former interim limit from 15 December 2012.
10. You assigned 20 CAS since 6 April 2012. We subtract this from the 56 CAS which results in 36 CAS. We then divide this by nine as there is less than one month of the former interim limit remaining.
11. Your interim limit from 15 December 2012 to 31 December 2012 will be four CAS.

Calculating the new interim limit for 2013

12. This section of guidance sets out how the new interim limit for the period of 1 January 2013 to 30 June 2013 will be calculated. The former interim limit ran for a maximum of nine months between 6 April 2012 and 31 December 2012. Sponsors will be limited under the new arrangements for a maximum period of six months between 1 January 2013 and 30 June 2013. As a result, your new interim limit will be equivalent to two thirds of the number of CAS that you would have been allocated for the former interim limit.
13. If the calculation is not a whole number then your CAS allocation will be rounded up to the nearest whole number.
14. If the calculation is zero then your CAS allocation under the new interim limit will be zero and you are not able to assign CAS to new or existing students during the new interim limit.
15. You are not able to request any more CAS during the period of the interim limit, even if you use your entire interim limit or are given an interim limit of zero.

If you were licensed continuously for the entire period of the former interim limit and were limited for that entire period

16. Your new interim limit from 1 January 2013 to 30 June 2013 is equivalent to two thirds of the total number of CAS you were allocated under the former interim limit between 6 April 2012 and 31 December 2012. This gives the total number of CAS that you would have been allocated for a six month period.

17. For example, you were granted your sponsor licence on 5 January 2011.

18. Your former interim limit was 90.

19. Your new interim limit from 1 January 2013 will be 60 CAS.

If you obtained your sponsor licence during the period of the former interim limit and were subject to the former interim limit from the date you were licensed

20. In this case your new interim limit is based on the total number of CAS you were allocated for the period that you were licensed between 6 April 2012 and 31 December 2012 multiplied or divided by the appropriate number to give the total number of CAS that you would have been allocated for a six month period.

21. For example, you were granted your sponsor licence on 1 October 2012. Between 1 October 2012 and 31 December 2012 you were allocated 20 CAS under the interim limit for the three month period.

22. Your new interim limit from 1 January 2013 to 30 June 2013 will be 40 CAS.

If you were licensed for the entire former interim limit period but were only subject to the former interim limit for part of that period

23. In this case your new interim limit was based on the total number of CAS you were allocated for the period that you were limited between 6 April 2012 and 31 December 2012 multiplied or divided by the appropriate number to give the total number of CAS that you would have been allocated for a six month period.

24. For example, you were granted your sponsor licence on 10 February 2011. You became subject to the limit from 1 November 2012 until 31 December 2012. You were allocated 15 CAS under the former interim limit for the two month period until 31 December 2012.

25. Your new interim limit from 1 January 2013 to 30 June 2013 will be 45 CAS.

If you stop being subject to the interim limit before 30 June 2013

26. If you achieve a full satisfactory inspection, audit or review by one of the currently approved bodies and HTS status during the period of the interim limit, you will no longer be subject to it. You must notify us using the change of circumstances option on your sponsor management system account.

Where appropriate, you must also email a copy of your inspection report to SCOC@ukba.gsi.gov.uk or post it to:

Sponsor Licensing Unit

Home Office

Vulcan House - 4th Floor Steel

North East, Yorkshire and Humber Region

PO Box 3468

Sheffield

S3 8WA

27. You will remain subject to the interim limit until the date we write to you to confirm that you are exempt.

How we calculated the former interim limit for the period of 6 April 2012 to 31 December 2012

28. If you were subject to the former interim limit we allocated you a number of CAS for the period of 6 April 2012 until the end of December 2012.

29. If this did not result in a whole number then we gave you a CAS allocation rounded up to the nearest whole number. If the result was zero then your CAS allocation under the former interim limit was zero. You were not able to assign a CAS to a new student or existing student during the period of the former interim limit.

30. You were not able to request any more CAS during the period of the former interim limit, even if you had used your entire interim limit or were given an interim limit of zero.

31. There were some sponsors who had a full satisfactory inspection, audit or review by one of the approved bodies and received an allocation of zero for the initial interim limit because they had not issued any CAS during the initial comparative period. If you were one of these sponsors, we gave you a limited number of CAS to use within a six month period as a transitional measure to demonstrate your compliance with the HTS. You must have applied for HTS status before the end of this 6 month period. You were not given any further CAS while your HTS application was being considered. If you did not apply by this time then your sponsor licence will be revoked.

If you were licensed continuously for the entire period of the initial interim limit and were limited for that entire period

32. With the exception of those who were allocated zero CAS under the initial interim limit, we based your former limit for 6 April 2012 onwards on the number of CAS you were allocated for the initial interim limit. Your former interim limit was equivalent to three quarters of the total number of CAS you were allocated under the initial interim limit. This gave the total number of CAS that you would have been allocated for a nine month period.

33. For example, you were granted your sponsor licence on 5 January 2011.

34. Your initial interim limit was 100.

35. Your former interim limit from 6 April 2012 was 75 CASs.

If you obtained your sponsor licence during the period of the initial interim limit and were subject to the initial interim limit from the date you were licensed

36. This includes sponsors who applied for their Tier 4 sponsor licence before the 21 April 2011, but did not obtain their sponsor licence until after this date.

37. In this case your former interim limit was the total number of CAS you were allocated for the period that you were licensed between 21 April 2011 and 5 April 2012 multiplied or divided by the appropriate number to give the total number of CAS that you would have been allocated for a nine month period.

38. For example, you were granted your sponsor licence on 5 October 2011. Between 5 October 2011 and 5 April 2012 you were allocated 60 CAS under the initial interim limit for the six month period.

39. Your former interim limit from 6 April 2012 was 90 CASs.

If you were licensed for the entire initial interim limit period but were only subject to the initial interim limit for part of that period

40. This includes sponsors who had HTS status on 21 April 2011, but lost this status during the initial interim limit period. It also includes sponsors who were B-rated on 21 April 2011, who were re-rated to an A-rating during the period of the initial interim limit.

41. In this case your former interim limit was the total number of CAS you were allocated for the period that you were limited between 21 April 2011 and 5 April 2012 multiplied or divided by the appropriate number to give the total number of CAS that you would have been allocated for a nine month period.

42. For example, you were granted your sponsor licence on 5 January 2011. You became subject to the limit from 5 December 2011 until 5 April 2012. You were allocated 12 CAS under the initial interim limit for the four month period until 5 April 2012.

43. Your former interim limit from 6 April 2012 was 27 CAS.

If you became subject to the interim limit after 6 April 2012

44. If you became subject to the former interim limit from 6 April 2012, for example, when you applied to renew your HTS status and you scored a near miss, we calculated your interim limit depending on whether you were licensed for all or part of the initial interim limit period. This is explained above.

45. We then reduced this by the number of CAS you assigned after 6 April 2012 regardless of the outcome of the student's visa or leave application. We divided this by the appropriate factor so that your CAS limit was proportionate to the remaining period until the end of the former interim limit.

46. For example, your CAS allocation under the new interim limit was calculated as 50 CAS. You became subject to the interim limit from 30 September 2012. You assigned 20 CAS since 6 April 2012. We subtracted this from the 50 CAS which gave 30 CAS. We then divided this by three as there were three months of the former interim limit remaining.

47. Your former interim limit from 30 September 2012 to December 2012 was 10 CAS.