

# MOD Armed Forces Personnel Statistics

## Statistical Release

1 January 2012

Published 9 February 2012

DASA undertook a major review of all Armed Forces personnel data from the Joint Personnel Administration system. Some figures for the period 1 April 2006 to 1 April 2009 will not match those published prior to 28 September 2011. Please refer to Page 3 for more details.

Contents Summary	Page
Commentary	3
<b>Full Time UK Armed Forces:</b>	
Trained strengths and requirements	10
Trained and untrained strengths	14
<b>UK Regular Forces:</b>	
Strength by sex	17
Strength by ethnic origin	18
Intake, trained and untrained	20
Intake by sex	21
Intake by ethnic origin	22
Gains to the trained strength	24
Outflow, trained and untrained	26
Outflow by exit reason	28
Voluntary Outflow	30
Glossary	31

## Further Information

### Service Personnel Enquiries

DASA Quad Service

Tel: 020-721-78896

email: [dasa-quad-enquiries@mod.uk](mailto:dasa-quad-enquiries@mod.uk)

### General Public Enquiries

[www.dasa.mod.uk](http://www.dasa.mod.uk)



MINISTRY OF DEFENCE



## UK Armed Forces Quarterly Manning Report - 1 January 2012

The UK Armed Forces Quarterly Manning Report contains figures on strength, intake and outflow of UK Regular and Non-Regular Forces. It complements the UK Armed Forces Monthly Manning Report by providing greater detail about the sex, ethnicity and rank of the Armed Forces. It uses data from the Ministry of Defence Joint Personnel Administration System (JPA) and single Service legacy systems (see section 2. Data Sources for more information).

The tables present information about changes in the composition of the UK's Armed Forces for the five most recent quarters as well as the current and three most recent financial years. These, along with accompanying charts, enable the user to observe recent quarterly events in the context of longer-term patterns.

### Armed Forces Personnel Key Points and Trends

#### At 1 January 2012:

- The trained strength of the UK Armed Forces was 173,020, down from 177,600 in January 2011. This was a 1.7% deficit against the requirement. Each of the three Services was in deficit, with the largest shortfall in the Army.
- The untrained strength of the UK Armed Forces was 13,090, down 6.5% since January 2011.
- The percentage of women in the UK Regular Forces has remained stable at 9.7%, an increase from 9.6% since January 2011.
- Black and Minority Ethnic (BME) personnel comprised 6.9% of the UK Regular Forces, continuing a long term gradual increase in the proportion of BME personnel.

#### In the 12 months to 31 December 2011:

- The intake into the UK Regular Forces was 13,940; a decrease of 3.7% compared with the 12 months to 31 December 2011.
- The outflow from the UK Regular Forces was 19,200; an increase of 6.2% compared with the 12 months to 31 December 2011.
- UK Regular Officers' Voluntary Outflow (VO) rate had **increased** to 3.2% of trained strength (940 personnel), up from 2.8% in the 12 months to 31 December 2011.
- UK Regular Other Ranks' VO rate had **increased** to 4.5% of trained strength (6,430 personnel), up from 3.9% in the 12 months to 31 December 2011.
- 50 personnel left the trained UK Regular Armed Forces under the Armed Forces Redundancy Programme.

## Contents

Page:

<u>Commentary</u>	Key Trends/Observations, Data Sources and Data Issues	3
-------------------	-------------------------------------------------------	---

### Full Time UK Armed Forces<sup>1</sup>

#### Strength

Table	1	Full time trained strength and requirement of UK Armed Forces	10
Graph	1.1	Naval Service full time trained strength and requirement	11
Graph	1.2	Naval Service full time trained officer strength and requirement	11
Graph	1.3	Naval Service full time trained other rank strength and requirement	11
Graph	1.4	Army full time trained strength and requirement	12
Graph	1.5	Army full time trained officer strength and requirement	12
Graph	1.6	Army full time trained other rank strength and requirement	12
Graph	1.7	Royal Air Force full time trained strength and requirement	13
Graph	1.8	Royal Air Force full time trained officer strength and requirement	13
Graph	1.9	Royal Air Force full time trained other rank strength and requirement	13
Table	2a	Strength of UK Armed Forces – full time trained and untrained personnel	14
Table	2b	Strength of UK Armed Forces – full time trained personnel serving against the requirement	15
Table	2bi	Strength of FTRS serving against an additional requirement	15
Table	2c	Strength of UK Armed Forces – full time untrained personnel	16

### UK Regular Forces<sup>2</sup>

#### Strength

Table	3a	Strength of UK Regular Forces by sex	17
Table	3b	Strength of UK Regular Forces by ethnic origin and nationality	18
Graph	3.1	Females as a percentage of strength by Service	19
Graph	3.2	Ethnic minorities as a percentage of strength by Service	19

#### Intake to UK Regular Forces

Table	4a	Intake to UK Regular Forces, trained and untrained	20
Table	4b	Intake to UK Regular Forces by sex	21
Table	4c	Intake to UK Regular Forces by ethnic origin and nationality	22
Graph	4.1	Intake to UK Regular Forces by Service	23
Graph	4.2	Females as a percentage of intake by Service	23
Graph	4.3	Ethnic minorities as a percentage of intake to UK Regular Forces by Service	23

1. Full Time UK Armed Forces comprises all UK Regular Forces, Gurkhas and all Full Time Reserve Service personnel (for a full description of FTRS, please refer to the Glossary at the end of this publication).
2. UK Regular Forces does not include Gurkhas, Full Time Reserve Service (FTRS) personnel and mobilised reservists.

Gains to the Trained Strength

Table	5	Gains to Trained Strength of UK Regular Forces	24
Graph	5.1	Gains to Trained Strength of UK Regular Forces by Service	25

Outflow from UK Regular Forces

Table	6	Outflow from UK Regular Forces	26
Graph	6.1	Outflow from UK Regular Forces by Service	27
Graph	6.2	Outflow from trained UK Regular Forces by Service	27
Graph	6.3	Outflow from untrained UK Regular Forces by Service	27

Outflow from Trained Strength

Table	7a	Outflow from trained UK Regular Forces officers by exit reason	28
Table	7b	Outflow from trained UK Regular Forces other ranks by exit reason	29

Voluntary Outflow

Graph	7.1	Naval Service Voluntary Outflow rate as a percentage of average trained strength	30
Graph	7.2	Army Voluntary Outflow rate as a percentage of average trained strength	30
Graph	7.3	Royal Air Force Voluntary Outflow rate as a percentage of average trained strength	30

<u>Glossary</u>			31
-----------------	--	--	----

### **Change to DASA's provisional data publication policy**

As a result of improvements in the quality of data sourced from JPA and the monthly data validation processes, DASA consider all data from 1 November 2011 to be fit for purpose. Consequently strength data published from 1 November 2011 onwards are considered finalised and will no longer be marked as provisional.

### **Revisions to historic data from the Joint Personnel Administration System**

DASA has recently undertaken a major review of all personnel data from the Joint Personnel Administration system. This has resulted in changes to the strengths, intake and outflow data reported in the Quarterly and Monthly Manning Reports, affecting the following periods:

- Naval Service - flow statistics from the period ending 31 October 2006 to the period ending 31 March 2009 and strength statistics from 1 May 2007 to 1 April 2009 (inclusive)
- Army - flow statistics from the period ending 31 March 2007 to the period ending 31 March 2009 and strength statistics from 1 April 2007 to 1 April 2009 (inclusive)
- Royal Air Force - flow statistics from the period ending 31 March 2007 to the period ending 31 March 2009 and strength statistics from 1 April 2006 to 1 April 2009 (inclusive)

The revised data are considered finalised and are therefore no longer marked provisional. Data subsequent to April 2009, including Financial Year 2009/10, remain provisional. DASA is continuing to review JPA data post April 2009.

Any DASA reports published prior to 28 September 2011 containing data for the above period(s) **will not match the figures reported in this publication.**

### **Enhancement to Table 4c – Intake to UK Regular Forces by ethnic origin**

For the January 2012 publication of the UK Armed Forces Quarterly Manning Report additional detail has been added to Table 4c – Intake to UK Regular Forces by ethnic origin following customer feedback. It now shows, of the Black and Minority Ethnic personnel, how many have a UK nationality and how many have a non-UK nationality by Service.

## **Commentary**

### **1. Key changes**

#### **Surplus / Deficit in trained strength of the UK Armed Forces against the requirement**

##### Recent changes

1. The deficit in the UK Armed Forces was 2,920 (1.7%) at 1 January 2012; compared with 3,020 (1.7%) at 1 October 2011, and 1,530 (0.9%) at 1 January 2011 (Table 1).
2. At 1 January 2012 the full time trained strengths of each of the three Services were below requirement. The Army has the highest deficit of 1.8%, followed by the Naval Service with a 1.7% deficit while the Royal Air Force has a 1.3% deficit.

##### Background

3. The strength of each Service is in part determined by its requirements. All three Services have been in deficit since April 2003, except the Royal Air Force who were briefly in surplus from April to July 2005 following a reduction in the requirement, and the Army who were in surplus from April to October 2010 (Graphs 1.1 to 1.9).
4. The surplus / deficit in the strength of the Services against the requirement is one indicator of their ability to execute military tasks. Other indicators include the surplus / deficit in key trades or ranks.

#### **Requirement for UK Armed Forces**

##### Recent changes

5. During 2011/12 the overall requirement for all three Services is decreasing, with the exception of Army Officers which is showing a slight increase (Graphs 1.1 to 1.9).
6. The UK Armed Forces requirement for manpower was 175,940 at 1 January 2012, representing a decrease of 1,100 (0.6%) from 1 October 2011, and a decrease of 3,180 (1.8%) since 1 January 2011 (Table 1).

##### Background

7. The requirement for UK Armed Forces personnel has decreased across all three Services since April 2004, although there were slight increases in Army and Royal Air Force requirements in the financial year 2010/11. The rate of decrease has been quickest in the Royal Air Force, followed by the Naval Service and slowest in the Army. The requirement for officers has fallen more slowly than that for other ranks.
8. The main factors which affect decisions about the size of the Armed Forces MOD requires to achieve success in its Military Tasks<sup>1</sup> include:
  - a) changes in technology, the introduction of new equipment and restructuring that leads to equipment becoming obsolete or surplus to requirements;
  - b) the type of ongoing operations that are being conducted and the development of emerging threats.

#### **Trained strength of UK Armed Forces**

##### Recent changes

9. The trained strength of the UK Armed Forces was 173,020 at 1 January 2012, down 1,000 (0.6%) since 1 October 2011 and down 4,570 (2.6%) since 1 January 2011 (Table 1).
10. Since 1 January 2011 the trained strength has decreased across all three services with the greatest decrease in the Royal Air Force (3.4%).

<sup>1</sup> A list of Military Tasks can be found on the Department's website [www.mod.uk](http://www.mod.uk)

## Background

11. The tri-service trained strength began to decrease in January 2011. Longer term, the strength has decreased since 2004 in all three Services, with the largest decrease in the RAF. (see Graphs 1.1 to 1.9)

### **Untrained strength of UK Armed Forces**

#### Recent changes

12. Since 1 October 2011 the untrained strength of all three Services has decreased. The Naval Service untrained strength decreased by 20 (0.9%), the Army saw a sharp decrease of 8.2% and the RAF of 9.8%.

13. The untrained strength of the UK Armed Forces was 13,090 at 1 January 2012, down 1,030 (7.3%) since 1 October 2011 and down 920 (6.5%) since 1 January 2011 (Table 2c).

### **Diversity of the UK Regular Armed Forces**

#### Recent changes

14. The number of women serving in the UK Regular Forces was 17,610 (9.7% of UK Regular Forces) at 1 January 2012. This is a decrease of 160 since 1 October 2011 and 390 since 1 January 2011. (Table 3a).

15. The number of Black and Minority Ethnic (BME) personnel serving in the UK Regular Forces was 12,280 (representing 6.9% of UK Regular Forces). The total number of BME personnel has decreased by 20 (0.2%) since 1 October 2011 but increased by 110 (0.9%) since 1 January 2011. (Table 3b).

## Background

16. The percentage of the UK Regular Armed Forces who are female has increased slightly since April 2004 in all three Services. The largest increase was in the RAF. (Graph 3.1)

17. The percentage of the UK Regular Forces who consider themselves to be from Black and Minority Ethnic backgrounds has increased since April 2005 in the Army and Navy (but not the RAF). The largest increase was in the Army (which already had a higher proportion of personnel from foreign and commonwealth countries than the other two Services). (Graph 3.2)

18. MOD publicises on its website<sup>2</sup> the importance placed on the Armed Forces being representative of the diverse society they exist to defend; and states that '*operational effectiveness depends on cohesion and teamwork, which are enhanced by treating everyone fairly, with dignity and respect*'.

19. The Armed Forces have an exemption from the Sex Discrimination Act for reasons of combat effectiveness and there are restrictions on females serving in close-combat roles. The principal roles which are closed to women are: the Royal Marines General Service, the Household Cavalry and Royal Armoured Corps, the Infantry and Royal Air Force Regiment. The proportion of posts in the Armed Forces open to women is 71% in the Naval Service, 67% in the Army and 96% in the Royal Air Force.<sup>3</sup>

### **Intake into the UK Regular Armed Forces (trained and untrained)**

#### Recent changes

<sup>2</sup> MOD information relating specifically to Equality and Diversity in the Armed Forces which can be viewed at [www.mod.uk](http://www.mod.uk)

<sup>3</sup> Annual Report Against the Equality and Diversity Scheme 1<sup>st</sup> April 2006- 31<sup>st</sup> March 2007 (page 52).

20. The intake to the trained and untrained strength of the UK Regular Armed Forces was 13,940 in the 12 months to 31 December 2011. This is a decrease of 440 (3.1%) compared with the 12 months to the preceding quarter (30 September 2011) and a decrease of 530 (3.7%) since the same period a year ago (the 12 months to 31 December 2010). (Table 4a)

21. The intake pattern of each service however is different. The intake to the Army trained and untrained strength has increased by 1,500 (16.3%) the 12 months to 31 December 2011. The RAF and Naval Service however have experienced a sharp decrease in intake to the trained and untrained strength of 580 (30.5%) and 1,450 (43.5%) since the same period a year ago (the 12 months to 31 December 2010).

#### **Intake of Black and Minority Ethnic personnel**

22. The intake of Black and Minority Ethnic personnel was 7.5% in the 12 months to 31 December 2011. This is an increase of 0.2 percentage points since the 12 months to 30 September 2011 and an increase of 2.4 percentage points since 12 months to 31 December 2010. The largest increase can be found in the Army whose BME intake has increased by 2.7 percentage points since the same period a year ago. (Table 4c)

#### **Gains to the Trained Strength (GTS) of the UK Regular Armed Forces**

##### Recent changes

23. The GTS of the UK Regular Armed Forces was 11,300 in the 12 months to 31 December 2011. This is a decrease of 70 (0.6%) when compared with the 12 months to 30 September 2011, and 4,090 (26.6%) when compared with the 12 months to 31 December 2010. (Table 5).

24. The GTS has decreased across all three Services from a year ago (the 12 months to 31 December 2011). The largest percentage decrease was in the RAF which saw a fall of 47.2% (1,510 personnel). The GTS of the Naval Service and Army has decreased by 29.2% and 18.3% respectively. (Table 5).

##### Background

25. The observed levels of GTS are directly related to previous intake patterns, as personnel recruited some time ago become trained<sup>4</sup>. Declines in intake over the past 3 years have resulted in lower GTS across all services.

#### **Outflow from the UK Regular Armed Forces (trained and untrained)**

##### Recent changes

26. The outflow of personnel from the UK Regular Armed Forces was 19,200 in the 12 months to 31 December 2011. This is an increase of 130 (0.7%) when compared with the 12 months to 30 September 2011 and an increase of 1,130 (6.2%) when compared with the 12 months to 31 December 2010. (Table 6).

27. The outflow of personnel from the UK Regular Armed Forces has increased in all three services, when the 12 months to 31 December 2011 are compared with the 12 months to 30 September 2011. RAF outflow has increased by 10.8% in comparison to Army (5.2%) and Naval Service (5.9%).

28. The outflow of trained personnel from the UK Regular Armed Forces was 15,440 (80.4% of total outflow) in the 12 months to 31 December 2011. This is an increase of 190 (1.3%) when compared with the 12 months to 30 September 2011 and an increase of 2,060 (15.4%) when compared with the 12 months to 31 December 2010. (Table 6)

---

<sup>4</sup> Time spent in training can vary from around 9 months for some Other Ranks to up to 7 years for some specialist Officers.

29. The outflow of untrained personnel from the UK Regular Armed Forces was 3,760 (19.6% of total outflow) in the 12 months to 31 December 2011. This is a decrease of 60 (1.7%) when compared with the 12 months to 30 September 2011 and a decrease of 930 (19.9%) when compared with the 12 months to 31 December 2010. (Table 6)

### **Voluntary Outflow (VO) from the trained UK Regular Armed Forces**

#### Recent changes

30. The VO rate of **officers** from the UK Regular Armed Forces was 3.2% of trained strength (940 personnel) in the 12 months to 31 December 2011, up from 3.1% in the 12 months to 30 September 2011 and 2.8% in the 12 months to 31 December 2010.

31. The VO rate of **other ranks** from the UK Regular Armed Forces was 4.5% of trained strength (6,430 personnel) in the 12 months to 31 December 2011, up from 4.4% in the 12 months to 30 September 2011 and 3.9% in the 12 months to 31 December 2010.

### **Redundancy in the trained UK Regular Armed Forces**

32. The Armed Forces Redundancy Programme is beginning to come into effect and people are starting to leave the Services. Up to 1 January 2012, a total of 50 personnel left the Services due to redundancy, split fairly evenly between the Services with a little under 20 in each.

## **2. Data Sources:**

Armed Forces statistics prior to March 2006 are compiled from pay records (Naval Service) or personnel records (Army and RAF) held by the Service Personnel and Veterans Agency (SPVA, formerly the Armed Forces Personnel Administration Agency). In March 2006 the transfer of all Service personnel records to the Joint Personnel Administration (JPA) system began. Statistics are compiled from JPA for the RAF from April 2006, for the Naval Service from November 2006 and for the Army from April 2007.

## **3. Data Issues – Strengths/Weaknesses (Data Quality):**

1. All tables presented in this publication meet the high standards of quality and integrity demanded by the Code of Practice for Official Statistics.
2. Due to ongoing validation of data from the JPA System, all Services' flow statistics from the beginning of financial year 2009/10, and strength statistics from 1 May 2009 are provisional and subject to review.
3. Data on reason for leaving the Army have not been available on JPA since 1 April 2007. This is due to: a) data being poorly entered onto JPA; b) problems processing outflow and c) incomplete Queens Regulations on JPA. These issues are being dealt with by Army Personnel Centre (APC), Service Personnel and Veterans Agency (SPVA) and DASA but further work is required until they are fully resolved. DASA have merged JPA data with a nominal roll from APC of Notices to Terminate as well as DASA (Health Information) statistics on medical discharges and deaths and have provided Voluntary Outflow (VO) for Army Other Ranks for the 12 months to 31 March 2009 onwards. DASA aim to continue to provide these on a monthly basis.
4. Requirements figures from 1 June 2009 to 1 April 2010 are derived by interpolation between the Defence Planning Round 09 (DP09) April 2009 and April 2010 Requirements. The Naval Service liability for April 2010 increased with effect from January 2010, affecting interpolated liabilities from 1 Jan 10. Requirements from 1 May 2010 to 1 April 2011 are interpolated between the April 2010 levels set in DP09 (including the Naval Service increase) and the April 2011 levels set in Defence Planning Round 10. Requirements from 1 May 2011 are interpolated on a monthly basis between April 11 levels set in Defence Planning Round 10, and April 12 levels set in Defence Planning Round 11.



5. Naval Service intake by ethnic origin is unavailable for the 12 month period ending 31 March 2007 to the 12 month period ending 31 March 2008 due to data coverage issues.

6. Time Expiry and Other Wastage exit reason totals and rates for RAF Officers and Other Ranks personnel for the 12 month ending periods post 30 June 2008 to 30 June 2010 have been excluded. During this time there was an increase in "Unknowns" (which are grouped in the "Other Wastage" category), and this had a significant effect on "Other Wastage" and "Time Expiry" exit reason totals and rates.

DASA welcome feedback on our statistical products. If you have any comments or questions about this publication or about DASA statistics in general, you can contact us as follows:

Contact DASA (Quad Service)

Tel. 0207 217 8896

Email [dasa-quad-enquiries@mod.uk](mailto:dasa-quad-enquiries@mod.uk)

Visit our website at [www.dasa.mod.uk](http://www.dasa.mod.uk) and complete the feedback form.

## **Armed Forces Personnel Statistics via DASA's Build Your Own Table Tool**

DASA publishes Armed Forces Personnel data via our Build Your Own Table tool on our website. This allows access to more detailed information than is available in our regular publications.

The tool can be accessed on DASA's website at the link below.

<http://www.dasa.mod.uk/applications/newWeb/www/index.php?page=30>

### **4. Symbols and Conventions**

#### **Symbols**

	discontinuity in time series
*	not applicable
..	not available
p	provisional
r	revised
rp	revised but still provisional
e	estimate
-	zero or rounded to zero

*Italic* figures are used for percentages and other rates, except where otherwise indicated.

#### **Rounding**

Where rounding has been used, totals and sub-totals have been rounded separately and so may not equal the sums of their rounded parts.

When rounding to the nearest 10, numbers ending in "5" have been rounded to the nearest multiple of 20 to prevent systematic bias.

**Table 1 - Full time trained strengths and requirements of UK Armed Forces<sup>1</sup>**

	2008 1 Apr	2009 1 Apr	2010 1 Apr	2011 1 Jan	2011 1 Apr	2011 1 Jul	2011 1 Oct	2012 1 Jan
<b>ALL SERVICES</b>								
Requirement <sup>2</sup>	179 270	178 860 II	178 750	179 130	179 250	178 150	177 040	175 940
Strength <sup>3,4</sup>	173 530	174 170 II	177 840 P	177 600 P	176 810 P	175 760 P	174 020 P	173 020
Surplus / Deficit <sup>4</sup>	-5 740	-4 690 II	- 910 P	-1 530 P	-2 440 P	-2 380 P	-3 020 P	-2 920
<b>Officers</b>								
Requirement <sup>2</sup>	29 070	28 940 II	28 920	28 400	28 220	28 290	28 320	28 350
Strength <sup>3</sup>	29 390	29 550 II	29 460 P	29 420 P	29 310 P	29 350 P	28 850 P	28 600
Surplus / Deficit <sup>4</sup>	320	610 II	540 P	1 020 P	1 090 P	1 060 P	520 P	250
<b>Other Ranks</b>								
Requirement <sup>2</sup>	150 190	149 920 II	149 830	150 720	151 030	149 850	148 720	147 590
Strength <sup>3</sup>	144 130	144 620 II	148 380 P	148 170 P	147 500 P	146 410 P	145 170 P	144 420
Surplus / Deficit	-6 060	-5 300 II	-1 450 P	-2 550 P	-3 520 P	-3 440 P	-3 550 P	-3 170
<b>NAVAL SERVICE</b>								
Requirement <sup>2</sup>	36 260	35 760 II	35 790	35 720	35 700	35 480	35 250	35 020
Strength <sup>3</sup>	35 050	35 020 II	35 500 P	35 460 P	35 430 P	35 120 P	34 680 P	34 430
Surplus / Deficit	-1 210	- 740 II	- 290 P	- 270 P	- 270 P	- 360 P	- 570 P	- 590
<b>Officers</b>								
Requirement <sup>2</sup>	6 670	6 580 II	6 630	6 630	6 610	6 610	6 570	6 540
Strength <sup>3</sup>	6 620	6 690 II	6 640 P	6 580 P	6 620 P	6 580 P	6 500 P	6 510
Surplus / Deficit	- 50	110 II	10 P	- 40 P	10 P	- 20 P	- 70 P	- 30
<b>Other Ranks</b>								
Requirement <sup>2</sup>	29 590	29 180 II	29 160	29 100	29 090	28 870	28 680	28 480
Strength <sup>3</sup>	28 430	28 330 II	28 860 P	28 870 P	28 800 P	28 530 P	28 180 P	27 920
Surplus / Deficit	-1 160	- 850 II	- 310 P	- 220 P	- 280 P	- 340 P	- 500 P	- 560
<b>ARMY</b>								
Requirement <sup>2</sup>	101 800	101 790 II	102 160	102 200	102 210	101 960	101 710	101 460
Strength <sup>4</sup>	98 070	99 510 II	102 200 P	101 840 P	101 300 P	100 780 P	99 950 P	99 670
Surplus / Deficit <sup>4</sup>	-3 730	-2 280 II	40 P	- 360 P	- 910 P	-1 180 P	-1 760 P	-1 790
<b>Officers</b>								
Requirement <sup>2</sup>	13 480	13 460 II	13 680	13 160	12 980	13 110	13 230	13 350
Strength <sup>4</sup>	14 260	14 240 II	14 240 P	14 280 P	14 120 P	14 260 P	13 950 P	13 760
Surplus / Deficit <sup>4</sup>	780	780 II	560 P	1 120 P	1 140 P	1 150 P	720 P	410
<b>Other Ranks</b>								
Requirement <sup>2</sup>	88 320	88 320 II	88 480	89 040	89 230	88 850	88 480	88 110
Strength	83 810	85 270 II	87 960 P	87 560 P	87 180 P	86 520 P	86 000 P	85 900
Surplus / Deficit	-4 500	-3 060 II	- 520 P	-1 490 P	-2 050 P	-2 330 P	-2 480 P	-2 200
<b>ROYAL AIR FORCE</b>								
Requirement <sup>2</sup>	41 210	41 310 II	40 800	41 200	41 340	40 710	40 080	39 460
Strength <sup>3</sup>	40 400	39 640 II	40 140 P	40 300 P	40 090 P	39 860 P	39 400 P	38 930
Surplus / Deficit	- 800	-1 670 II	- 660 P	- 900 P	-1 250 P	- 850 P	- 690 P	- 530
<b>Officers</b>								
Requirement <sup>2</sup>	8 920	8 900 II	8 610	8 620	8 630	8 580	8 520	8 460
Strength <sup>3</sup>	8 510	8 620 II	8 580 P	8 560 P	8 560 P	8 510 P	8 400 P	8 330
Surplus / Deficit	- 410	- 280 II	- 30 P	- 60 P	- 60 P	- 70 P	- 120 P	- 130
<b>Other Ranks</b>								
Requirement <sup>2</sup>	32 290	32 420 II	32 190	32 580	32 710	32 130	31 560	31 000
Strength <sup>3</sup>	31 890	31 020 II	31 560 P	31 750 P	31 520 P	31 360 P	31 000 P	30 590
Surplus / Deficit	- 400	-1 390 II	- 630 P	- 840 P	-1 190 P	- 770 P	- 570 P	- 400

Source: DASA (Quad-Service)

1. Full time trained strength and trained requirement comprises trained UK Regular Forces, trained Gurkhas and Full Time Reserve Service Personnel (FTRS). From 1 July 2009 some elements of the FTRS are excluded (for a full description of FTRS please refer to the Glossary at the end of this publication).
2. Requirements are based on Defence Planning Round liabilities provided by each of the three Services. Current requirements are interpolated on a quarterly basis between April 2011 levels set in Defence Planning Round 10, and April 2012 levels set in Defence Planning Round 11.
3. With effect from 1 October 2007 Long Term Absentees have been removed from the strengths of the RAF and the Navy to bring them into line with Army practice.
4. From 1 September 2011, the Army changed its definition of 'trained Officer' to exclude those who had not passed Phase II training. This change brings it into line with the other Services.

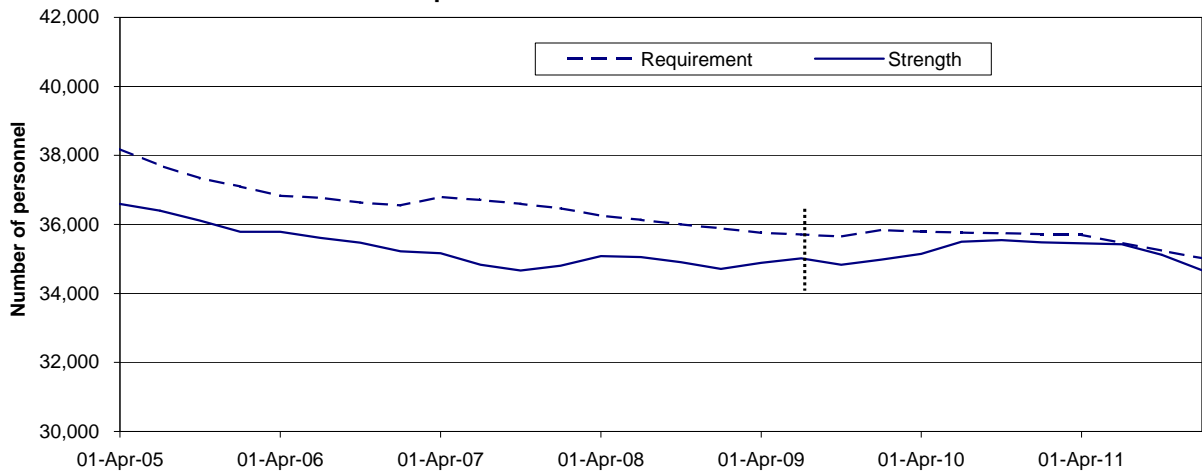
Data from the Joint Personnel Administration System for 2006-2009 have been reviewed and finalised, therefore some figures may differ from previous publications. Please see the introduction for more details.

Monthly information on full time trained strength against requirement (officers and other ranks combined) by Service is published in the UK Armed Forces Monthly Manning Report Table 1 which can be found at [www.dasa.mod.uk](http://www.dasa.mod.uk).

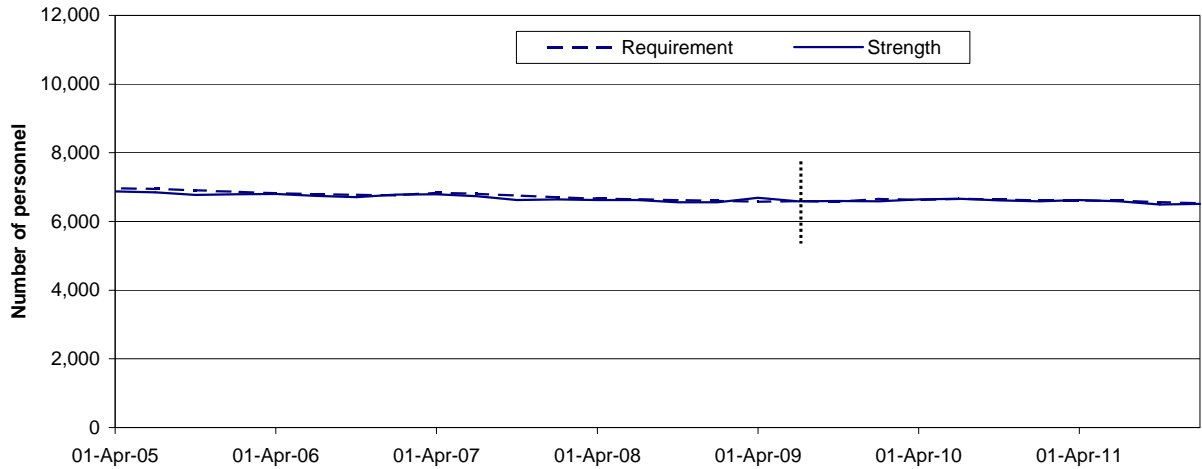
# Trained strength and requirement of UK Armed Forces

## Naval Service

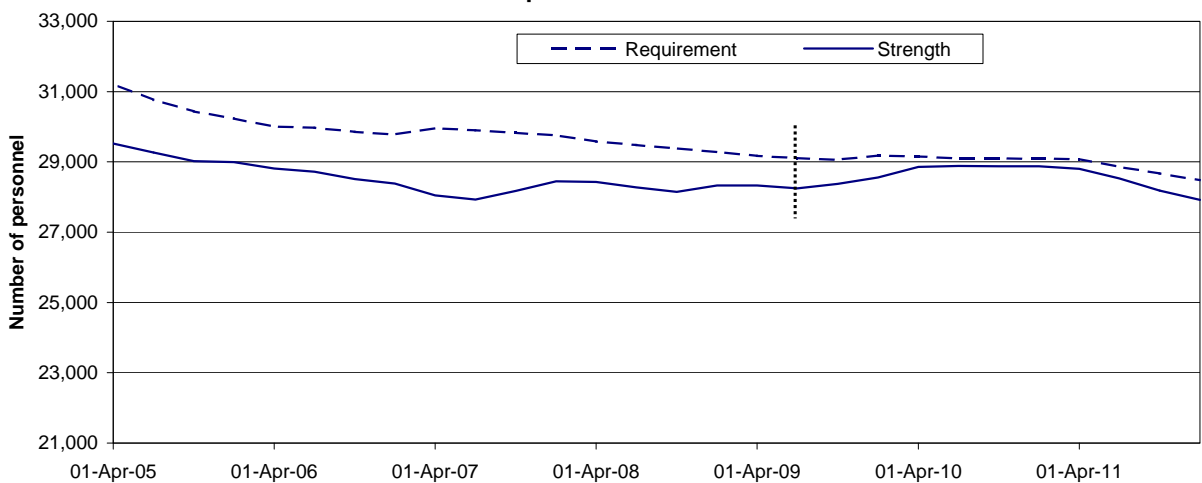
**Graph 1.1: Total officers and other ranks**



**Graph 1.2: Officers**



**Graph 1.3: Other ranks**



From 1 July 2009 some elements of the FTRS are excluded. This is shown in the graphs as a dotted line representing a break in series. See Glossary for more details.

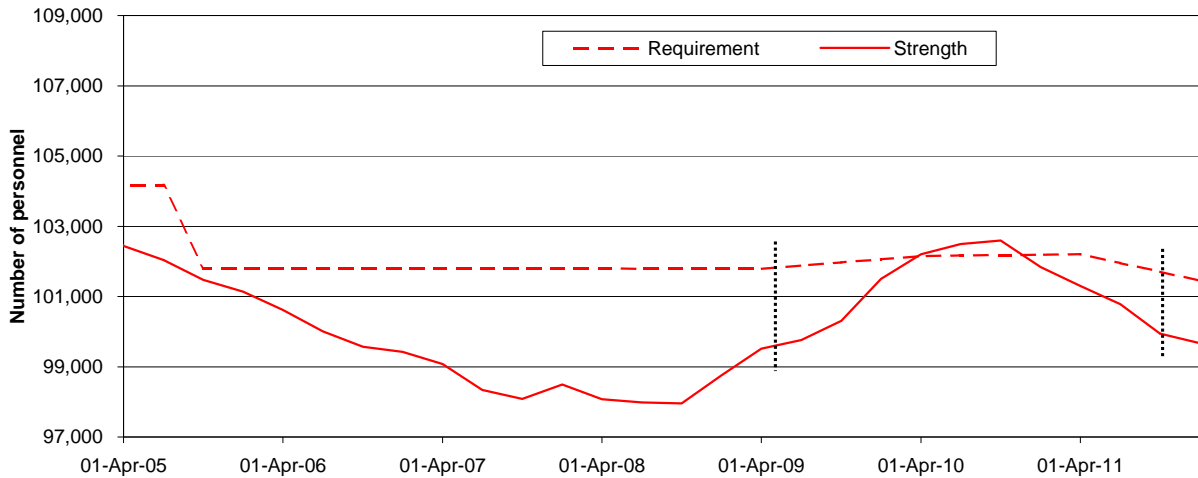
Tables showing data on the trained strength and requirement from 1 April 2005 to 1 April 2008 are shown in TSP4 Table 1 which can be found at [www.dasa.mod.uk](http://www.dasa.mod.uk).

For a graph compiled using monthly data showing Naval Service full time trained strength and requirement (officer/rank combined), see graph 1.1 in the UK Armed Forces Monthly Manning Report which can be found at [www.dasa.mod.uk](http://www.dasa.mod.uk).

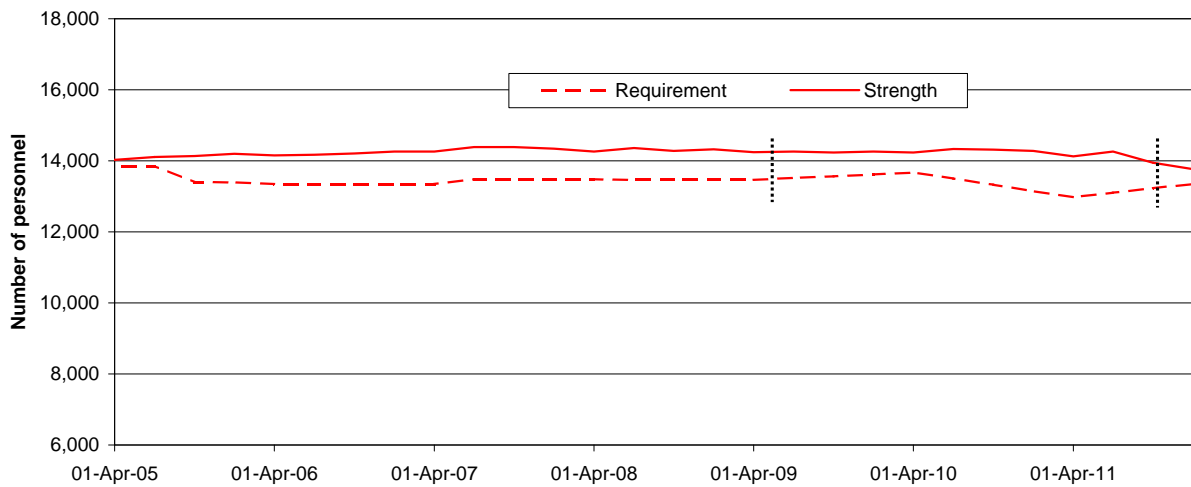
# Trained strength and requirement of UK Armed Forces

## Army

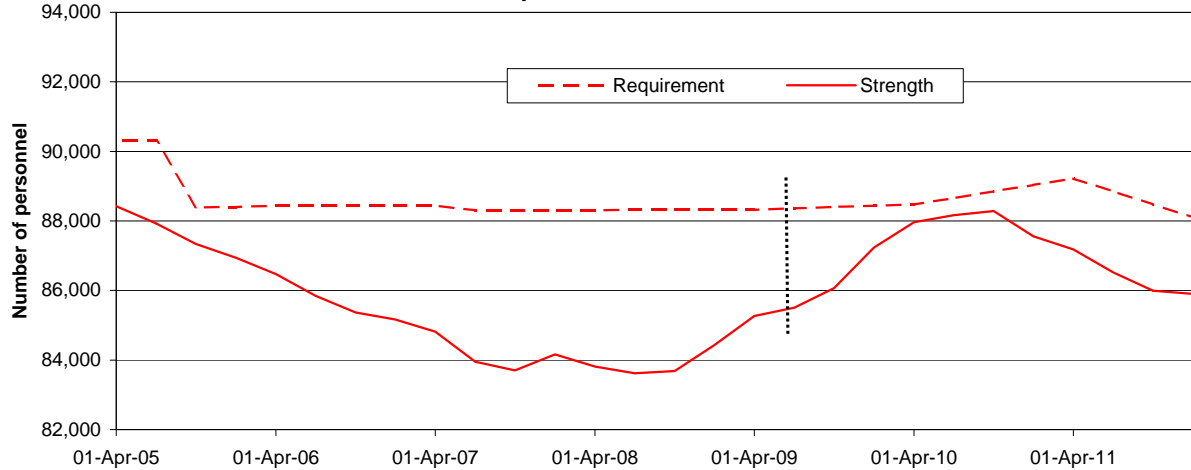
**Graph 1.4: Total officers and other ranks**



**Graph 1.5 : Officers**



**Graph 1.6: Other ranks**



From 1 July 2009 some elements of the FTRS are excluded. This is shown in the graphs as a dotted line representing a break in series. See Glossary for more details.

From 1 September 2011, the Army changed its definition of 'trained Officer' to exclude those who had not passed Phase II training. This change brings it into line with the other Services.

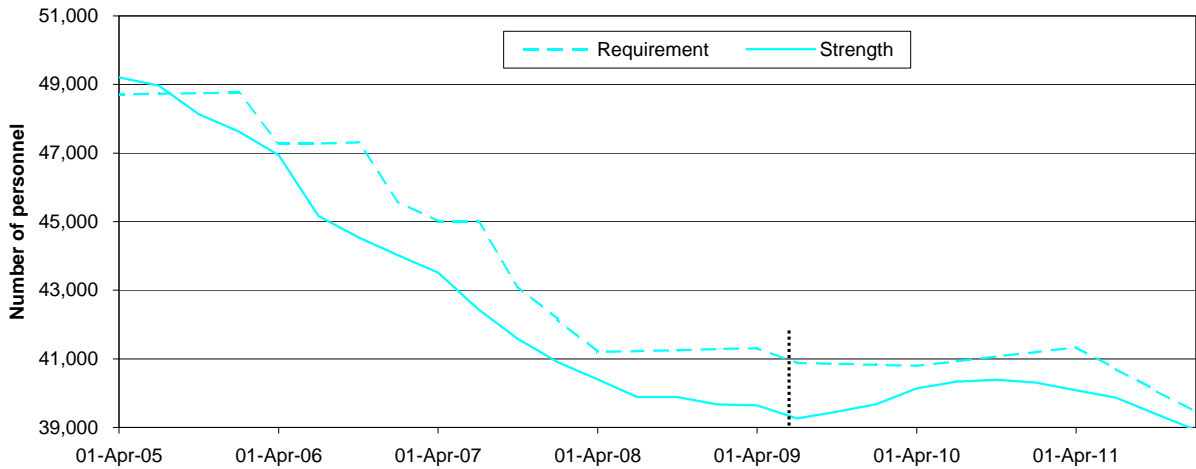
Tables showing data on the trained strength and requirement from 1 April 2005 to 1 April 2008 are shown in TSP4 Table 1 which can be found at [www.dasa.mod.uk](http://www.dasa.mod.uk).

For a graph compiled using monthly data showing Army full time trained strength and requirement (officer/rank combined), see graph 1.2 in the UK Armed Forces Monthly Manning Report which can be found at [www.dasa.mod.uk](http://www.dasa.mod.uk).

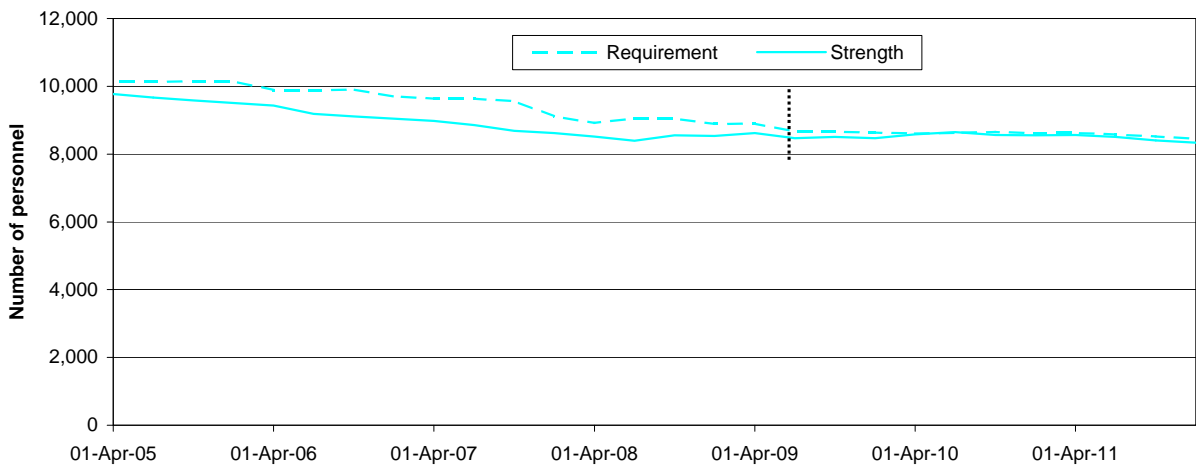
# Trained strength and requirement of UK Armed Forces

## Royal Air Force

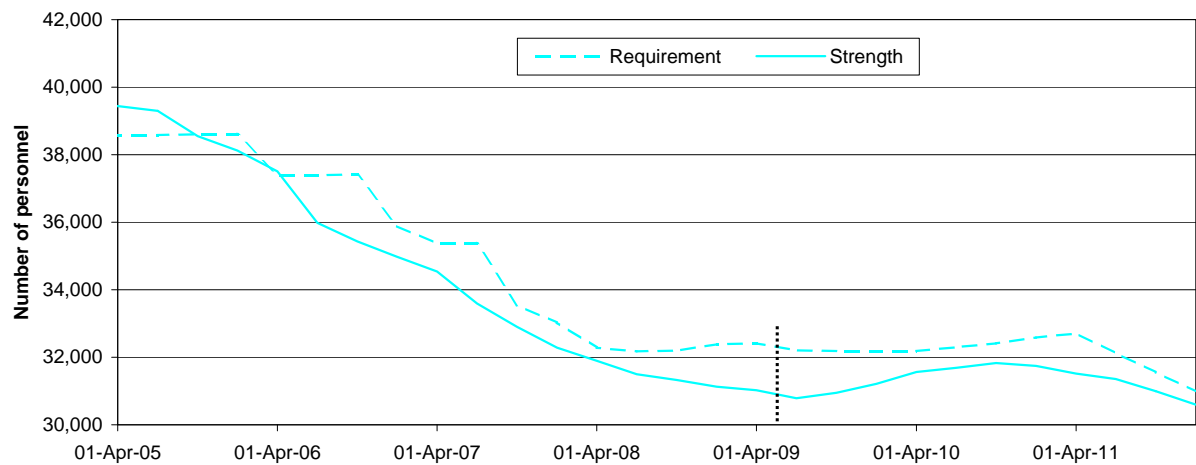
**Graph 1.7: Total officers and other ranks**



**Graph 1.8: Officers**



**Graph 1.9: Other ranks**



From 1 July 2009 some elements of the FTRS are excluded. This is shown in the graphs as a dotted line representing a break in series. See Glossary for more details.

Tables showing data on the trained strength and requirement from 1 April 2005 to 1 April 2008 are shown in TSP4 Table 1 which can be found at [www.dasa.mod.uk](http://www.dasa.mod.uk).

For a graph compiled using monthly data showing RAF full time trained strength and requirement by officer/rank combined, see graph 1.3 in the UK Armed Forces Monthly Manning Report which can be found at [www.dasa.mod.uk](http://www.dasa.mod.uk).

**Table 2a - Strength of UK Armed Forces <sup>1</sup> - full time trained and untrained personnel**

As at 1 January 2012 the full time UK Armed Forces comprised 187,880 personnel of which 173,020 were trained and counted against the requirement (see Table 1). There were 13,090 untrained personnel (see Table 2c).

	2008 1 Apr	2009 1 Apr	2010 1 Apr	2011 1 Jan	2011 1 Apr	2011 1 Jul	2011 1 Oct	2012 1 Jan
<b>ALL SERVICES</b>	<b>192 530</b>	<b>194 550</b>	<b>197 770 P</b>	<b>193 090 P</b>	<b>192 290 P</b>	<b>190 800 P</b>	<b>189 850 P</b>	<b>187 880</b>
<i>of which UK Regular Forces<sup>2</sup></i>	186 910	188 600	191 660 P	187 240 P	186 360 P	184 930 P	184 010 P	182 080
<b>Officers</b>	<b>32 560</b>	<b>32 640</b>	<b>32 960 P</b>	<b>32 710 P</b>	<b>32 730 P</b>	<b>32 750 P</b>	<b>32 590 P</b>	<b>32 120</b>
UK Regular Forces	31 730	31 700	31 930 P	31 800 P	31 830 P	31 850 P	31 680 P	31 190
Gurkhas	150	140	140 P	130 P	130 P	130 P	130 P	120
FTRS <sup>3</sup>	680	810	900 P	780 P	770 P	760 P	780 P	800
FC	300	360	360 P	240 P	210 P	190 P	160 P	160
LC	160	160	170 P	170 P	170 P	160 P	160 P	160
HC	230	290	360 P	370 P	390 P	410 P	460 P	480
<b>Other Ranks</b>	<b>159 980</b>	<b>161 910</b>	<b>164 810 P</b>	<b>160 380 P</b>	<b>159 560 P</b>	<b>158 060 P</b>	<b>157 270 P</b>	<b>155 760</b>
UK Regular Forces	155 190	156 910	159 730 P	155 440 P	154 520 P	153 080 P	152 340 P	150 890
Gurkhas	3 720	3 710	3 700 P	3 620 P	3 750 P	3 700 P	3 670 P	3 600
FTRS <sup>3</sup>	1 070	1 290	1 380 P	1 320 P	1 290 P	1 280 P	1 270 P	1 280
FC	460	620	590 P	420 P	380 P	310 P	250 P	220
LC	300	300	320 P	330 P	330 P	320 P	320 P	330
HC	310	370	470 P	570 P	580 P	640 P	700 P	730
<b>NAVAL SERVICE</b>	<b>39 090</b>	<b>38 960</b>	<b>39 310 P</b>	<b>38 800 P</b>	<b>38 090 P</b>	<b>37 570 P</b>	<b>37 130 P</b>	<b>36 860</b>
<i>of which UK Regular Forces<sup>2</sup></i>	38 560	38 340	38 730 P	38 340 P	37 660 P	37 170 P	36 760 P	36 500
<b>Officers</b>	<b>7 620</b>	<b>7 580</b>	<b>7 620 P</b>	<b>7 570 P</b>	<b>7 520 P</b>	<b>7 490 P</b>	<b>7 500 P</b>	<b>7 370</b>
UK Regular Forces	7 480	7 410	7 460 P	7 450 P	7 410 P	7 390 P	7 420 P	7 290
FTRS <sup>3</sup>	140	170	160 P	120 P	110 P	90 P	80 P	80
FC	70	80	80 P	60 P	50 P	50 P	40 P	40
LC	40	50	40 P	40 P	40 P	30 P	30 P	30
HC	30	40	30 P	20 P	20 P	10 P	10 P	10
<b>Other Ranks</b>	<b>31 470</b>	<b>31 380</b>	<b>31 680 P</b>	<b>31 230 P</b>	<b>30 570 P</b>	<b>30 080 P</b>	<b>29 630 P</b>	<b>29 490</b>
UK Regular Forces	31 080	30 930	31 270 P	30 890 P	30 240 P	29 770 P	29 340 P	29 210
FTRS <sup>3</sup>	390	450	420 P	340 P	320 P	310 P	290 P	280
FC	100	120	110 P	80 P	70 P	70 P	60 P	60
LC	180	180	190 P	180 P	180 P	180 P	180 P	170
HC	110	140	120 P	80 P	70 P	60 P	60 P	50
<b>ARMY</b>	<b>109 710</b>	<b>111 620</b>	<b>113 970 P</b>	<b>110 980 P</b>	<b>111 290 P</b>	<b>110 790 P</b>	<b>110 720 P</b>	<b>109 680</b>
<i>of which UK Regular Forces<sup>2</sup></i>	104 980	106 700	108 870 P	106 050 P	106 230 P	105 750 P	105 680 P	104 690
<b>Officers</b>	<b>15 090</b>	<b>15 130</b>	<b>15 330 P</b>	<b>15 260 P</b>	<b>15 370 P</b>	<b>15 560 P</b>	<b>15 530 P</b>	<b>15 300</b>
UK Regular Forces	14 550	14 510	14 640 P	14 650 P	14 760 P	14 920 P	14 870 P	14 630
Gurkhas	150	140	140 P	130 P	130 P	130 P	130 P	120
FTRS <sup>3</sup>	390	490	550 P	480 P	480 P	500 P	540 P	550
FC	200	260	250 P	160 P	140 P	130 P	120 P	110
LC	30	20	20 P	10 P	10 P	10 P	10 P	10
HC	160	200	280 P	300 P	320 P	360 P	410 P	430
<b>Other Ranks</b>	<b>94 620</b>	<b>96 490</b>	<b>98 640 P</b>	<b>95 720 P</b>	<b>95 920 P</b>	<b>95 230 P</b>	<b>95 180 P</b>	<b>94 380</b>
UK Regular Forces	90 440	92 190	94 230 P	91 390 P	91 470 P	90 830 P	90 810 P	90 060
Gurkhas	3 720	3 710	3 700 P	3 620 P	3 750 P	3 700 P	3 670 P	3 600
FTRS <sup>3</sup>	460	590	710 P	700 P	700 P	700 P	710 P	720
FC	350	470	480 P	340 P	310 P	240 P	190 P	160
LC	-	-	- P	- P	- P	- P	- P	-
HC	110	120	230 P	360 P	390 P	460 P	520 P	560
<b>ROYAL AIR FORCE</b>	<b>43 730</b>	<b>43 960</b>	<b>44 500 P</b>	<b>43 310 P</b>	<b>42 920 P</b>	<b>42 450 P</b>	<b>42 010 P</b>	<b>41 330</b>
<i>of which UK Regular Forces<sup>2</sup></i>	43 370	43 560	44 050 P	42 860 P	42 460 P	42 010 P	41 580 P	40 890
<b>Officers</b>	<b>9 840</b>	<b>9 930</b>	<b>10 010 P</b>	<b>9 880 P</b>	<b>9 840 P</b>	<b>9 710 P</b>	<b>9 560 P</b>	<b>9 440</b>
UK Regular Forces	9 700	9 780	9 820 P	9 700 P	9 660 P	9 530 P	9 390 P	9 270
FTRS <sup>3</sup>	140	150	190 P	180 P	180 P	170 P	170 P	170
FC	20	20	30 P	10 P	10 P	- P	- P	-
LC	90	80	120 P	120 P	120 P	120 P	120 P	120
HC	40	40	50 P	50 P	50 P	50 P	50 P	50
<b>Other Ranks</b>	<b>33 890</b>	<b>34 040</b>	<b>34 490 P</b>	<b>33 430 P</b>	<b>33 080 P</b>	<b>32 740 P</b>	<b>32 450 P</b>	<b>31 890</b>
UK Regular Forces	33 680	33 780	34 230 P	33 160 P	32 810 P	32 480 P	32 190 P	31 620
FTRS <sup>3</sup>	220	250	260 P	270 P	270 P	260 P	270 P	270
FC	20	30	10 P	- P	10 P	- P	- P	-
LC	110	110	130 P	140 P	140 P	140 P	150 P	150
HC	80	110	120 P	120 P	120 P	120 P	120 P	120

Source: DASA (Quad-Service)

1. Full Time UK Armed Forces comprises all UK Regular Forces, Gurkhas and all Full Time Reserve Service personnel (for a full description of FTRS please refer to the Glossary at the end of this publication.)
2. UK Regular Forces does not include Gurkhas, Full Time Reserve Service (FTRS) personnel and mobilised reservists.
3. All full-time reservists are trained.

Data from the Joint Personnel Administration System for 2006-2009 have been reviewed and finalised, therefore some figures may differ from previous publications. Please see the introduction for more details.

Monthly information on the strength of the UK Armed Forces (officers and other ranks combined) by Service is published in the UK Armed Forces Monthly Manning Report Table 2 which can be found at [www.dasa.mod.uk](http://www.dasa.mod.uk).

**Table 2b - Strength of UK Armed Forces <sup>1</sup> - full time trained personnel serving against the requirement**

	2008 1 Apr	2009 1 Apr	2010 1 Apr	2011 1 Jan	2011 1 Apr	2011 1 Jul	2011 1 Oct	2012 1 Jan
<b>ALL SERVICES<sup>4</sup></b>	<b>173 530</b>	<b>174 170 II</b>	<b>177 840 P</b>	<b>177 600 P</b>	<b>176 810 P</b>	<b>175 760 P   </b>	<b>174 020 P</b>	<b>173 020</b>
<i>of which UK Regular Forces<sup>2,4</sup></i>	<i>168 180</i>	<i>168 510</i>	<i>173 260 P</i>	<i>173 270 P</i>	<i>172 580 P</i>	<i>171 690 P   </i>	<i>170 060 P</i>	<i>169 020</i>
<b>Officers<sup>4</sup></b>	<b>29 390</b>	<b>29 550 II</b>	<b>29 460 P</b>	<b>29 420 P</b>	<b>29 310 P</b>	<b>29 350 P   </b>	<b>28 850 P</b>	<b>28 600</b>
UK Regular Forces <sup>4</sup>	28 560	28 600	28 940 P	29 050 P	28 970 P	29 050 P	28 580 P	28 340
Gurkhas <sup>4</sup>	150	140	140 P	130 P	130 P	130 P	130 P	120
FTRS <sup>3</sup>	680	810 II	390 P	240 P	210 P	170 P	140 P	140
<b>Other Ranks</b>	<b>144 130</b>	<b>144 620 II</b>	<b>148 380 P</b>	<b>148 170 P</b>	<b>147 500 P</b>	<b>146 410 P</b>	<b>145 170 P</b>	<b>144 420</b>
UK Regular Forces	139 620	139 900	144 320 P	144 220 P	143 610 P	142 650 P	141 490 P	140 680
Gurkhas	3 440	3 430	3 490 P	3 590 P	3 580 P	3 520 P	3 500 P	3 570
FTRS <sup>3</sup>	1 070	1 290 II	570 P	360 P	310 P	240 P	190 P	170
<b>NAVAL SERVICE</b>	<b>35 050</b>	<b>35 020 II</b>	<b>35 500 P</b>	<b>35 460 P</b>	<b>35 430 P</b>	<b>35 120 P</b>	<b>34 680 P</b>	<b>34 430</b>
<i>of which UK Regular Forces<sup>2</sup></i>	<i>34 520</i>	<i>34 400</i>	<i>35 170 P</i>	<i>35 250 P</i>	<i>35 250 P</i>	<i>34 970 P</i>	<i>34 560 P</i>	<i>34 320</i>
<b>Officers</b>	<b>6 620</b>	<b>6 690 II</b>	<b>6 640 P</b>	<b>6 580 P</b>	<b>6 620 P</b>	<b>6 580 P</b>	<b>6 500 P</b>	<b>6 510</b>
UK Regular Forces	6 480	6 520	6 520 P	6 500 P	6 550 P	6 520 P	6 450 P	6 460
FTRS <sup>3</sup>	140	170 II	120 P	80 P	80 P	60 P	50 P	50
<b>Other Ranks</b>	<b>28 430</b>	<b>28 330 II</b>	<b>28 860 P</b>	<b>28 870 P</b>	<b>28 800 P</b>	<b>28 530 P</b>	<b>28 180 P</b>	<b>27 920</b>
UK Regular Forces	28 040	27 880	28 650 P	28 750 P	28 700 P	28 450 P	28 120 P	27 860
FTRS <sup>3</sup>	390	450 II	200 P	120 P	100 P	90 P	70 P	60
<b>ARMY<sup>4</sup></b>	<b>98 070</b>	<b>99 510 II</b>	<b>102 200 P</b>	<b>101 840 P</b>	<b>101 300 P</b>	<b>100 780 P   </b>	<b>99 950 P</b>	<b>99 670</b>
<i>of which UK Regular Forces<sup>2,4</sup></i>	<i>93 620</i>	<i>94 870</i>	<i>97 980 P</i>	<i>97 730 P</i>	<i>97 270 P</i>	<i>96 870 P   </i>	<i>96 110 P</i>	<i>95 780</i>
<b>Officers<sup>4</sup></b>	<b>14 260</b>	<b>14 240 II</b>	<b>14 240 P</b>	<b>14 280 P</b>	<b>14 120 P</b>	<b>14 260 P   </b>	<b>13 950 P</b>	<b>13 760</b>
UK Regular Forces <sup>4</sup>	13 720	13 620	13 860 P	14 000 P	13 870 P	14 020 P	13 730 P	13 560
Gurkhas <sup>4</sup>	150	140	140 P	130 P	130 P	130 P	130 P	120
FTRS <sup>3</sup>	390	490 II	240 P	150 P	120 P	110 P	90 P	80
<b>Other Ranks</b>	<b>83 810</b>	<b>85 270 II</b>	<b>87 960 P</b>	<b>87 560 P</b>	<b>87 180 P</b>	<b>86 520 P</b>	<b>86 000 P</b>	<b>85 900</b>
UK Regular Forces	79 900	81 250	84 110 P	83 730 P	83 400 P	82 850 P	82 380 P	82 220
Gurkhas	3 440	3 430	3 490 P	3 590 P	3 580 P	3 520 P	3 500 P	3 570
FTRS <sup>3</sup>	460	590 II	360 P	230 P	200 P	150 P	120 P	110
<b>ROYAL AIR FORCE</b>	<b>40 400</b>	<b>39 640 II</b>	<b>40 140 P</b>	<b>40 300 P</b>	<b>40 090 P</b>	<b>39 860 P</b>	<b>39 400 P</b>	<b>38 930</b>
<i>of which UK Regular Forces<sup>2</sup></i>	<i>40 040</i>	<i>39 240</i>	<i>40 110 P</i>	<i>40 290 P</i>	<i>40 070 P</i>	<i>39 860 P</i>	<i>39 390 P</i>	<i>38 920</i>
<b>Officers</b>	<b>8 510</b>	<b>8 620 II</b>	<b>8 580 P</b>	<b>8 560 P</b>	<b>8 560 P</b>	<b>8 510 P</b>	<b>8 400 P</b>	<b>8 330</b>
UK Regular Forces	8 370	8 470	8 560 P	8 540 P	8 550 P	8 500 P	8 400 P	8 330
FTRS <sup>3</sup>	140	150 II	30 P	10 P	10 P	- P	- P	-
<b>Other Ranks</b>	<b>31 890</b>	<b>31 020 II</b>	<b>31 560 P</b>	<b>31 750 P</b>	<b>31 520 P</b>	<b>31 360 P</b>	<b>31 000 P</b>	<b>30 590</b>
UK Regular Forces	31 680	30 770	31 560 P	31 740 P	31 510 P	31 350 P	30 990 P	30 590
FTRS <sup>3</sup>	220	250 II	10 P	- P	10 P	- P	- P	-

Source: DASA (Quad-Service)

1. Full time trained strength comprises trained UK Regular Forces, trained Gurkhas and Full Time Reserve Service Personnel (FTRS). From 1 July 2009 some elements of the FTRS are excluded. See Glossary for more details.
2. UK Regular Forces does not include Gurkhas, Full Time Reserve Service (FTRS) personnel and mobilised reservists.
3. FTRS figures prior to 1 July 2009 include all Full Commitment, Limited Commitment and Home Commitment personnel.
4. From 1 September 2011, the Army changed its definition of 'trained Officer' to exclude those who had not passed Phase II training. This change brings it into line with the other Services.

Data from the Joint Personnel Administration System for 2006-2009 have been reviewed and finalised, therefore some figures may differ from previous publications. Please see the introduction for more details.

**2bi. Strength of FTRS serving against an additional requirement <sup>1</sup>**

	2008 1 Apr	2009 1 Apr	2010 1 Apr	2011 1 Jan	2011 1 Apr	2011 1 Jul	2011 1 Oct	2012 1 Jan
<b>ALL SERVICES</b>								
Requirement <sup>2</sup>	*	*	1 290	1 450	1 490	1 590	1 680	1 720
Trained Strength	*	*	1 320 P	1 490 P	1 530 P	1 620 P	1 710 P	1 770
Surplus / Deficit <sup>2</sup>	*	*	30 P	50 P	40 P	40 P	30 P	40
<b>NAVAL SERVICE</b>								
Requirement	*	*	240	240	240	240	240	240
Trained Strength	*	*	250 P	260 P	250 P	250 P	250 P	250
Surplus / Deficit	*	*	10 P	20 P	10 P	10 P	10 P	10
<b>ARMY</b>								
Requirement <sup>2</sup>	*	*	650	800	850	940	1,040	1 080
Trained Strength	*	*	660 P	800 P	850 P	940 P	1,040 P	1 080
Surplus / Deficit <sup>2</sup>	*	*	10 P	- P	- P	- P	- P	-
<b>ROYAL AIR FORCE</b>								
Requirement	*	*	400	400	400	400	400	400
Trained Strength	*	*	410 P	430 P	430 P	430 P	420 P	440
Surplus / Deficit	*	*	10 P	30 P	30 P	20 P	20 P	30

Source: DASA (Quad-Service)

1. From 1 July 2009 FTRS personnel serving against a requirement additional to that in Table 1 are identified separately. Prior to 1 July 2009 all FTRS personnel were counted against the requirement. See Glossary for more details.
2. From 1 October 2010 there is a change in the way the additional Army requirement is calculated. The Army has begun a process of transferring Non-Regular Permanent Staff (NRPS) (who are not reported in this publication) onto FTRS(HC) contracts. Prior to 1 October 2010, strengths in this table included a number of such personnel, but the reported requirement did not reflect this change. Given uncertainty in the rate of transfer from NRPS, from 1 October onwards, the Army additional requirement is reported as equal to strength, in order to avoid showing surplus/deficit figures which are not reflective of planned requirements.

Monthly information on the strength of the UK Armed Forces (officers and other ranks combined) by Service is published in the UK Armed Forces Monthly Manning Report Table 2 which can be found at [www.dasa.mod.uk](http://www.dasa.mod.uk).



**Table 2c - Strength of UK Armed Forces<sup>1</sup> - full time untrained personnel<sup>2</sup>**

	2008 1 Apr	2009 1 Apr	2010 1 Apr	2011 1 Jan	2011 1 Apr	2011 1 Jul	2011 1 Oct	2012 1 Jan
<b>ALL SERVICES<sup>5</sup></b>	<b>19 000</b>	<b>20 380</b>	<b>18 610<sup>P</sup></b>	<b>14 000<sup>P</sup></b>	<b>13 950<sup>P</sup></b>	<b>13 420<sup>P</sup>   </b>	<b>14 120<sup>P</sup></b>	<b>13 090</b>
<i>of which UK Regular Forces<sup>3,5</sup></i>	<i>18 730</i>	<i>20 100</i>	<i>18 400<sup>P</sup></i>	<i>13 970<sup>P</sup></i>	<i>13 770<sup>P</sup></i>	<i>13 240<sup>P</sup>   </i>	<i>13 950<sup>P</sup></i>	<i>13 060</i>
<b>Officers<sup>5</sup></b>	<b>3 160</b>	<b>3 090</b>	<b>2 990<sup>P</sup></b>	<b>2 760<sup>P</sup></b>	<b>2 870<sup>P</sup></b>	<b>2 800<sup>P</sup>   </b>	<b>3 100<sup>P</sup></b>	<b>2 850</b>
UK Regular Forces <sup>3,5</sup>	3 160	3 090	2 990 <sup>P</sup>	2 760 <sup>P</sup>	2 870 <sup>P</sup>	2 800 <sup>P</sup>	3 100 <sup>P</sup>	2 850
Gurkhas <sup>4</sup>	*	*	*	*	*	*	*	*
<b>Other Ranks</b>	<b>15 840</b>	<b>17 290</b>	<b>15 620<sup>P</sup></b>	<b>11 250<sup>P</sup></b>	<b>11 080<sup>P</sup></b>	<b>10 610<sup>P</sup></b>	<b>11 020<sup>P</sup></b>	<b>10 240</b>
UK Regular Forces <sup>3</sup>	15 570	17 000	15 410 <sup>P</sup>	11 220 <sup>P</sup>	10 910 <sup>P</sup>	10 440 <sup>P</sup>	10 850 <sup>P</sup>	10 210
Gurkhas	270	280	210 <sup>P</sup>	30 <sup>P</sup>	180 <sup>P</sup>	180 <sup>P</sup>	170 <sup>P</sup>	30
<b>NAVAL SERVICE</b>	<b>4 040</b>	<b>3 940</b>	<b>3 560<sup>P</sup></b>	<b>3 090<sup>P</sup></b>	<b>2 410<sup>P</sup></b>	<b>2 200<sup>P</sup></b>	<b>2 200<sup>P</sup></b>	<b>2 180</b>
<b>Officers</b>	<b>1 000</b>	<b>890</b>	<b>940<sup>P</sup></b>	<b>950<sup>P</sup></b>	<b>870<sup>P</sup></b>	<b>870<sup>P</sup></b>	<b>970<sup>P</sup></b>	<b>830</b>
UK Regular Forces <sup>3</sup>	1 000	890	940 <sup>P</sup>	950 <sup>P</sup>	870 <sup>P</sup>	870 <sup>P</sup>	970 <sup>P</sup>	830
<b>Other Ranks</b>	<b>3 040</b>	<b>3 050</b>	<b>2 620<sup>P</sup></b>	<b>2 140<sup>P</sup></b>	<b>1 540<sup>P</sup></b>	<b>1 330<sup>P</sup></b>	<b>1 230<sup>P</sup></b>	<b>1 350</b>
UK Regular Forces <sup>3</sup>	3 040	3 050	2 620 <sup>P</sup>	2 140 <sup>P</sup>	1 540 <sup>P</sup>	1 330 <sup>P</sup>	1 230 <sup>P</sup>	1 350
<b>ARMY<sup>5</sup></b>	<b>11 640</b>	<b>12 110</b>	<b>11 110<sup>P</sup></b>	<b>8 340<sup>P</sup></b>	<b>9 140<sup>P</sup></b>	<b>9 060<sup>P</sup>   </b>	<b>9 740<sup>P</sup></b>	<b>8 940</b>
<b>Officers<sup>5</sup></b>	<b>830</b>	<b>890</b>	<b>780<sup>P</sup></b>	<b>650<sup>P</sup></b>	<b>900<sup>P</sup></b>	<b>900<sup>P</sup>   </b>	<b>1,140<sup>P</sup></b>	<b>1,080</b>
UK Regular Forces <sup>3,5</sup>	830	890	780 <sup>P</sup>	650 <sup>P</sup>	900 <sup>P</sup>	900 <sup>P</sup>	1,140 <sup>P</sup>	1,080
Gurkhas <sup>4</sup>	*	*	*	*	*	*	*	*
<b>Other Ranks</b>	<b>10 800</b>	<b>11 220</b>	<b>10 330<sup>P</sup></b>	<b>7 690<sup>P</sup></b>	<b>8 250<sup>P</sup></b>	<b>8 160<sup>P</sup></b>	<b>8 600<sup>P</sup></b>	<b>7 860</b>
UK Regular Forces <sup>3</sup>	10 530	10 940	10 120 <sup>P</sup>	7 660 <sup>P</sup>	8 070 <sup>P</sup>	7 980 <sup>P</sup>	8 430 <sup>P</sup>	7 830
Gurkhas	270	280	210 <sup>P</sup>	30 <sup>P</sup>	180 <sup>P</sup>	180 <sup>P</sup>	170 <sup>P</sup>	30
<b>ROYAL AIR FORCE</b>	<b>3 330</b>	<b>4 320</b>	<b>3 940<sup>P</sup></b>	<b>2 570<sup>P</sup></b>	<b>2 400<sup>P</sup></b>	<b>2 160<sup>P</sup></b>	<b>2 190<sup>P</sup></b>	<b>1 970</b>
<b>Officers</b>	<b>1 330</b>	<b>1 310</b>	<b>1 270<sup>P</sup></b>	<b>1 150<sup>P</sup></b>	<b>1 100<sup>P</sup></b>	<b>1 030<sup>P</sup></b>	<b>990<sup>P</sup></b>	<b>940</b>
UK Regular Forces <sup>3</sup>	1 330	1 310	1 270 <sup>P</sup>	1 150 <sup>P</sup>	1 100 <sup>P</sup>	1 030 <sup>P</sup>	990 <sup>P</sup>	940
<b>Other Ranks</b>	<b>2 000</b>	<b>3 010</b>	<b>2 680<sup>P</sup></b>	<b>1 420<sup>P</sup></b>	<b>1 290<sup>P</sup></b>	<b>1 120<sup>P</sup></b>	<b>1 190<sup>P</sup></b>	<b>1 030</b>
UK Regular Forces <sup>3</sup>	2 000	3 010	2 680 <sup>P</sup>	1 420 <sup>P</sup>	1 290 <sup>P</sup>	1 120 <sup>P</sup>	1 190 <sup>P</sup>	1 030

Source: DASA (Quad-Service)

1. Full Time UK Armed Forces comprises all UK Regular Forces, Gurkhas and all Full Time Reserve Service personnel.
2. For a reservist to serve full time they are required to be trained, consequently there are no untrained FTRS.
3. UK Regular Forces does not include Gurkhas, Full Time Reserve Service (FTRS) personnel and mobilised reservists.
4. Gurkha officers are promoted from trained ranks, therefore there are no untrained Gurkha officers.
5. From 1 September 2011, the Army changed its definition of 'trained Officer' to exclude those who had not passed Phase II training. This change brings it into line with the other Services.

Data from the Joint Personnel Administration System for 2006-2009 have been reviewed and finalised, therefore some figures may differ from previous publications. Please see the introduction for more details.

Monthly information on the strength of the UK Armed Forces (officers and other ranks combined) by Service is published in the UK Armed Forces Monthly Manning Report Table 2 which can be found at [www.dasa.mod.uk](http://www.dasa.mod.uk).

**Table 3a - Strength of UK Regular Forces<sup>1</sup> by sex**

	2008 1 Apr	2009 1 Apr	2010 1 Apr	2011 1 Jan	2011 1 Apr	2011 1 Jul	2011 1 Oct	2012 1 Jan
<b>ALL SERVICES</b>	<b>186 910</b>	<b>188 600</b>	<b>191 660 P</b>	<b>187 240 P</b>	<b>186 360 P</b>	<b>184 930 P   </b>	<b>184 010 P</b>	<b>182 080</b>
of which female	17 610	17 850	18 320 P	18 000 P	17 850 P	17 800 P	17 760 P	17 610
Percentage female	9.4%	9.5%	9.6% P	9.6% P	9.6% P	9.6% P	9.7% P	9.7%
<b>Officers</b>	<b>31 730</b>	<b>31 700</b>	<b>31 930 P</b>	<b>31 800 P</b>	<b>31 830 P</b>	<b>31 850 P   </b>	<b>31 680 P</b>	<b>31 190</b>
of which female	3 760	3 830	3 890 P	3 880 P	3 900 P	3 910 P	3 880 P	3 830
Percentage female	11.9%	12.1%	12.2% P	12.2% P	12.3% P	12.3% P	12.2% P	12.3%
<b>Other Ranks</b>	<b>155 190</b>	<b>156 910</b>	<b>159 730 P</b>	<b>155 440 P</b>	<b>154 520 P</b>	<b>153 080 P</b>	<b>152 340 P</b>	<b>150 890</b>
of which female	13 840	14 020	14 430 P	14 120 P	13 950 P	13 890 P	13 890 P	13 770
Percentage female	8.9%	8.9%	9.0% P	9.1% P	9.0% P	9.1% P	9.1% P	9.1%
<b>NAVAL SERVICE</b>	<b>38 560</b>	<b>38 340</b>	<b>38 730 P</b>	<b>38 340 P</b>	<b>37 660 P</b>	<b>37 170 P</b>	<b>36 760 P</b>	<b>36 500</b>
of which female	3 680	3 660	3 710 P	3 630 P	3 530 P	3 470 P	3 420 P	3 390
Percentage female	9.5%	9.6%	9.6% P	9.5% P	9.4% P	9.3% P	9.3% P	9.3%
<b>Officers</b>	<b>7 480</b>	<b>7 410</b>	<b>7 460 P</b>	<b>7 450 P</b>	<b>7 410 P</b>	<b>7 390 P</b>	<b>7 420 P</b>	<b>7 290</b>
of which female	700	720	720 P	720 P	720 P	720 P	720 P	710
Percentage female	9.4%	9.7%	9.7% P	9.6% P	9.7% P	9.8% P	9.7% P	9.7%
<b>Other Ranks</b>	<b>31 080</b>	<b>30 930</b>	<b>31 270 P</b>	<b>30 890 P</b>	<b>30 240 P</b>	<b>29 770 P</b>	<b>29 340 P</b>	<b>29 210</b>
of which female	2 980	2 950	2 990 P	2 910 P	2 810 P	2 750 P	2 700 P	2 680
Percentage female	9.6%	9.5%	9.6% P	9.4% P	9.3% P	9.2% P	9.2% P	9.2%
<b>ARMY</b>	<b>104 980</b>	<b>106 700</b>	<b>108 870 P</b>	<b>106 050 P</b>	<b>106 230 P</b>	<b>105 750 P   </b>	<b>105 680 P</b>	<b>104 690</b>
of which female	8 220	8 320	8 570 P	8 480 P	8 480 P	8 520 P	8 610 P	8 570
Percentage female	7.8%	7.8%	7.9% P	8.0% P	8.0% P	8.1% P	8.1% P	8.2%
<b>Officers<sup>2</sup></b>	<b>14 550</b>	<b>14 510</b>	<b>14 640 P</b>	<b>14 650 P</b>	<b>14 760 P</b>	<b>14 920 P   </b>	<b>14 870 P</b>	<b>14 630</b>
of which female	1 640	1 620	1 660 P	1 640 P	1 670 P	1 680 P	1 670 P	1 650
Percentage female	11.3%	11.2%	11.3% P	11.2% P	11.3% P	11.3% P	11.2% P	11.3%
<b>Other Ranks</b>	<b>90 440</b>	<b>92 190</b>	<b>94 230 P</b>	<b>91 390 P</b>	<b>91 470 P</b>	<b>90 830 P</b>	<b>90 810 P</b>	<b>90 060</b>
of which female	6 580	6 700	6 910 P	6 830 P	6 810 P	6 840 P	6 940 P	6 920
Percentage female	7.3%	7.3%	7.3% P	7.5% P	7.4% P	7.5% P	7.6% P	7.7%
<b>ROYAL AIR FORCE</b>	<b>43 370</b>	<b>43 560</b>	<b>44 050 P</b>	<b>42 860 P</b>	<b>42 460 P</b>	<b>42 010 P</b>	<b>41 580 P</b>	<b>40 890</b>
of which female	5 700	5 870	6 040 P	5 890 P	5 840 P	5 800 P	5 730 P	5 640
Percentage female	13.2%	13.5%	13.7% P	13.7% P	13.8% P	13.8% P	13.8% P	13.8%
<b>Officers</b>	<b>9 700</b>	<b>9 780</b>	<b>9 820 P</b>	<b>9 700 P</b>	<b>9 660 P</b>	<b>9 530 P</b>	<b>9 390 P</b>	<b>9 270</b>
of which female	1 430	1 490	1 510 P	1 510 P	1 510 P	1 510 P	1 490 P	1 470
Percentage female	14.7%	15.2%	15.4% P	15.6% P	15.7% P	15.8% P	15.8% P	15.9%
<b>Other Ranks</b>	<b>33 680</b>	<b>33 780</b>	<b>34 230 P</b>	<b>33 160 P</b>	<b>32 810 P</b>	<b>32 480 P</b>	<b>32 190 P</b>	<b>31 620</b>
of which female	4 280	4 380	4 540 P	4 380 P	4 330 P	4 300 P	4 240 P	4 170
Percentage female	12.7%	13.0%	13.2% P	13.2% P	13.2% P	13.2% P	13.2% P	13.2%

Source: DASA (Quad-Service)

1. UK Regular Forces comprises trained and untrained personnel and excludes Gurkhas, Full Time Reserve Service personnel and mobilised reservists.

2. From 1 September 2011, the Army changed its definition of 'trained Officer' to exclude those who had not passed Phase II training. This change brings it into line with the other Services.

Data from the Joint Personnel Administration System for 2006 to 2009 have been reviewed and finalised, therefore some figures may differ from previous publications. Please see the commentary for more details.

Percentages are calculated from unrounded data.

**Table 3b - Strength of UK Regular Forces<sup>1</sup> by ethnic origin and nationality**

	2008 1 Apr	2009 1 Apr	2010 1 Apr	2011 1 Jan	2011 1 Apr	2011 1 Jul	2011 1 Oct	2012 1 Jan
<b>ALL SERVICES</b>	<b>186 910</b>	<b>188 600</b>	<b>191 660<sup>P</sup></b>	<b>187 240<sup>P</sup></b>	<b>186 360<sup>P</sup></b>	<b>184 930<sup>P</sup></b>	<b>184 010<sup>P</sup></b>	<b>182 080</b>
Black and Minority Ethnic (BME)	10 590	11 520	12 170 <sup>P</sup>	12 170 <sup>P</sup>	12 240 <sup>P</sup>	12 300 <sup>P</sup>	12 300 <sup>P</sup>	12 280
Percentage BME <sup>2</sup>	6.0%	6.5%	6.6% <sup>P</sup>	6.6% <sup>P</sup>	6.7% <sup>P</sup>	6.8% <sup>P</sup>	6.8% <sup>P</sup>	6.9%
of which UK	4 260	4 310	4 480 <sup>P</sup>	4 750 <sup>P</sup>	4 780 <sup>P</sup>	4 790 <sup>P</sup>	4 800 <sup>P</sup>	4 780
% UK	40.2%	37.4%	36.8% <sup>P</sup>	39.0% <sup>P</sup>	39.1% <sup>P</sup>	39.0% <sup>P</sup>	39.0% <sup>P</sup>	38.9%
of which non-UK	6 340	7 210	7 680 <sup>P</sup>	7 420 <sup>P</sup>	7 460 <sup>P</sup>	7 500 <sup>P</sup>	7 500 <sup>P</sup>	7 500
% non-UK	59.8%	62.6%	63.2% <sup>P</sup>	61.0% <sup>P</sup>	60.9% <sup>P</sup>	61.0% <sup>P</sup>	61.0% <sup>P</sup>	61.1%
White	165 510	166 430	172 850 <sup>P</sup>	170 920 <sup>P</sup>	170 440 <sup>P</sup>	169 340 <sup>P</sup>	168 590 <sup>P</sup>	166 880
Unknown	10 810	10 660	6 640 <sup>P</sup>	4 150 <sup>P</sup>	3 670 <sup>P</sup>	3 290 <sup>P</sup>	3 120 <sup>P</sup>	2 920
<b>NAVAL SERVICE</b>	<b>38 560</b>	<b>38 340</b>	<b>38 730<sup>P</sup></b>	<b>38 340<sup>P</sup></b>	<b>37 660<sup>P</sup></b>	<b>37 170<sup>P</sup></b>	<b>36 760<sup>P</sup></b>	<b>36 500</b>
Black and Minority Ethnic (BME)	1 130	1 210	1 270 <sup>P</sup>	1 300 <sup>P</sup>	1 300 <sup>P</sup>	1 290 <sup>P</sup>	1 260 <sup>P</sup>	1 260
Percentage BME <sup>2</sup>	3.0%	3.3%	3.4% <sup>P</sup>	3.5% <sup>P</sup>	3.5% <sup>P</sup>	3.5% <sup>P</sup>	3.5% <sup>P</sup>	3.5%
of which UK	640	650	680 <sup>P</sup>	710 <sup>P</sup>	710 <sup>P</sup>	700 <sup>P</sup>	680 <sup>P</sup>	690
% UK	57.1%	53.8%	53.6% <sup>P</sup>	54.5% <sup>P</sup>	54.4% <sup>P</sup>	54.6% <sup>P</sup>	54.5% <sup>P</sup>	54.9%
of which non-UK	480	560	590 <sup>P</sup>	590 <sup>P</sup>	590 <sup>P</sup>	580 <sup>P</sup>	570 <sup>P</sup>	570
% non-UK	42.9%	46.2%	46.4% <sup>P</sup>	45.5% <sup>P</sup>	45.6% <sup>P</sup>	45.4% <sup>P</sup>	45.5% <sup>P</sup>	45.1%
White	36 030	35 450	35 920 <sup>P</sup>	35 750 <sup>P</sup>	35 520 <sup>P</sup>	35 280 <sup>P</sup>	34 910 <sup>P</sup>	34 690
Unknown	1 400	1 690	1 540 <sup>P</sup>	1 290 <sup>P</sup>	840 <sup>P</sup>	600 <sup>P</sup>	590 <sup>P</sup>	540
<b>ARMY</b>	<b>104 980</b>	<b>106 700</b>	<b>108 870<sup>P</sup></b>	<b>106 050<sup>P</sup></b>	<b>106 230<sup>P</sup></b>	<b>105 750<sup>P</sup></b>	<b>105 680<sup>P</sup></b>	<b>104 690</b>
Black and Minority Ethnic (BME)	8 580	9 420	10 010 <sup>P</sup>	10 030 <sup>P</sup>	10 100 <sup>P</sup>	10 190 <sup>P</sup>	10 240 <sup>P</sup>	10 230
Percentage BME <sup>2</sup>	8.7%	9.4%	9.4% <sup>P</sup>	9.5% <sup>P</sup>	9.6% <sup>P</sup>	9.7% <sup>P</sup>	9.7% <sup>P</sup>	9.8%
of which UK	2 780	2 840	2 990 <sup>P</sup>	3 260 <sup>P</sup>	3 310 <sup>P</sup>	3 340 <sup>P</sup>	3 370 <sup>P</sup>	3 360
% UK	32.4%	30.1%	29.8% <sup>P</sup>	32.5% <sup>P</sup>	32.7% <sup>P</sup>	32.8% <sup>P</sup>	32.9% <sup>P</sup>	32.9%
of which non-UK	5 800	6 590	7 020 <sup>P</sup>	6 770 <sup>P</sup>	6 790 <sup>P</sup>	6 850 <sup>P</sup>	6 870 <sup>P</sup>	6 870
% non-UK	67.6%	69.9%	70.2% <sup>P</sup>	67.5% <sup>P</sup>	67.3% <sup>P</sup>	67.2% <sup>P</sup>	67.1% <sup>P</sup>	67.1%
White	89 550	90 600	95 980 <sup>P</sup>	95 260 <sup>P</sup>	95 360 <sup>P</sup>	94 950 <sup>P</sup>	94 950 <sup>P</sup>	94 070
Unknown	6 850	6 680	2 890 <sup>P</sup>	760 <sup>P</sup>	770 <sup>P</sup>	610 <sup>P</sup>	490 <sup>P</sup>	390
<b>ROYAL AIR FORCE</b>	<b>43 370</b>	<b>43 560</b>	<b>44 050<sup>P</sup></b>	<b>42 860<sup>P</sup></b>	<b>42 460<sup>P</sup></b>	<b>42 010<sup>P</sup></b>	<b>41 580<sup>P</sup></b>	<b>40 890</b>
Black and Minority Ethnic (BME)	880	890	890 <sup>P</sup>	850 <sup>P</sup>	840 <sup>P</sup>	820 <sup>P</sup>	810 <sup>P</sup>	790
Percentage BME <sup>2</sup>	2.2%	2.1%	2.1% <sup>P</sup>	2.1% <sup>P</sup>	2.1% <sup>P</sup>	2.0% <sup>P</sup>	2.0% <sup>P</sup>	2.0%
of which UK	830	820	820 <sup>P</sup>	780 <sup>P</sup>	770 <sup>P</sup>	750 <sup>P</sup>	740 <sup>P</sup>	720
% UK	94.4%	92.6%	92.0% <sup>P</sup>	91.8% <sup>P</sup>	91.9% <sup>P</sup>	91.7% <sup>P</sup>	92.0% <sup>P</sup>	91.6%
of which non-UK	50	70	70 <sup>P</sup>	70 <sup>P</sup>	70 <sup>P</sup>	70 <sup>P</sup>	60 <sup>P</sup>	70
% non-UK	5.6%	7.4%	8.0% <sup>P</sup>	8.2% <sup>P</sup>	8.1% <sup>P</sup>	8.3% <sup>P</sup>	8.0% <sup>P</sup>	8.4%
White	39 930	40 380	40 950 <sup>P</sup>	39 910 <sup>P</sup>	39 560 <sup>P</sup>	39 110 <sup>P</sup>	38 730 <sup>P</sup>	38 120
Unknown	2 560	2 290	2 210 <sup>P</sup>	2 100 <sup>P</sup>	2 060 <sup>P</sup>	2 080 <sup>P</sup>	2 030 <sup>P</sup>	1 990

Source: DASA (Quad-Service)

1. UK Regular Forces comprises trained and untrained personnel and excludes Gurkhas, Full Time Reserve Service personnel and mobilised reservists.

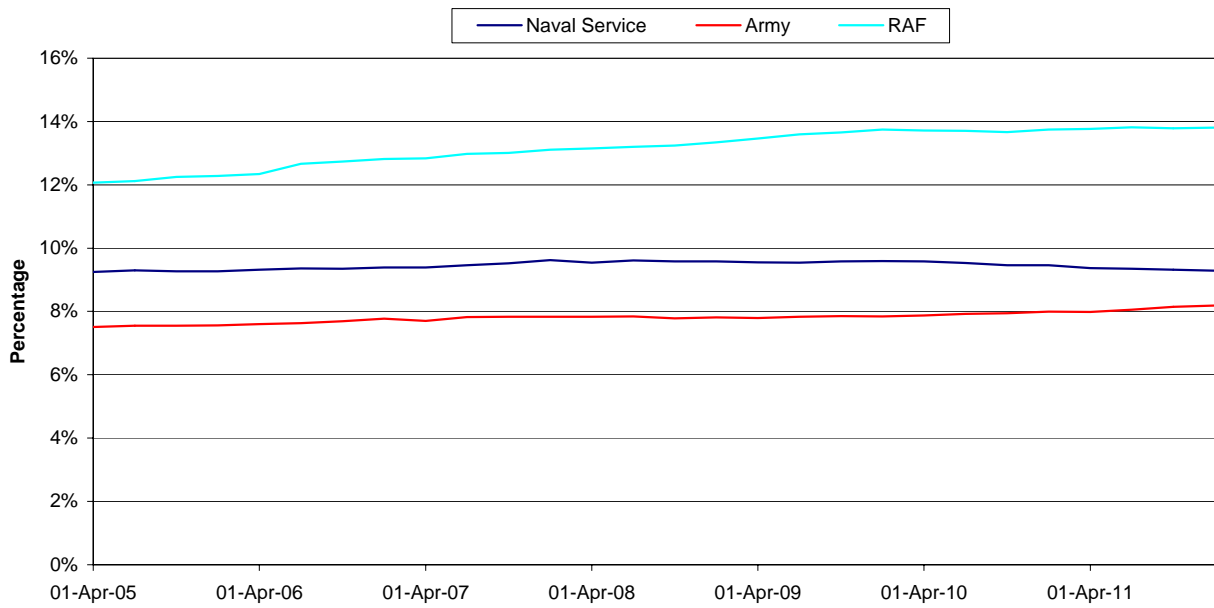
2. Black and Minority Ethnic percentage figures are based on those with a known ethnic origin.

Data from the Joint Personnel Administration System for 2006 to 2009 have been reviewed and finalised, therefore some figures may differ from previous publications. Please see the introduction for more details.

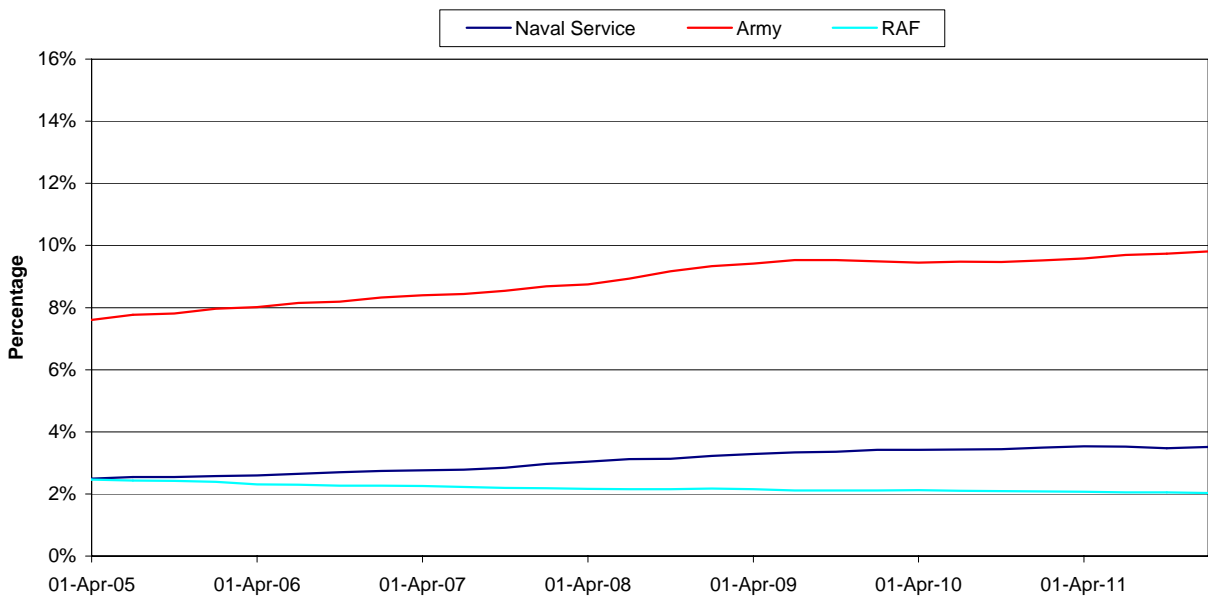
Percentages are calculated from unrounded data.

## Strength of UK Regular Forces

**Graph 3.1: Females as a percentage of strength by Service**



**Graph 3.2: BME personnel as a percentage of strength by Service**



Black and Minority Ethnic (BME) percentage figures are based on those with a known ethnic origin. Tables showing data on strength split by sex and ethnic origin from 1 April 2005 to 1 April 2008 are shown in TSP4 Table 3 and 3a which can be found at [www.dasa.mod.uk](http://www.dasa.mod.uk).

**Table 4a - Intake<sup>1</sup> to UK Regular Forces<sup>2</sup>, trained and untrained**

	Financial Year	Financial Year	12-Months Ending:					Financial Year
	2008/09	2009/10	2010 31 Dec	2011 31 Mar	2011 30 Jun	2011 30 Sep	2011 31 Dec	to 2011 31 Dec
<b>ALL SERVICES</b>	<b>23 190</b>	<b>21 800<sup>P</sup></b>	<b>14 470<sup>P</sup></b>	<b>12 800<sup>P</sup></b>	<b>13 970<sup>P</sup></b>	<b>14 380<sup>P</sup></b>	<b>13 940<sup>P</sup></b>	<b>10 440<sup>P</sup></b>
To untrained	21 960	20 890 <sup>P</sup>	14 090 <sup>P</sup>	12 440 <sup>P</sup>	13 610 <sup>P</sup>	14 010 <sup>P</sup>	13 570 <sup>P</sup>	10 200 <sup>P</sup>
Trained direct entrants	1 230	920 <sup>P</sup>	370 <sup>P</sup>	360 <sup>P</sup>	360 <sup>P</sup>	370 <sup>P</sup>	360 <sup>P</sup>	240 <sup>P</sup>
<b>Officers</b>	<b>1 690</b>	<b>1 590<sup>P</sup></b>	<b>1 440<sup>P</sup></b>	<b>1 360<sup>P</sup></b>	<b>1 330<sup>P</sup></b>	<b>1 210<sup>P</sup></b>	<b>1 140<sup>P</sup></b>	<b>780<sup>P</sup></b>
To untrained	1 590	1 510 <sup>P</sup>	1 380 <sup>P</sup>	1 300 <sup>P</sup>	1 280 <sup>P</sup>	1 180 <sup>P</sup>	1 110 <sup>P</sup>	760 <sup>P</sup>
Trained direct entrants	100	80 <sup>P</sup>	60 <sup>P</sup>	50 <sup>P</sup>	40 <sup>P</sup>	40 <sup>P</sup>	30 <sup>P</sup>	20 <sup>P</sup>
<b>Other Ranks</b>	<b>21 500</b>	<b>20 210<sup>P</sup></b>	<b>13 020<sup>P</sup></b>	<b>11 440<sup>P</sup></b>	<b>12 640<sup>P</sup></b>	<b>13 170<sup>P</sup></b>	<b>12 800<sup>P</sup></b>	<b>9 660<sup>P</sup></b>
To untrained	20 380	19 380 <sup>P</sup>	12 720 <sup>P</sup>	11 130 <sup>P</sup>	12 330 <sup>P</sup>	12 830 <sup>P</sup>	12 460 <sup>P</sup>	9 440 <sup>P</sup>
Trained direct entrants	1 130	830 <sup>P</sup>	310 <sup>P</sup>	310 <sup>P</sup>	310 <sup>P</sup>	330 <sup>P</sup>	340 <sup>P</sup>	220 <sup>P</sup>
<b>NAVAL SERVICE</b>	<b>4 240</b>	<b>4 150<sup>P</sup></b>	<b>3 330<sup>P</sup></b>	<b>2 550<sup>P</sup></b>	<b>2 080<sup>P</sup></b>	<b>2 000<sup>P</sup></b>	<b>1 880<sup>P</sup></b>	<b>1 580<sup>P</sup></b>
To untrained	4 160	4 050 <sup>P</sup>	3 260 <sup>P</sup>	2 500 <sup>P</sup>	2 040 <sup>P</sup>	1 970 <sup>P</sup>	1 850 <sup>P</sup>	1 560 <sup>P</sup>
Trained direct entrants	70	100 <sup>P</sup>	80 <sup>P</sup>	50 <sup>P</sup>	40 <sup>P</sup>	30 <sup>P</sup>	30 <sup>P</sup>	20 <sup>P</sup>
<b>Officers</b>	<b>310</b>	<b>390<sup>P</sup></b>	<b>370<sup>P</sup></b>	<b>300<sup>P</sup></b>	<b>290<sup>P</sup></b>	<b>260<sup>P</sup></b>	<b>260<sup>P</sup></b>	<b>230<sup>P</sup></b>
To untrained	300	380 <sup>P</sup>	360 <sup>P</sup>	290 <sup>P</sup>	290 <sup>P</sup>	260 <sup>P</sup>	250 <sup>P</sup>	220 <sup>P</sup>
Trained direct entrants	10	10 <sup>P</sup>	10 <sup>P</sup>	- <sup>P</sup>	- <sup>P</sup>	- <sup>P</sup>	- <sup>P</sup>	- <sup>P</sup>
<b>Other Ranks</b>	<b>3 930</b>	<b>3 760<sup>P</sup></b>	<b>2 960<sup>P</sup></b>	<b>2 250<sup>P</sup></b>	<b>1 790<sup>P</sup></b>	<b>1 750<sup>P</sup></b>	<b>1 630<sup>P</sup></b>	<b>1 350<sup>P</sup></b>
To untrained	3 870	3 660 <sup>P</sup>	2 900 <sup>P</sup>	2 200 <sup>P</sup>	1 750 <sup>P</sup>	1 720 <sup>P</sup>	1 600 <sup>P</sup>	1 340 <sup>P</sup>
Trained direct entrants	60	90 <sup>P</sup>	70 <sup>P</sup>	50 <sup>P</sup>	40 <sup>P</sup>	30 <sup>P</sup>	30 <sup>P</sup>	20 <sup>P</sup>
<b>ARMY<sup>3</sup></b>	<b>14 660</b>	<b>14 180<sup>P</sup></b>	<b>9 230<sup>P</sup></b>	<b>8 820<sup>P</sup></b>	<b>10 480<sup>P</sup></b>	<b>11 000<sup>P</sup></b>	<b>10 730<sup>P</sup></b>	<b>7 840<sup>P</sup></b>
To untrained	13 530	13 400 <sup>P</sup>	8 960 <sup>P</sup>	8 530 <sup>P</sup>	10 180 <sup>P</sup>	10 680 <sup>P</sup>	10 410 <sup>P</sup>	7 630 <sup>P</sup>
Trained direct entrants	1 130	780 <sup>P</sup>	270 <sup>P</sup>	290 <sup>P</sup>	300 <sup>P</sup>	320 <sup>P</sup>	320 <sup>P</sup>	210 <sup>P</sup>
<b>Officers</b>	<b>840</b>	<b>800<sup>P</sup></b>	<b>770<sup>P</sup></b>	<b>780<sup>P</sup></b>	<b>790<sup>P</sup></b>	<b>770<sup>P</sup></b>	<b>760<sup>P</sup></b>	<b>500<sup>P</sup></b>
To untrained	770	740 <sup>P</sup>	730 <sup>P</sup>	740 <sup>P</sup>	760 <sup>P</sup>	740 <sup>P</sup>	740 <sup>P</sup>	480 <sup>P</sup>
Trained direct entrants	70	60 <sup>P</sup>	40 <sup>P</sup>	40 <sup>P</sup>	40 <sup>P</sup>	30 <sup>P</sup>	20 <sup>P</sup>	10 <sup>P</sup>
<b>Other Ranks</b>	<b>13 820</b>	<b>13 390<sup>P</sup></b>	<b>8 460<sup>P</sup></b>	<b>8 040<sup>P</sup></b>	<b>9 680<sup>P</sup></b>	<b>10 230<sup>P</sup></b>	<b>9 960<sup>P</sup></b>	<b>7 340<sup>P</sup></b>
To untrained	12 760	12 660 <sup>P</sup>	8 230 <sup>P</sup>	7 790 <sup>P</sup>	9 420 <sup>P</sup>	9 940 <sup>P</sup>	9 670 <sup>P</sup>	7 150 <sup>P</sup>
Trained direct entrants	1 050	720 <sup>P</sup>	230 <sup>P</sup>	250 <sup>P</sup>	260 <sup>P</sup>	290 <sup>P</sup>	300 <sup>P</sup>	190 <sup>P</sup>
<b>ROYAL AIR FORCE</b>	<b>4 300</b>	<b>3 470<sup>P</sup></b>	<b>1 900<sup>P</sup></b>	<b>1 430<sup>P</sup></b>	<b>1 410<sup>P</sup></b>	<b>1 370<sup>P</sup></b>	<b>1 320<sup>P</sup></b>	<b>1 020<sup>P</sup></b>
To untrained	4 270	3 440 <sup>P</sup>	1 880 <sup>P</sup>	1 410 <sup>P</sup>	1 400 <sup>P</sup>	1 360 <sup>P</sup>	1 310 <sup>P</sup>	1 010 <sup>P</sup>
Trained direct entrants	30	30 <sup>P</sup>	30 <sup>P</sup>	20 <sup>P</sup>	20 <sup>P</sup>	10 <sup>P</sup>	10 <sup>P</sup>	10 <sup>P</sup>
<b>Officers</b>	<b>540</b>	<b>400<sup>P</sup></b>	<b>300<sup>P</sup></b>	<b>280<sup>P</sup></b>	<b>240<sup>P</sup></b>	<b>180<sup>P</sup></b>	<b>120<sup>P</sup></b>	<b>50<sup>P</sup></b>
To untrained	520	380 <sup>P</sup>	290 <sup>P</sup>	270 <sup>P</sup>	240 <sup>P</sup>	180 <sup>P</sup>	120 <sup>P</sup>	50 <sup>P</sup>
Trained direct entrants	20	20 <sup>P</sup>	10 <sup>P</sup>	10 <sup>P</sup>	- <sup>P</sup>	- <sup>P</sup>	- <sup>P</sup>	- <sup>P</sup>
<b>Other Ranks</b>	<b>3 760</b>	<b>3 070<sup>P</sup></b>	<b>1 600<sup>P</sup></b>	<b>1 150<sup>P</sup></b>	<b>1 170<sup>P</sup></b>	<b>1 190<sup>P</sup></b>	<b>1 200<sup>P</sup></b>	<b>960<sup>P</sup></b>
To untrained	3 750	3 050 <sup>P</sup>	1 590 <sup>P</sup>	1 140 <sup>P</sup>	1 160 <sup>P</sup>	1 180 <sup>P</sup>	1 190 <sup>P</sup>	950 <sup>P</sup>
Trained direct entrants	10	20 <sup>P</sup>	20 <sup>P</sup>	10 <sup>P</sup>	10 <sup>P</sup>	10 <sup>P</sup>	10 <sup>P</sup>	10 <sup>P</sup>

Source: DASA (Quad-Service)

1. Figures show Intake to UK Regular Forces, both trained and untrained, which comprises new entrants, re-entrants, direct trained entrants (including professionally qualified officers) and intake from the reserves. They exclude all movements within the Regular Forces; including flows from untrained to trained strength, transfers between Services and flows from ranks to officer due to promotion.
2. UK Regular Forces comprises trained and untrained personnel. It does not include Gurkhas, Full Time Reserve personnel, and mobilised reservists.
3. From 1 April 2009 onwards, Army intake figures include transfers from the Gurkhas to the UK Regular Forces.

Data from the Joint Personnel Administration System for 2006/07 to 2008/09 have been reviewed and finalised, therefore some figures may differ from previous publications. Please see the introduction for more details.

Information showing intake to the UK Regular Forces by Service can be seen on a monthly basis in table 3 of the UK Armed Forces Monthly Manning Report which can be found at [www.dasa.mod.uk](http://www.dasa.mod.uk).

**Table 4b - Intake<sup>1</sup> to UK Regular Forces<sup>2</sup> by sex**

	Financial Year	Financial Year	12-Months Ending:					Financial Year
	2008/09	2009/10	2010 31 Dec	2011 31 Mar	2011 30 Jun	2011 30 Sep	2011 31 Dec	to 2011 31 Dec
<b>ALL SERVICES</b>	<b>23 190</b>	<b>21 800<sup>P</sup></b>	<b>14 470<sup>P</sup></b>	<b>12 800<sup>P</sup></b>	<b>13 970<sup>P</sup></b>	<b>14 380<sup>P</sup></b>	<b>13 940<sup>P</sup></b>	<b>10 440<sup>P</sup></b>
<i>Percentage female</i>	9.2%	8.9% <sup>P</sup>	9.1% <sup>P</sup>	8.8% <sup>P</sup>	8.5% <sup>P</sup>	8.9% <sup>P</sup>	8.4% <sup>P</sup>	9.1% <sup>P</sup>
<b>Officers</b>	<b>1 690</b>	<b>1 590<sup>P</sup></b>	<b>1 440<sup>P</sup></b>	<b>1 360<sup>P</sup></b>	<b>1 330<sup>P</sup></b>	<b>1 210<sup>P</sup></b>	<b>1 140<sup>P</sup></b>	<b>780<sup>P</sup></b>
of which female	300	250 <sup>P</sup>	220 <sup>P</sup>	210 <sup>P</sup>	220 <sup>P</sup>	210 <sup>P</sup>	180 <sup>P</sup>	120 <sup>P</sup>
<i>Percentage female</i>	18.0%	15.6% <sup>P</sup>	15.0% <sup>P</sup>	15.8% <sup>P</sup>	16.3% <sup>P</sup>	17.3% <sup>P</sup>	15.9% <sup>P</sup>	15.1% <sup>P</sup>
<b>Other Ranks</b>	<b>21 500</b>	<b>20 210<sup>P</sup></b>	<b>13 020<sup>P</sup></b>	<b>11 440<sup>P</sup></b>	<b>12 640<sup>P</sup></b>	<b>13 170<sup>P</sup></b>	<b>12 800<sup>P</sup></b>	<b>9 660<sup>P</sup></b>
of which female	1 830	1 690 <sup>P</sup>	1 100 <sup>P</sup>	910 <sup>P</sup>	980 <sup>P</sup>	1 070 <sup>P</sup>	990 <sup>P</sup>	830 <sup>P</sup>
<i>Percentage female</i>	8.5%	8.4% <sup>P</sup>	8.4% <sup>P</sup>	8.0% <sup>P</sup>	7.7% <sup>P</sup>	8.1% <sup>P</sup>	7.7% <sup>P</sup>	8.6% <sup>P</sup>
<b>NAVAL SERVICE</b>	<b>4 240</b>	<b>4 150<sup>P</sup></b>	<b>3 330<sup>P</sup></b>	<b>2 550<sup>P</sup></b>	<b>2 080<sup>P</sup></b>	<b>2 000<sup>P</sup></b>	<b>1 880<sup>P</sup></b>	<b>1 580<sup>P</sup></b>
<i>Percentage female</i>	10.5%	9.4% <sup>P</sup>	7.7% <sup>P</sup>	6.7% <sup>P</sup>	7.0% <sup>P</sup>	7.7% <sup>P</sup>	7.8% <sup>P</sup>	9.0% <sup>P</sup>
<b>Officers</b>	<b>310</b>	<b>390<sup>P</sup></b>	<b>370<sup>P</sup></b>	<b>300<sup>P</sup></b>	<b>290<sup>P</sup></b>	<b>260<sup>P</sup></b>	<b>260<sup>P</sup></b>	<b>230<sup>P</sup></b>
of which female	50	50 <sup>P</sup>	40 <sup>P</sup>	30 <sup>P</sup>	40 <sup>P</sup>	40 <sup>P</sup>	40 <sup>P</sup>	30 <sup>P</sup>
<i>Percentage female</i>	16.9%	12.9% <sup>P</sup>	9.5% <sup>P</sup>	9.4% <sup>P</sup>	12.0% <sup>P</sup>	15.5% <sup>P</sup>	14.1% <sup>P</sup>	14.0% <sup>P</sup>
<b>Other Ranks</b>	<b>3 930</b>	<b>3 760<sup>P</sup></b>	<b>2 960<sup>P</sup></b>	<b>2 250<sup>P</sup></b>	<b>1 790<sup>P</sup></b>	<b>1 750<sup>P</sup></b>	<b>1 630<sup>P</sup></b>	<b>1 350<sup>P</sup></b>
of which female	390	340 <sup>P</sup>	220 <sup>P</sup>	140 <sup>P</sup>	110 <sup>P</sup>	110 <sup>P</sup>	110 <sup>P</sup>	110 <sup>P</sup>
<i>Percentage female</i>	9.9%	9.0% <sup>P</sup>	7.5% <sup>P</sup>	6.3% <sup>P</sup>	6.2% <sup>P</sup>	6.5% <sup>P</sup>	6.8% <sup>P</sup>	8.1% <sup>P</sup>
<b>ARMY<sup>3</sup></b>	<b>14 660</b>	<b>14 180<sup>P</sup></b>	<b>9 230<sup>P</sup></b>	<b>8 820<sup>P</sup></b>	<b>10 480<sup>P</sup></b>	<b>11 000<sup>P</sup></b>	<b>10 730<sup>P</sup></b>	<b>7 840<sup>P</sup></b>
<i>Percentage female</i>	6.9%	6.8% <sup>P</sup>	8.3% <sup>P</sup>	8.0% <sup>P</sup>	7.8% <sup>P</sup>	8.1% <sup>P</sup>	7.7% <sup>P</sup>	8.4% <sup>P</sup>
<b>Officers</b>	<b>840</b>	<b>800<sup>P</sup></b>	<b>770<sup>P</sup></b>	<b>780<sup>P</sup></b>	<b>790<sup>P</sup></b>	<b>770<sup>P</sup></b>	<b>760<sup>P</sup></b>	<b>500<sup>P</sup></b>
of which female	130	120 <sup>P</sup>	120 <sup>P</sup>	120 <sup>P</sup>	110 <sup>P</sup>	100 <sup>P</sup>	100 <sup>P</sup>	60 <sup>P</sup>
<i>Percentage female</i>	15.3%	14.7% <sup>P</sup>	15.5% <sup>P</sup>	14.9% <sup>P</sup>	14.1% <sup>P</sup>	13.7% <sup>P</sup>	13.5% <sup>P</sup>	12.7% <sup>P</sup>
<b>Other Ranks</b>	<b>13 820</b>	<b>13 390<sup>P</sup></b>	<b>8 460<sup>P</sup></b>	<b>8 040<sup>P</sup></b>	<b>9 680<sup>P</sup></b>	<b>10 230<sup>P</sup></b>	<b>9 960<sup>P</sup></b>	<b>7 340<sup>P</sup></b>
of which female	890	850 <sup>P</sup>	650 <sup>P</sup>	590 <sup>P</sup>	700 <sup>P</sup>	780 <sup>P</sup>	720 <sup>P</sup>	600 <sup>P</sup>
<i>Percentage female</i>	6.4%	6.4% <sup>P</sup>	7.7% <sup>P</sup>	7.4% <sup>P</sup>	7.2% <sup>P</sup>	7.7% <sup>P</sup>	7.2% <sup>P</sup>	8.1% <sup>P</sup>
<b>ROYAL AIR FORCE</b>	<b>4 300</b>	<b>3 470<sup>P</sup></b>	<b>1 900<sup>P</sup></b>	<b>1 430<sup>P</sup></b>	<b>1 410<sup>P</sup></b>	<b>1 370<sup>P</sup></b>	<b>1 320<sup>P</sup></b>	<b>1 020<sup>P</sup></b>
<i>Percentage female</i>	15.8%	16.7% <sup>P</sup>	15.3% <sup>P</sup>	17.2% <sup>P</sup>	16.7% <sup>P</sup>	17.0% <sup>P</sup>	15.0% <sup>P</sup>	14.5% <sup>P</sup>
<b>Officers</b>	<b>540</b>	<b>400<sup>P</sup></b>	<b>300<sup>P</sup></b>	<b>280<sup>P</sup></b>	<b>240<sup>P</sup></b>	<b>180<sup>P</sup></b>	<b>120<sup>P</sup></b>	<b>50<sup>P</sup></b>
of which female	120	80 <sup>P</sup>	60 <sup>P</sup>	70 <sup>P</sup>	70 <sup>P</sup>	60 <sup>P</sup>	40 <sup>P</sup>	20 <sup>P</sup>
<i>Percentage female</i>	22.9%	20.0% <sup>P</sup>	20.4% <sup>P</sup>	25.4% <sup>P</sup>	28.6% <sup>P</sup>	35.1% <sup>P</sup>	35.5% <sup>P</sup>	42.6% <sup>P</sup>
<b>Other Ranks</b>	<b>3 760</b>	<b>3 070<sup>P</sup></b>	<b>1 600<sup>P</sup></b>	<b>1 150<sup>P</sup></b>	<b>1 170<sup>P</sup></b>	<b>1 190<sup>P</sup></b>	<b>1 200<sup>P</sup></b>	<b>960<sup>P</sup></b>
of which female	560	500 <sup>P</sup>	230 <sup>P</sup>	180 <sup>P</sup>	170 <sup>P</sup>	170 <sup>P</sup>	160 <sup>P</sup>	120 <sup>P</sup>
<i>Percentage female</i>	14.8%	16.3% <sup>P</sup>	14.4% <sup>P</sup>	15.2% <sup>P</sup>	14.2% <sup>P</sup>	14.2% <sup>P</sup>	13.0% <sup>P</sup>	12.9% <sup>P</sup>

Source: DASA (Quad-Service)

1. Figures show intake to UK Regular Forces, both trained and untrained, which comprises new entrants, re-entrants, direct trained entrants (including professionally qualified officers) and intake from the reserves. They exclude all movements within the Regular Forces; including flows from untrained to trained strength, transfers between Services and flows from ranks to officer due to promotion.

2. UK Regular Forces comprises trained and untrained personnel. It does not include Gurkhas, Full Time Reserve personnel, and mobilised reservists.

3. From 1 April 2009 onwards, Army intake figures include transfers from the Gurkhas to the UK Regular Forces.

Percentages are calculated from unrounded data.

Data from the Joint Personnel Administration System for 2006/07 to 2008/09 have been reviewed and finalised, therefore some figures may differ from previous publications. Please see the introduction for more details.

Information showing intake to the UK Regular Forces by Service can be seen on a monthly basis in Table 3 of the UK Armed Forces Monthly Manning Report which can be found at [www.dasa.mod.uk](http://www.dasa.mod.uk).

**Table 4c - Intake<sup>1</sup> to UK Regular Forces<sup>2</sup> by ethnic origin and nationality**

	Financial Year	Financial Year	12-Months Ending:					Financial Year
	2008/09	2009/10	2010 31 Dec	2011 31 Mar	2011 30 Jun	2011 30 Sep	2011 31 Dec	to 2011 31 Dec
<b>ALL SERVICES</b>	<b>23 190</b>	<b>21 800<sup>P</sup></b>	<b>14 470<sup>P</sup></b>	<b>12 800<sup>P</sup></b>	<b>13 970<sup>P</sup></b>	<b>14 380<sup>P</sup></b>	<b>13 940<sup>P</sup></b>	<b>10 440<sup>P</sup></b>
Black and Minority Ethnic (BME)	2,000	1,400 <sup>P</sup>	690 <sup>P</sup>	710 <sup>P</sup>	880 <sup>P</sup>	990 <sup>P</sup>	990 <sup>P</sup>	740 <sup>P</sup>
Percentage BME <sup>3</sup>	9.4%	6.9% <sup>P</sup>	5.1% <sup>P</sup>	5.9% <sup>P</sup>	6.8% <sup>P</sup>	7.3% <sup>P</sup>	7.5% <sup>P</sup>	7.3% <sup>P</sup>
of which UK	440	420 <sup>P</sup>	310 <sup>P</sup>	270 <sup>P</sup>	320 <sup>P</sup>	340 <sup>P</sup>	320 <sup>P</sup>	250 <sup>P</sup>
% UK	22.8%	30.7% <sup>P</sup>	45.4% <sup>P</sup>	42.0% <sup>P</sup>	38.3% <sup>P</sup>	36.1% <sup>P</sup>	34.6% <sup>P</sup>	34.9% <sup>P</sup>
of which non-UK	1,510	950 <sup>P</sup>	380 <sup>P</sup>	380 <sup>P</sup>	520 <sup>P</sup>	600 <sup>P</sup>	610 <sup>P</sup>	470 <sup>P</sup>
% non-UK	77.2%	69.3% <sup>P</sup>	54.6% <sup>P</sup>	58.0% <sup>P</sup>	61.7% <sup>P</sup>	63.9% <sup>P</sup>	65.4% <sup>P</sup>	65.1% <sup>P</sup>
White	19 340	18 950 <sup>P</sup>	12 910 <sup>P</sup>	11 160 <sup>P</sup>	12 180 <sup>P</sup>	12 650 <sup>P</sup>	12 190 <sup>P</sup>	9 300 <sup>P</sup>
Unknown	1,850	1,460 <sup>P</sup>	860 <sup>P</sup>	930 <sup>P</sup>	900 <sup>P</sup>	740 <sup>P</sup>	760 <sup>P</sup>	400 <sup>P</sup>
<b>NAVAL SERVICE</b>	<b>4 240</b>	<b>4 150<sup>P</sup></b>	<b>3 330<sup>P</sup></b>	<b>2 550<sup>P</sup></b>	<b>2 080<sup>P</sup></b>	<b>2 000<sup>P</sup></b>	<b>1 880<sup>P</sup></b>	<b>1 580<sup>P</sup></b>
Black and Minority Ethnic (BME)	180	150 <sup>P</sup>	110 <sup>P</sup>	90 <sup>P</sup>	70 <sup>P</sup>	60 <sup>P</sup>	50 <sup>P</sup>	40 <sup>P</sup>
Percentage BME <sup>3</sup>	5.3%	3.9% <sup>P</sup>	3.5% <sup>P</sup>	3.6% <sup>P</sup>	3.7% <sup>P</sup>	3.1% <sup>P</sup>	2.9% <sup>P</sup>	2.9% <sup>P</sup>
of which UK	50	80 <sup>P</sup>	70 <sup>P</sup>	50 <sup>P</sup>	50 <sup>P</sup>	40 <sup>P</sup>	40 <sup>P</sup>	30 <sup>P</sup>
% UK	29.0%	52.4% <sup>P</sup>	60.9% <sup>P</sup>	57.0% <sup>P</sup>	67.6% <sup>P</sup>	63.2% <sup>P</sup>	90.2% <sup>P</sup>	93.9% <sup>P</sup>
of which non-UK	130	70 <sup>P</sup>	40 <sup>P</sup>	40 <sup>P</sup>	20 <sup>P</sup>	20 <sup>P</sup>	- <sup>P</sup>	- <sup>P</sup>
% non-UK	71.0%	47.6% <sup>P</sup>	39.1% <sup>P</sup>	43.0% <sup>P</sup>	32.4% <sup>P</sup>	36.8% <sup>P</sup>	- <sup>P</sup>	- <sup>P</sup>
White	3 240	3 680 <sup>P</sup>	3 030 <sup>P</sup>	2 300 <sup>P</sup>	1 880 <sup>P</sup>	1 820 <sup>P</sup>	1 710 <sup>P</sup>	1 440 <sup>P</sup>
Unknown	810	320 <sup>P</sup>	190 <sup>P</sup>	160 <sup>P</sup>	130 <sup>P</sup>	120 <sup>P</sup>	120 <sup>P</sup>	100 <sup>P</sup>
<b>ARMY<sup>4</sup></b>	<b>14 660</b>	<b>14 180<sup>P</sup></b>	<b>9 230<sup>P</sup></b>	<b>8 820<sup>P</sup></b>	<b>10 480<sup>P</sup></b>	<b>11 000<sup>P</sup></b>	<b>10 730<sup>P</sup></b>	<b>7 840<sup>P</sup></b>
Black and Minority Ethnic (BME)	1 710	1 160 <sup>P</sup>	540 <sup>P</sup>	590 <sup>P</sup>	790 <sup>P</sup>	910 <sup>P</sup>	920 <sup>P</sup>	680 <sup>P</sup>
Percentage BME <sup>3</sup>	12.5%	8.9% <sup>P</sup>	6.3% <sup>P</sup>	7.3% <sup>P</sup>	8.1% <sup>P</sup>	8.7% <sup>P</sup>	9.0% <sup>P</sup>	8.9% <sup>P</sup>
of which UK	310	260 <sup>P</sup>	210 <sup>P</sup>	200 <sup>P</sup>	250 <sup>P</sup>	280 <sup>P</sup>	260 <sup>P</sup>	210 <sup>P</sup>
% UK	18.7%	23.3% <sup>P</sup>	38.8% <sup>P</sup>	37.2% <sup>P</sup>	34.1% <sup>P</sup>	32.8% <sup>P</sup>	30.5% <sup>P</sup>	30.6% <sup>P</sup>
of which non-UK	1 360	860 <sup>P</sup>	330 <sup>P</sup>	340 <sup>P</sup>	490 <sup>P</sup>	580 <sup>P</sup>	600 <sup>P</sup>	470 <sup>P</sup>
% non-UK	81.3%	76.7% <sup>P</sup>	61.2% <sup>P</sup>	62.8% <sup>P</sup>	65.9% <sup>P</sup>	67.2% <sup>P</sup>	69.5% <sup>P</sup>	69.4% <sup>P</sup>
White	11 940	11 920 <sup>P</sup>	8 040 <sup>P</sup>	7 480 <sup>P</sup>	8 980 <sup>P</sup>	9 540 <sup>P</sup>	9 240 <sup>P</sup>	6 930 <sup>P</sup>
Unknown	1 010	1 100 <sup>P</sup>	650 <sup>P</sup>	750 <sup>P</sup>	700 <sup>P</sup>	550 <sup>P</sup>	570 <sup>P</sup>	230 <sup>P</sup>
<b>ROYAL AIR FORCE</b>	<b>4 300</b>	<b>3 470<sup>P</sup></b>	<b>1 900<sup>P</sup></b>	<b>1 430<sup>P</sup></b>	<b>1 410<sup>P</sup></b>	<b>1 370<sup>P</sup></b>	<b>1 320<sup>P</sup></b>	<b>1 020<sup>P</sup></b>
Black and Minority Ethnic (BME)	100	90 <sup>P</sup>	40 <sup>P</sup>	30 <sup>P</sup>	20 <sup>P</sup>	20 <sup>P</sup>	20 <sup>P</sup>	20 <sup>P</sup>
Percentage BME <sup>3</sup>	2.4%	2.7% <sup>P</sup>	2.3% <sup>P</sup>	1.8% <sup>P</sup>	1.6% <sup>P</sup>	1.8% <sup>P</sup>	1.8% <sup>P</sup>	1.7% <sup>P</sup>
of which UK	80	80 <sup>P</sup>	40 <sup>P</sup>	20 <sup>P</sup>	20 <sup>P</sup>	20 <sup>P</sup>	20 <sup>P</sup>	20 <sup>P</sup>
% UK	79.4%	85.1% <sup>P</sup>	86.4% <sup>P</sup>	92.3% <sup>P</sup>	85.7% <sup>P</sup>	91.3% <sup>P</sup>	91.3% <sup>P</sup>	93.8% <sup>P</sup>
of which non-UK	20	10 <sup>P</sup>	10 <sup>P</sup>	- <sup>P</sup>	- <sup>P</sup>	- <sup>P</sup>	- <sup>P</sup>	- <sup>P</sup>
% non-UK	20.6%	14.9% <sup>P</sup>	13.6% <sup>P</sup>	- <sup>P</sup>	- <sup>P</sup>	- <sup>P</sup>	- <sup>P</sup>	- <sup>P</sup>
White	4 160	3 340 <sup>P</sup>	1 840 <sup>P</sup>	1 380 <sup>P</sup>	1 320 <sup>P</sup>	1 280 <sup>P</sup>	1 230 <sup>P</sup>	930 <sup>P</sup>
Unknown	30	40 <sup>P</sup>	20 <sup>P</sup>	20 <sup>P</sup>	70 <sup>P</sup>	70 <sup>P</sup>	70 <sup>P</sup>	70 <sup>P</sup>

Source: DASA (Quad-Service)

1. Figures show intake to UK Regular Forces, both trained and untrained, which comprises new entrants, re-entrants, direct trained entrants (including professionally qualified officers) and intake from the reserves. They exclude all movements within the Regular Forces; including flows from untrained to trained strength, transfers between Services and flows from ranks to officer due to promotion.

2. UK Regular Forces comprises trained and untrained personnel and excludes Gurkhas, Full Time Reserve personnel and mobilised reservists.

3. Black and Minority Ethnic percentage figures are based on those with a known ethnic origin.

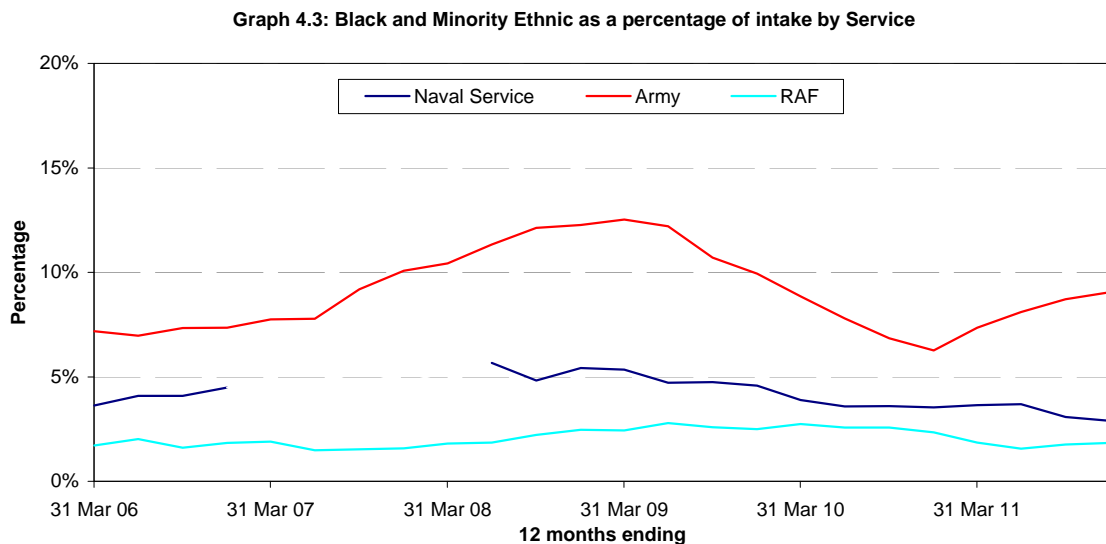
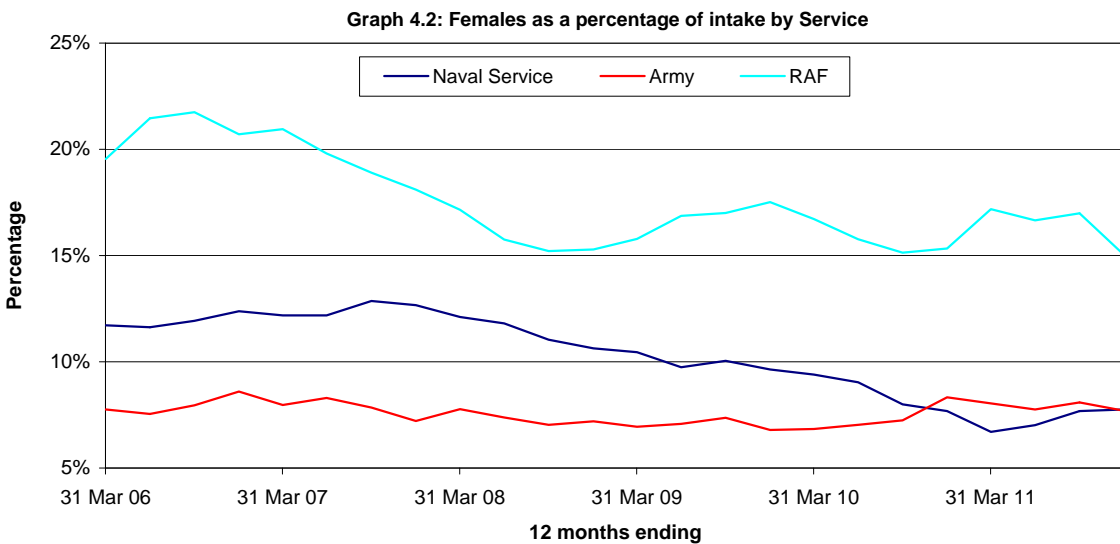
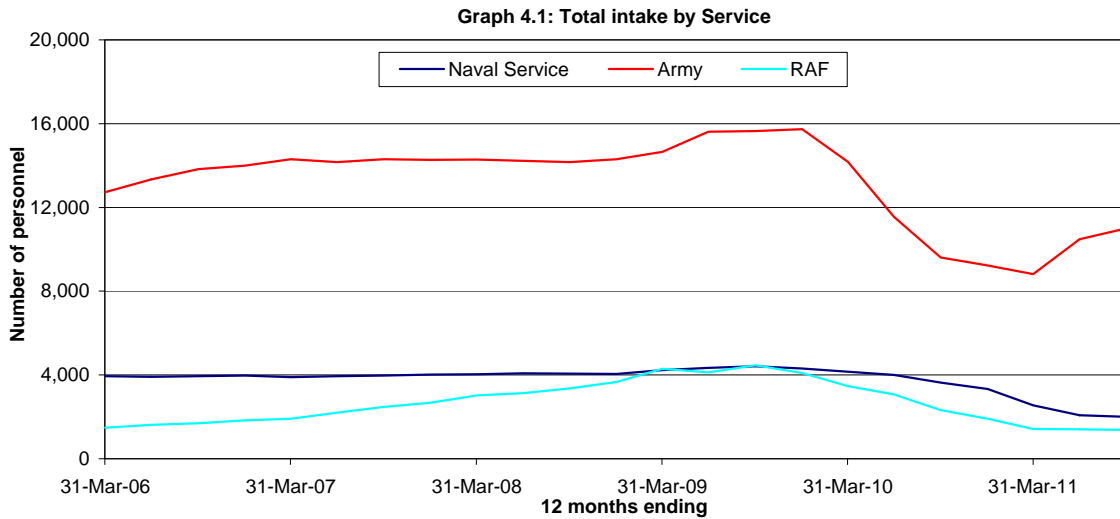
4. From 1 April 2009 onwards, Army intake figures include transfers from the Gurkhas to the UK Regular Forces.

Percentages calculated from unrounded data.

Data from the Joint Personnel Administration System for 2006/07 to 2008/09 have been reviewed and finalised, therefore some figures may differ from previous publications. Please see the introduction for more details.

Information showing intake to the UK Regular Forces by Service can be seen on a monthly basis in Table 3 of the UK Armed Forces Monthly Manning Report which can be found at [www.dasa.mod.uk](http://www.dasa.mod.uk).

## Intake to UK Regular Forces



Naval Service intake by ethnic origin is currently unavailable from the 12 month period ending 31 March 2007 to period ending 31 March 2008 due to poor data coverage.

Tables showing data on intake by sex from 12 months ending 31 March 2006 to period ending 31 March 2008 are shown in TSP4 Table 4 which can be found at [www.dasa.mod.uk](http://www.dasa.mod.uk).



**Table 5 - Gains to the Trained Strength (GTS)<sup>1</sup> of UK Regular Forces<sup>2</sup>**

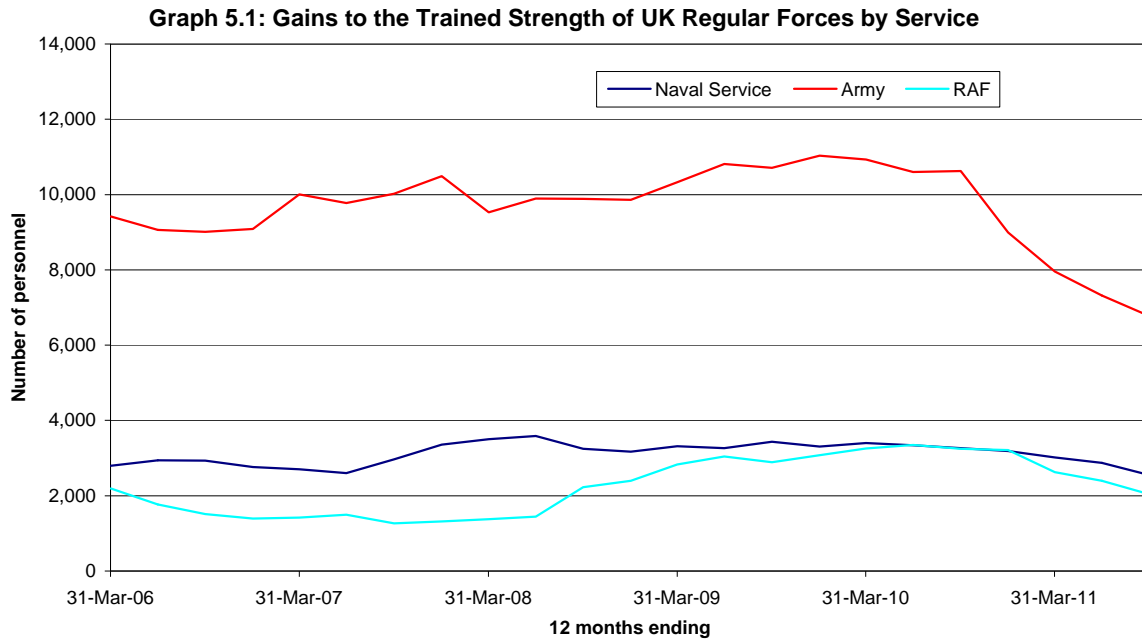
	Financial	Financial	12-Months Ending:					Financial Year
	Year	Year	2010	2011	2011	2011	2011	to 2011
	2008/09	2009/10	31 Dec	31 Mar	30 Jun	30 Sep	31 Dec	31 Dec
<b>ALL SERVICES<sup>3</sup></b>	<b>16 460</b>	<b>17 580<sup>P</sup></b>	<b>15 380<sup>P</sup></b>	<b>13 600<sup>P</sup></b>	<b>12 590<sup>P</sup></b>	<b>11 360<sup>P</sup></b>	<b>11 300<sup>P</sup></b>	<b>8 520<sup>P</sup></b>
From untrained to trained	15 230	16 660 <sup>P</sup>	15 010 <sup>P</sup>	13 240 <sup>P</sup>	12 240 <sup>P</sup>	10 990 <sup>P</sup>	10 930 <sup>P</sup>	8 290 <sup>P</sup>
Trained direct entrants <sup>4</sup>	1 230	920 <sup>P</sup>	370 <sup>P</sup>	360 <sup>P</sup>	360 <sup>P</sup>	370 <sup>P</sup>	360 <sup>P</sup>	240 <sup>P</sup>
<b>Officers</b>	<b>2 120</b>	<b>1 980<sup>P</sup></b>	<b>1 950<sup>P</sup></b>	<b>1 750<sup>P</sup></b>	<b>1 670<sup>P</sup></b>	<b>1 410<sup>P</sup></b>	<b>1 280<sup>P</sup></b>	<b>990<sup>P</sup></b>
From untrained to trained	1 710	1 580 <sup>P</sup>	1 600 <sup>P</sup>	1 420 <sup>P</sup>	1 380 <sup>P</sup>	1 140 <sup>P</sup>	1 000 <sup>P</sup>	740 <sup>P</sup>
Trained direct entrants <sup>4</sup>	100	80 <sup>P</sup>	60 <sup>P</sup>	50 <sup>P</sup>	40 <sup>P</sup>	40 <sup>P</sup>	30 <sup>P</sup>	20 <sup>P</sup>
From Other Ranks	310	320 <sup>P</sup>	280 <sup>P</sup>	270 <sup>P</sup>	250 <sup>P</sup>	230 <sup>P</sup>	260 <sup>P</sup>	230 <sup>P</sup>
<b>Other Ranks</b>	<b>14 640</b>	<b>15 910<sup>P</sup></b>	<b>13 720<sup>P</sup></b>	<b>12 120<sup>P</sup></b>	<b>11 170<sup>P</sup></b>	<b>10 180<sup>P</sup></b>	<b>10 270<sup>P</sup></b>	<b>7 770<sup>P</sup></b>
From untrained to trained	13 510	15 080 <sup>P</sup>	13 410 <sup>P</sup>	11 810 <sup>P</sup>	10 860 <sup>P</sup>	9 850 <sup>P</sup>	9 930 <sup>P</sup>	7 550 <sup>P</sup>
Trained direct entrants <sup>4</sup>	1 130	830 <sup>P</sup>	310 <sup>P</sup>	310 <sup>P</sup>	310 <sup>P</sup>	330 <sup>P</sup>	340 <sup>P</sup>	220 <sup>P</sup>
<b>NAVAL SERVICE<sup>3</sup></b>	<b>3 310</b>	<b>3 400<sup>P</sup></b>	<b>3 190<sup>P</sup></b>	<b>3 020<sup>P</sup></b>	<b>2 880<sup>P</sup></b>	<b>2 550<sup>P</sup></b>	<b>2 260<sup>P</sup></b>	<b>1 440<sup>P</sup></b>
From untrained to trained	3 240	3 300 <sup>P</sup>	3 120 <sup>P</sup>	2 960 <sup>P</sup>	2 840 <sup>P</sup>	2 520 <sup>P</sup>	2 230 <sup>P</sup>	1 430 <sup>P</sup>
Trained direct entrants <sup>4</sup>	70	100 <sup>P</sup>	80 <sup>P</sup>	50 <sup>P</sup>	40 <sup>P</sup>	30 <sup>P</sup>	30 <sup>P</sup>	20 <sup>P</sup>
<b>Officers</b>	<b>450</b>	<b>400<sup>P</sup></b>	<b>420<sup>P</sup></b>	<b>430<sup>P</sup></b>	<b>420<sup>P</sup></b>	<b>380<sup>P</sup></b>	<b>400<sup>P</sup></b>	<b>260<sup>P</sup></b>
From untrained to trained	440	390 <sup>P</sup>	410 <sup>P</sup>	430 <sup>P</sup>	420 <sup>P</sup>	380 <sup>P</sup>	400 <sup>P</sup>	260 <sup>P</sup>
Trained direct entrants <sup>4</sup>	10	10 <sup>P</sup>	10 <sup>P</sup>	- <sup>P</sup>	- <sup>P</sup>	- <sup>P</sup>	- <sup>P</sup>	- <sup>P</sup>
From Other Ranks	*	*	*	*	*	*	*	*
<b>Other Ranks</b>	<b>2 860</b>	<b>3 010<sup>P</sup></b>	<b>2 770<sup>P</sup></b>	<b>2 580<sup>P</sup></b>	<b>2 450<sup>P</sup></b>	<b>2 170<sup>P</sup></b>	<b>1 860<sup>P</sup></b>	<b>1 190<sup>P</sup></b>
From untrained to trained	2 800	2 920 <sup>P</sup>	2 700 <sup>P</sup>	2 540 <sup>P</sup>	2 420 <sup>P</sup>	2 140 <sup>P</sup>	1 830 <sup>P</sup>	1 170 <sup>P</sup>
Trained direct entrants <sup>4</sup>	60	90 <sup>P</sup>	70 <sup>P</sup>	50 <sup>P</sup>	40 <sup>P</sup>	30 <sup>P</sup>	30 <sup>P</sup>	20 <sup>P</sup>
<b>ARMY<sup>3</sup></b>	<b>10 330</b>	<b>10 930<sup>P</sup></b>	<b>8 990<sup>P</sup></b>	<b>7 960<sup>P</sup></b>	<b>7 320<sup>P</sup></b>	<b>6 770<sup>P</sup></b>	<b>7 340<sup>P</sup></b>	<b>5 800<sup>P</sup></b>
From untrained to trained	9 200	10 150 <sup>P</sup>	8 720 <sup>P</sup>	7 670 <sup>P</sup>	7 020 <sup>P</sup>	6 450 <sup>P</sup>	7 020 <sup>P</sup>	5 590 <sup>P</sup>
Trained direct entrants <sup>4</sup>	1 130	780 <sup>P</sup>	270 <sup>P</sup>	290 <sup>P</sup>	300 <sup>P</sup>	320 <sup>P</sup>	320 <sup>P</sup>	210 <sup>P</sup>
<b>Officers</b>	<b>990</b>	<b>1 070<sup>P</sup></b>	<b>1 020<sup>P</sup></b>	<b>900<sup>P</sup></b>	<b>910<sup>P</sup></b>	<b>680<sup>P</sup></b>	<b>570<sup>P</sup></b>	<b>530<sup>P</sup></b>
From untrained to trained	620	700 <sup>P</sup>	710 <sup>P</sup>	580 <sup>P</sup>	620 <sup>P</sup>	420 <sup>P</sup>	290 <sup>P</sup>	280 <sup>P</sup>
Trained direct entrants <sup>4</sup>	70	60 <sup>P</sup>	40 <sup>P</sup>	40 <sup>P</sup>	40 <sup>P</sup>	30 <sup>P</sup>	20 <sup>P</sup>	10 <sup>P</sup>
From Other Ranks	290	310 <sup>P</sup>	270 <sup>P</sup>	270 <sup>P</sup>	250 <sup>P</sup>	230 <sup>P</sup>	260 <sup>P</sup>	230 <sup>P</sup>
<b>Other Ranks</b>	<b>9 640</b>	<b>10 170<sup>P</sup></b>	<b>8 240<sup>P</sup></b>	<b>7 330<sup>P</sup></b>	<b>6 660<sup>P</sup></b>	<b>6 320<sup>P</sup></b>	<b>7 030<sup>P</sup></b>	<b>5 500<sup>P</sup></b>
From untrained to trained	8 580	9 440 <sup>P</sup>	8 020 <sup>P</sup>	7 080 <sup>P</sup>	6 400 <sup>P</sup>	6 030 <sup>P</sup>	6 730 <sup>P</sup>	5 310 <sup>P</sup>
Trained direct entrants <sup>4</sup>	1 050	720 <sup>P</sup>	230 <sup>P</sup>	250 <sup>P</sup>	260 <sup>P</sup>	290 <sup>P</sup>	300 <sup>P</sup>	190 <sup>P</sup>
<b>ROYAL AIR FORCE<sup>3</sup></b>	<b>2 810</b>	<b>3 240<sup>P</sup></b>	<b>3 200<sup>P</sup></b>	<b>2 620<sup>P</sup></b>	<b>2 390<sup>P</sup></b>	<b>2 040<sup>P</sup></b>	<b>1 690<sup>P</sup></b>	<b>1 280<sup>P</sup></b>
From untrained to trained	2 790	3 210 <sup>P</sup>	3 180 <sup>P</sup>	2 600 <sup>P</sup>	2 380 <sup>P</sup>	2 030 <sup>P</sup>	1 680 <sup>P</sup>	1 270 <sup>P</sup>
Trained direct entrants <sup>4</sup>	30	30 <sup>P</sup>	30 <sup>P</sup>	20 <sup>P</sup>	20 <sup>P</sup>	10 <sup>P</sup>	10 <sup>P</sup>	10 <sup>P</sup>
<b>Officers</b>	<b>680</b>	<b>520<sup>P</sup></b>	<b>510<sup>P</sup></b>	<b>420<sup>P</sup></b>	<b>340<sup>P</sup></b>	<b>350<sup>P</sup></b>	<b>320<sup>P</sup></b>	<b>210<sup>P</sup></b>
From untrained to trained	650	490 <sup>P</sup>	480 <sup>P</sup>	410 <sup>P</sup>	340 <sup>P</sup>	350 <sup>P</sup>	310 <sup>P</sup>	210 <sup>P</sup>
Trained direct entrants <sup>4</sup>	20	20 <sup>P</sup>	10 <sup>P</sup>	10 <sup>P</sup>	- <sup>P</sup>	- <sup>P</sup>	- <sup>P</sup>	- <sup>P</sup>
From Other Ranks	20	10 <sup>P</sup>	10 <sup>P</sup>	- <sup>P</sup>	- <sup>P</sup>	- <sup>P</sup>	- <sup>P</sup>	- <sup>P</sup>
<b>Other Ranks</b>	<b>2 150</b>	<b>2 740<sup>P</sup></b>	<b>2 700<sup>P</sup></b>	<b>2 200<sup>P</sup></b>	<b>2 050<sup>P</sup></b>	<b>1 690<sup>P</sup></b>	<b>1 380<sup>P</sup></b>	<b>1 080<sup>P</sup></b>
From untrained to trained	2 130	2 720 <sup>P</sup>	2 690 <sup>P</sup>	2 190 <sup>P</sup>	2 040 <sup>P</sup>	1 680 <sup>P</sup>	1 370 <sup>P</sup>	1 060 <sup>P</sup>
Trained direct entrants <sup>4</sup>	10	20 <sup>P</sup>	20 <sup>P</sup>	10 <sup>P</sup>	10 <sup>P</sup>	10 <sup>P</sup>	10 <sup>P</sup>	10 <sup>P</sup>

Source: DASA (Quad-Service)

- GTS figures comprise those who complete training (untrained to trained flow) and those that enter directly into the trained strength (direct entrants). They exclude those returning to the trained strength from Long Term Absence (LTA). This is a change in method from GTS figures presented in Table 4 of TSP4 which included returns from LTA.
- UK Regular Forces comprises trained and untrained personnel. It does not include Gurkhas, Full Time Reserve Service personnel, and mobilised reservists.
- Total GTS figures represent net gains to overall strength and as such exclude the intake to trained officers from trained other ranks.
- Trained direct entrants comprises trained re-entrants, professionally qualified officers (PQO) and Gurkhas joining the Regulars.

Data from the Joint Personnel Administration System for 2006/07 to 2008/09 have been reviewed and finalised, therefore some figures may differ from previous publications. Please see the introduction for more details.

## Gains to the Trained Strength of UK Regular Forces by Service



**Table 6 - Outflow<sup>1</sup> from UK Regular Forces<sup>2</sup>**

	Financial Year	Financial Year	12-Months Ending:					Financial Year
	2008/09	2009/10	2010 31 Dec	2011 31 Mar	2011 30 Jun	2011 30 Sep	2011 31 Dec	to 2011 31 Dec
<b>ALL SERVICES</b>	<b>21 650</b>	<b>18 570<sup>P</sup></b>	<b>18 070<sup>P</sup></b>	<b>18 150<sup>P</sup></b>	<b>18 480<sup>P</sup></b>	<b>19 080<sup>P</sup></b>	<b>19 200<sup>P</sup></b>	<b>14 710<sup>P</sup></b>
Trained	15 860	12 280 <sup>P</sup>	13 380 <sup>P</sup>	13 950 <sup>P</sup>	14 530 <sup>P</sup>	15 250 <sup>P</sup>	15 440 <sup>P</sup>	11 960 <sup>P</sup>
Untrained	5 790	6 290 <sup>P</sup>	4 700 <sup>P</sup>	4 200 <sup>P</sup>	3 950 <sup>P</sup>	3 830 <sup>P</sup>	3 760 <sup>P</sup>	2 740 <sup>P</sup>
<b>Officers</b>	<b>2 380</b>	<b>1 890<sup>P</sup></b>	<b>1 890<sup>P</sup></b>	<b>1 930<sup>P</sup></b>	<b>1 980<sup>P</sup></b>	<b>2 080<sup>P</sup></b>	<b>2 130<sup>P</sup></b>	<b>1 710<sup>P</sup></b>
Trained	2 070	1 620 <sup>P</sup>	1 640 <sup>P</sup>	1 710 <sup>P</sup>	1 760 <sup>P</sup>	1 880 <sup>P</sup>	1 950 <sup>P</sup>	1 570 <sup>P</sup>
Untrained	310	270 <sup>P</sup>	250 <sup>P</sup>	230 <sup>P</sup>	210 <sup>P</sup>	200 <sup>P</sup>	190 <sup>P</sup>	140 <sup>P</sup>
<b>Other Ranks</b>	<b>19 270</b>	<b>16 680<sup>P</sup></b>	<b>16 180<sup>P</sup></b>	<b>16 220<sup>P</sup></b>	<b>16 510<sup>P</sup></b>	<b>16 990<sup>P</sup></b>	<b>17 070<sup>P</sup></b>	<b>13 000<sup>P</sup></b>
Trained	13 780	10 660 <sup>P</sup>	11 740 <sup>P</sup>	12 240 <sup>P</sup>	12 770 <sup>P</sup>	13 360 <sup>P</sup>	13 490 <sup>P</sup>	10 390 <sup>P</sup>
Untrained	5 480	6 020 <sup>P</sup>	4 450 <sup>P</sup>	3 980 <sup>P</sup>	3 740 <sup>P</sup>	3 630 <sup>P</sup>	3 580 <sup>P</sup>	2 600 <sup>P</sup>
<b>NAVAL SERVICE</b>	<b>4 440</b>	<b>3 740<sup>P</sup></b>	<b>3 510<sup>P</sup></b>	<b>3 630<sup>P</sup></b>	<b>3 700<sup>P</sup></b>	<b>3 810<sup>P</sup></b>	<b>3 720<sup>P</sup></b>	<b>2 730<sup>P</sup></b>
Trained	3 250	2 430 <sup>P</sup>	2 440 <sup>P</sup>	2 680 <sup>P</sup>	2 920 <sup>P</sup>	3 100 <sup>P</sup>	3 080 <sup>P</sup>	2 310 <sup>P</sup>
Untrained	1 190	1 310 <sup>P</sup>	1 070 <sup>P</sup>	950 <sup>P</sup>	790 <sup>P</sup>	700 <sup>P</sup>	640 <sup>P</sup>	420 <sup>P</sup>
<b>Officers</b>	<b>520</b>	<b>450<sup>P</sup></b>	<b>430<sup>P</sup></b>	<b>460<sup>P</sup></b>	<b>480<sup>P</sup></b>	<b>490<sup>P</sup></b>	<b>500<sup>P</sup></b>	<b>390<sup>P</sup></b>
Trained	410	360 <sup>P</sup>	340 <sup>P</sup>	380 <sup>P</sup>	420 <sup>P</sup>	430 <sup>P</sup>	430 <sup>P</sup>	340 <sup>P</sup>
Untrained	110	90 <sup>P</sup>	80 <sup>P</sup>	70 <sup>P</sup>	60 <sup>P</sup>	60 <sup>P</sup>	60 <sup>P</sup>	50 <sup>P</sup>
<b>Other Ranks</b>	<b>3 920</b>	<b>3 290<sup>P</sup></b>	<b>3 080<sup>P</sup></b>	<b>3 180<sup>P</sup></b>	<b>3 220<sup>P</sup></b>	<b>3 320<sup>P</sup></b>	<b>3 220<sup>P</sup></b>	<b>2 340<sup>P</sup></b>
Trained	2 840	2 080 <sup>P</sup>	2 090 <sup>P</sup>	2 300 <sup>P</sup>	2 500 <sup>P</sup>	2 670 <sup>P</sup>	2 640 <sup>P</sup>	1 970 <sup>P</sup>
Untrained	1 080	1 220 <sup>P</sup>	990 <sup>P</sup>	880 <sup>P</sup>	720 <sup>P</sup>	640 <sup>P</sup>	580 <sup>P</sup>	370 <sup>P</sup>
<b>ARMY</b>	<b>13 080</b>	<b>11 840<sup>P</sup></b>	<b>11 600<sup>P</sup></b>	<b>11 500<sup>P</sup></b>	<b>11 630<sup>P</sup></b>	<b>12 000<sup>P</sup></b>	<b>12 200<sup>P</sup></b>	<b>9 390<sup>P</sup></b>
Trained	9 170	7 570 <sup>P</sup>	8 450 <sup>P</sup>	8 630 <sup>P</sup>	8 800 <sup>P</sup>	9 160 <sup>P</sup>	9 350 <sup>P</sup>	7 260 <sup>P</sup>
Untrained	3 920	4 260 <sup>P</sup>	3 150 <sup>P</sup>	2 860 <sup>P</sup>	2 830 <sup>P</sup>	2 830 <sup>P</sup>	2 850 <sup>P</sup>	2 130 <sup>P</sup>
<b>Officers</b>	<b>1 210</b>	<b>990<sup>P</sup></b>	<b>990<sup>P</sup></b>	<b>990<sup>P</sup></b>	<b>970<sup>P</sup></b>	<b>1 040<sup>P</sup></b>	<b>1 050<sup>P</sup></b>	<b>850<sup>P</sup></b>
Trained	1 070	840 <sup>P</sup>	870 <sup>P</sup>	880 <sup>P</sup>	870 <sup>P</sup>	950 <sup>P</sup>	980 <sup>P</sup>	800 <sup>P</sup>
Untrained	140	140 <sup>P</sup>	120 <sup>P</sup>	100 <sup>P</sup>	90 <sup>P</sup>	90 <sup>P</sup>	70 <sup>P</sup>	50 <sup>P</sup>
<b>Other Ranks</b>	<b>11 870</b>	<b>10 850<sup>P</sup></b>	<b>10 610<sup>P</sup></b>	<b>10 510<sup>P</sup></b>	<b>10 660<sup>P</sup></b>	<b>10 960<sup>P</sup></b>	<b>11 150<sup>P</sup></b>	<b>8 540<sup>P</sup></b>
Trained	8 100	6 730 <sup>P</sup>	7 580 <sup>P</sup>	7 750 <sup>P</sup>	7 930 <sup>P</sup>	8 220 <sup>P</sup>	8 370 <sup>P</sup>	6 460 <sup>P</sup>
Untrained	3 780	4 120 <sup>P</sup>	3 030 <sup>P</sup>	2 760 <sup>P</sup>	2 740 <sup>P</sup>	2 740 <sup>P</sup>	2 780 <sup>P</sup>	2 080 <sup>P</sup>
<b>ROYAL AIR FORCE</b>	<b>4 120</b>	<b>3 000<sup>P</sup></b>	<b>2 970<sup>P</sup></b>	<b>3 020<sup>P</sup></b>	<b>3 150<sup>P</sup></b>	<b>3 270<sup>P</sup></b>	<b>3 290<sup>P</sup></b>	<b>2 590<sup>P</sup></b>
Trained	3 440	2 270 <sup>P</sup>	2 490 <sup>P</sup>	2 640 <sup>P</sup>	2 810 <sup>P</sup>	2 980 <sup>P</sup>	3 020 <sup>P</sup>	2 400 <sup>P</sup>
Untrained	690	720 <sup>P</sup>	480 <sup>P</sup>	390 <sup>P</sup>	340 <sup>P</sup>	290 <sup>P</sup>	270 <sup>P</sup>	190 <sup>P</sup>
<b>Officers</b>	<b>650</b>	<b>460<sup>P</sup></b>	<b>470<sup>P</sup></b>	<b>490<sup>P</sup></b>	<b>520<sup>P</sup></b>	<b>550<sup>P</sup></b>	<b>590<sup>P</sup></b>	<b>480<sup>P</sup></b>
Trained	590	420 <sup>P</sup>	420 <sup>P</sup>	440 <sup>P</sup>	470 <sup>P</sup>	500 <sup>P</sup>	540 <sup>P</sup>	440 <sup>P</sup>
Untrained	60	40 <sup>P</sup>	50 <sup>P</sup>	50 <sup>P</sup>	60 <sup>P</sup>	50 <sup>P</sup>	50 <sup>P</sup>	40 <sup>P</sup>
<b>Other Ranks</b>	<b>3 470</b>	<b>2 540<sup>P</sup></b>	<b>2 500<sup>P</sup></b>	<b>2 540<sup>P</sup></b>	<b>2 630<sup>P</sup></b>	<b>2 720<sup>P</sup></b>	<b>2 700<sup>P</sup></b>	<b>2 110<sup>P</sup></b>
Trained	2 850	1 850 <sup>P</sup>	2 070 <sup>P</sup>	2 200 <sup>P</sup>	2 340 <sup>P</sup>	2 480 <sup>P</sup>	2 480 <sup>P</sup>	1 960 <sup>P</sup>
Untrained	620	680 <sup>P</sup>	430 <sup>P</sup>	340 <sup>P</sup>	280 <sup>P</sup>	240 <sup>P</sup>	220 <sup>P</sup>	150 <sup>P</sup>

Source: DASA (Quad-Service)

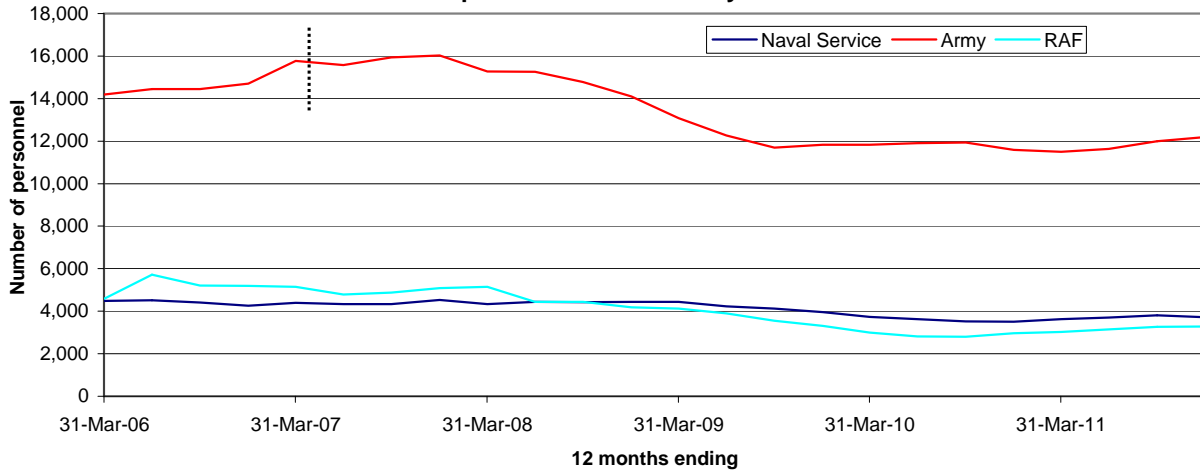
- Figures show outflow from UK Regular Forces, both trained and untrained, including personnel leaving the Services, deaths, recalled reservists on release and outflow to the Home Service battalions of the Royal Irish Regiment (which disbanded on 31 March 2008). They do not include promotion from ranks to officers or flows between Services and are not comparable with gains to trained strength figures in Table 5 which include promotion from ranks to officers.
- UK Regular Forces comprises trained and untrained personnel. It does not include Gurkhas, Full Time Reserve Service personnel and mobilised reservists.

Data from the Joint Personnel Administration System for 2006/07 to 2008/09 have been reviewed and finalised, therefore some figures may differ from previous publications. Please see the introduction for more details.

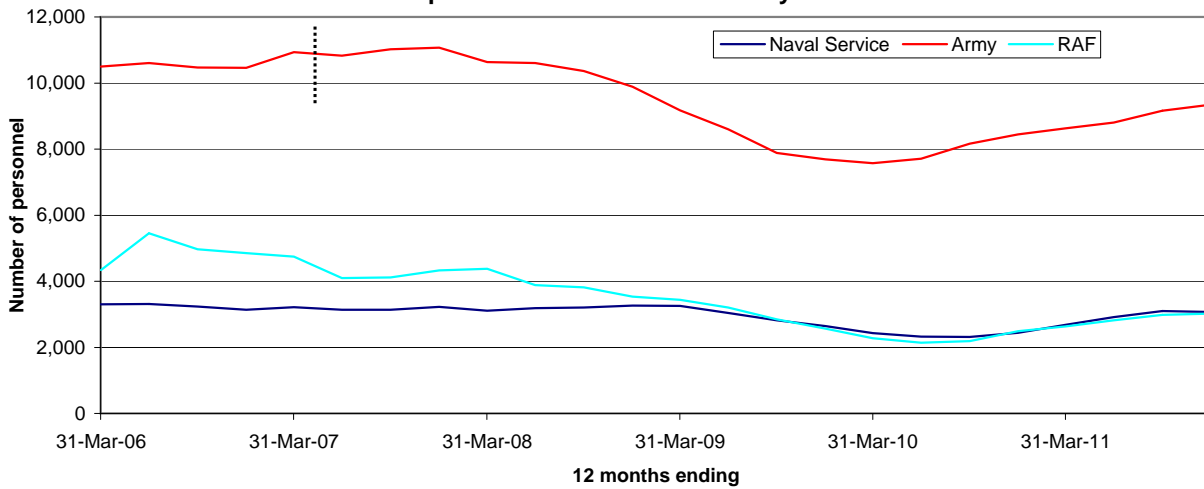
Information showing outflow from the UK Regular Forces by Service can be seen on a monthly basis in Table 3 of the UK Armed Forces Monthly Manning Report which can be found at [www.dasa.mod.uk](http://www.dasa.mod.uk).

# Outflow from the UK Regular Forces

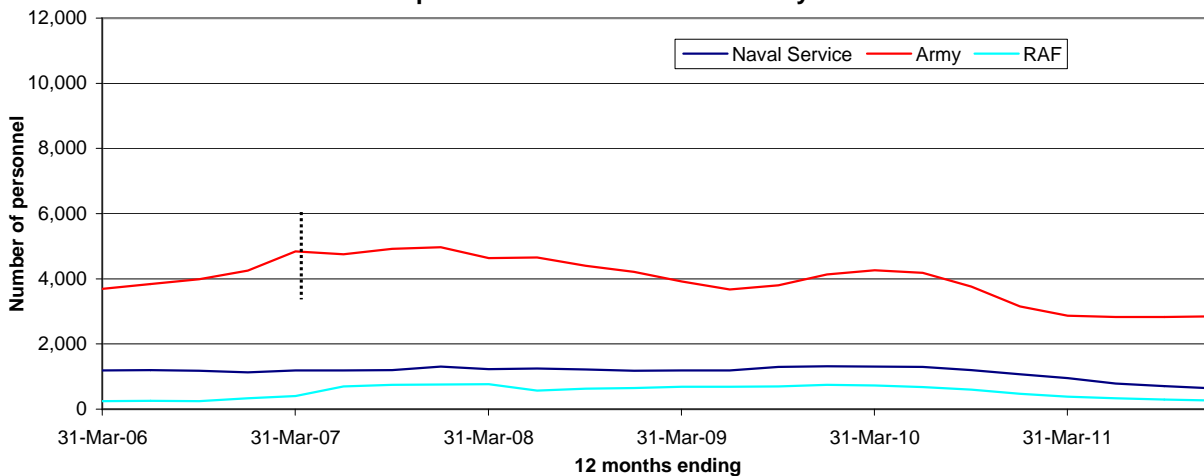
**Graph 6.1: Total Outflow by Service**



**Graph 6.2: Outflow from trained by Service**



**Graph 6.3: Outflow from untrained by Service**



Outflow figures up to and including 12 months ending 31 March 2007 include the net flow of between 100 and 200 personnel from the Regular Army to Long Term Absentee (LTA). Outflow figures for 12 month periods ending after 31 March 2007 do not include this net flow to LTA. See glossary for more details. This is shown in the graphs with a dotted line representing a break in series.

Tables showing data on outflow by trained and untrained from period ending 31 March 2006 to period ending 31 March 2008 are shown in TSP4 Table 6 and 7a which can be found at [www.dasa.mod.uk](http://www.dasa.mod.uk).

**Table 7a - Outflow from trained UK Regular Forces<sup>1</sup> officers by exit reason**

	Financial Year		12 months ending				
	2008/09	2009/10	2010 31 Dec	2011 31 Mar	2011 30 Jun	2011 30 Sep	2011 31 Dec
<b>ALL SERVICES</b>							
Total Outflow number <sup>2</sup>	2 070	1 620 <sup>P</sup>	1 640 <sup>P</sup>	1 710 <sup>P</sup>	1 760 <sup>P</sup>	1 880 <sup>P</sup>	1 950 <sup>P</sup>
<b>Total Outflow rate<sup>3</sup></b>	<b>7.3</b>	<b>5.6<sup>P</sup></b>	<b>5.7<sup>P</sup></b>	<b>5.9<sup>P</sup></b>	<b>6.1<sup>P</sup></b>	<b>6.5<sup>P</sup></b>	<b>6.8<sup>P</sup></b>
VO <sup>4</sup> number	1 210	830 <sup>P</sup>	800 <sup>P</sup>	840 <sup>P</sup>	860 <sup>P</sup>	910 <sup>P</sup>	940 <sup>P</sup>
<b>VO<sup>4</sup> rate<sup>3</sup></b>	<b>4.2</b>	<b>2.9<sup>P</sup></b>	<b>2.8<sup>P</sup></b>	<b>2.9<sup>P</sup></b>	<b>3.0<sup>P</sup></b>	<b>3.1<sup>P</sup></b>	<b>3.2<sup>P</sup></b>
Time Expiry number <sup>5</sup>	..	..	660 <sup>P</sup>	720 <sup>P</sup>	770 <sup>P</sup>	830 <sup>P</sup>	850 <sup>P</sup>
<i>Time Expiry rate<sup>3</sup></i>	..	..	2.3 <sup>P</sup>	2.5 <sup>P</sup>	2.6 <sup>P</sup>	2.9 <sup>P</sup>	2.9 <sup>P</sup>
Redundancy number	-	-	-	-	-	-	10 <sup>P</sup>
<i>Redundancy rate<sup>3</sup></i>	-	-	-	-	-	-	- <sup>P</sup>
Other Wastage number <sup>5</sup>	..	..	180 <sup>P</sup>	150 <sup>P</sup>	140 <sup>P</sup>	140 <sup>P</sup>	160 <sup>P</sup>
<i>Other Wastage rate<sup>3</sup></i>	..	..	0.6 <sup>P</sup>	0.5 <sup>P</sup>	0.5 <sup>P</sup>	0.5 <sup>P</sup>	0.5 <sup>P</sup>
<b>NAVAL SERVICE</b>							
Total Outflow number <sup>2</sup>	410	360 <sup>P</sup>	340 <sup>P</sup>	380 <sup>P</sup>	420 <sup>P</sup>	430 <sup>P</sup>	430 <sup>P</sup>
<b>Total Outflow rate<sup>3</sup></b>	<b>6.4</b>	<b>5.5<sup>P</sup></b>	<b>5.3<sup>P</sup></b>	<b>5.9<sup>P</sup></b>	<b>6.4<sup>P</sup></b>	<b>6.6<sup>P</sup></b>	<b>6.7<sup>P</sup></b>
VO <sup>4</sup> number	250	220 <sup>P</sup>	170 <sup>P</sup>	180 <sup>P</sup>	200 <sup>P</sup>	200 <sup>P</sup>	190 <sup>P</sup>
<b>VO<sup>4</sup> rate<sup>3</sup></b>	<b>3.9</b>	<b>3.4<sup>P</sup></b>	<b>2.7<sup>P</sup></b>	<b>2.8<sup>P</sup></b>	<b>3.1<sup>P</sup></b>	<b>3.0<sup>P</sup></b>	<b>2.9<sup>P</sup></b>
Time Expiry number	130	120 <sup>P</sup>	140 <sup>P</sup>	170 <sup>P</sup>	190 <sup>P</sup>	200 <sup>P</sup>	200 <sup>P</sup>
<i>Time Expiry rate<sup>3</sup></i>	2.0	1.8 <sup>P</sup>	2.2 <sup>P</sup>	2.6 <sup>P</sup>	2.9 <sup>P</sup>	3.0 <sup>P</sup>	3.1 <sup>P</sup>
Redundancy number	-	-	-	-	-	-	- <sup>P</sup>
<i>Redundancy rate<sup>3</sup></i>	-	-	-	-	-	-	- <sup>P</sup>
Other Wastage number	30	20 <sup>P</sup>	30 <sup>P</sup>	30 <sup>P</sup>	30 <sup>P</sup>	40 <sup>P</sup>	40 <sup>P</sup>
<i>Other Wastage rate<sup>3</sup></i>	0.5	0.2 <sup>P</sup>	0.4 <sup>P</sup>	0.4 <sup>P</sup>	0.5 <sup>P</sup>	0.6 <sup>P</sup>	0.6 <sup>P</sup>
<b>ARMY</b>							
Total Outflow number <sup>2</sup>	1 070	840 <sup>P</sup>	870 <sup>P</sup>	880 <sup>P</sup>	870 <sup>P</sup>	950 <sup>P</sup>	980 <sup>P</sup>
<b>Total Outflow rate<sup>3</sup></b>	<b>7.8</b>	<b>6.1<sup>P</sup></b>	<b>6.2<sup>P</sup></b>	<b>6.3<sup>P</sup></b>	<b>6.2<sup>P</sup></b>	<b>6.8<sup>P</sup></b>	<b>7.1<sup>P</sup></b>
VO <sup>4</sup> number	720	450 <sup>P</sup>	460 <sup>P</sup>	480 <sup>P</sup>	460 <sup>P</sup>	500 <sup>P</sup>	530 <sup>P</sup>
<b>VO<sup>4</sup> rate<sup>3</sup></b>	<b>5.2</b>	<b>3.2<sup>P</sup></b>	<b>3.3<sup>P</sup></b>	<b>3.4<sup>P</sup></b>	<b>3.3<sup>P</sup></b>	<b>3.6<sup>P</sup></b>	<b>3.8<sup>P</sup></b>
Time Expiry number	270	340 <sup>P</sup>	360 <sup>P</sup>	360 <sup>P</sup>	360 <sup>P</sup>	400 <sup>P</sup>	390 <sup>P</sup>
<i>Time Expiry rate<sup>3</sup></i>	1.9	2.4 <sup>P</sup>	2.6 <sup>P</sup>	2.6 <sup>P</sup>	2.6 <sup>P</sup>	2.9 <sup>P</sup>	2.8 <sup>P</sup>
Redundancy number	-	-	-	-	-	-	10 <sup>P</sup>
<i>Redundancy rate<sup>3</sup></i>	-	-	-	-	-	-	- <sup>P</sup>
Other Wastage number	90	60 <sup>P</sup>	50 <sup>P</sup>	50 <sup>P</sup>	50 <sup>P</sup>	50 <sup>P</sup>	50 <sup>P</sup>
<i>Other Wastage rate<sup>3</sup></i>	0.7	0.4 <sup>P</sup>	0.4 <sup>P</sup>	0.3 <sup>P</sup>	0.3 <sup>P</sup>	0.3 <sup>P</sup>	0.4 <sup>P</sup>
<b>ROYAL AIR FORCE</b>							
Total Outflow number <sup>2</sup>	590	420 <sup>P</sup>	420 <sup>P</sup>	440 <sup>P</sup>	470 <sup>P</sup>	500 <sup>P</sup>	540 <sup>P</sup>
<b>Total Outflow rate<sup>3</sup></b>	<b>7.0</b>	<b>5.0<sup>P</sup></b>	<b>5.0<sup>P</sup></b>	<b>5.1<sup>P</sup></b>	<b>5.5<sup>P</sup></b>	<b>5.9<sup>P</sup></b>	<b>6.3<sup>P</sup></b>
VO <sup>4</sup> number	240	160 <sup>P</sup>	170 <sup>P</sup>	180 <sup>P</sup>	190 <sup>P</sup>	210 <sup>P</sup>	220 <sup>P</sup>
<b>VO<sup>4</sup> rate<sup>3</sup></b>	<b>2.9</b>	<b>1.9<sup>P</sup></b>	<b>2.0<sup>P</sup></b>	<b>2.1<sup>P</sup></b>	<b>2.2<sup>P</sup></b>	<b>2.4<sup>P</sup></b>	<b>2.5<sup>P</sup></b>
Time Expiry number <sup>5</sup>	..	..	160 <sup>P</sup>	180 <sup>P</sup>	220 <sup>P</sup>	240 <sup>P</sup>	250 <sup>P</sup>
<i>Time Expiry rate<sup>3</sup></i>	..	..	1.8 <sup>P</sup>	2.1 <sup>P</sup>	2.6 <sup>P</sup>	2.8 <sup>P</sup>	3.0 <sup>P</sup>
Redundancy number	-	-	-	-	-	-	- <sup>P</sup>
<i>Redundancy rate<sup>3</sup></i>	-	-	-	-	-	-	- <sup>P</sup>
Other Wastage number <sup>5</sup>	..	..	100 <sup>P</sup>	80 <sup>P</sup>	60 <sup>P</sup>	60 <sup>P</sup>	70 <sup>P</sup>
<i>Other Wastage rate<sup>3</sup></i>	..	..	1.2 <sup>P</sup>	0.9 <sup>P</sup>	0.7 <sup>P</sup>	0.7 <sup>P</sup>	0.8 <sup>P</sup>

Source: DASA (Quad-Service)

1. UK Regular Forces comprises trained and untrained personnel. It does not include Gurkhas, Full Time Reserve Service personnel and mobilised reservists.
2. Figures show outflow from the trained UK Regular Forces, including personnel leaving the Services, deaths, recalled reservists on release and outflow to the Home Service battalions of the Royal Irish Regiment (which disbanded on 31 March 2008). They do not include promotion from ranks to officers or flows between Services.
3. Rates are the number of people who leave per 100 of the trained strength.
4. Voluntary Outflow is defined as all exits from trained UK Regular Forces which are voluntarily generated by the individual before the end of their agreed engagement or commission period.
5. RAF Officers "Time Expiry" and "Other Wastage" exit reason have been excluded for the 12 month ending periods from 30 June 2008 to 30 June 2010. During this time there was an increase in "Unknowns" (that are grouped in the "Other Wastage" category), and this had a significant effect on "Other Wastage" and "Time Expiry" exit reason totals and rates.

Data from the Joint Personnel Administration System for 2006/07 to 2008/09 have been reviewed and finalised, therefore some figures may differ from previous publications. Please see the introduction for more details.

Monthly information on Voluntary Outflow is published in the UK Armed Forces Monthly Manning Report Table 4 which can be found at [www.dasa.mod.uk](http://www.dasa.mod.uk).

**Table 7b - Outflow from trained UK Regular Forces<sup>1</sup> other ranks by exit reason**

	Financial Year		12 months ending				
	2008/09	2009/10	2010 31 Dec	2011 31 Mar	2011 30 Jun	2011 30 Sep	2011 31 Dec
<b>ALL SERVICES</b>							
Total Outflow number <sup>2</sup>	13 780	10 660 <sup>P</sup>	11 740 <sup>P</sup>	12 240 <sup>P</sup>	12 770 <sup>P</sup>	13 360 <sup>P</sup>	13 490 <sup>P</sup>
<b>Total Outflow rate<sup>3</sup></b>	<b>9.9</b>	<b>7.5<sup>P</sup></b>	<b>8.1<sup>P</sup></b>	<b>8.5<sup>P</sup></b>	<b>8.9<sup>P</sup></b>	<b>9.3<sup>P</sup></b>	<b>9.5<sup>P</sup></b>
VO <sup>4</sup> number	7 700	5 600 <sup>P</sup>	5 650 <sup>P</sup>	5 780 <sup>P</sup>	6 000 <sup>P</sup>	6 310 <sup>P</sup>	6 430 <sup>P</sup>
<b>VO<sup>4</sup> rate<sup>3</sup></b>	<b>5.5</b>	<b>4.0<sup>P</sup></b>	<b>3.9<sup>P</sup></b>	<b>4.0<sup>P</sup></b>	<b>4.2<sup>P</sup></b>	<b>4.4<sup>P</sup></b>	<b>4.5<sup>P</sup></b>
Time Expiry number <sup>5</sup>	..	..	3 040 <sup>P</sup>	3 340 <sup>P</sup>	3 590 <sup>P</sup>	3 800 <sup>P</sup>	3 700 <sup>P</sup>
<i>Time Expiry rate<sup>3</sup></i>	..	..	<i>2.1<sup>P</sup></i>	<i>2.3<sup>P</sup></i>	<i>2.5<sup>P</sup></i>	<i>2.7<sup>P</sup></i>	<i>2.6<sup>P</sup></i>
Redundancy number	-	-	-	-	-	-	40 <sup>P</sup>
<i>Redundancy rate<sup>3</sup></i>	-	-	-	-	-	-	- <sup>P</sup>
Other Wastage number <sup>5</sup>	..	..	3 040 <sup>P</sup>	3 120 <sup>P</sup>	3 180 <sup>P</sup>	3 250 <sup>P</sup>	3 330 <sup>P</sup>
<i>Other Wastage rate<sup>3</sup></i>	..	..	<i>2.1<sup>P</sup></i>	<i>2.2<sup>P</sup></i>	<i>2.2<sup>P</sup></i>	<i>2.3<sup>P</sup></i>	<i>2.3<sup>P</sup></i>
<b>NAVAL SERVICE</b>							
Total Outflow number <sup>2</sup>	2 840	2 080 <sup>P</sup>	2 090 <sup>P</sup>	2 300 <sup>P</sup>	2 500 <sup>P</sup>	2 670 <sup>P</sup>	2 640 <sup>P</sup>
<b>Total Outflow rate<sup>3</sup></b>	<b>10.2</b>	<b>7.4<sup>P</sup></b>	<b>7.3<sup>P</sup></b>	<b>8.0<sup>P</sup></b>	<b>8.7<sup>P</sup></b>	<b>9.3<sup>P</sup></b>	<b>9.3<sup>P</sup></b>
VO <sup>4</sup> number	1 640	1 170 <sup>P</sup>	1 010 <sup>P</sup>	1 110 <sup>P</sup>	1 210 <sup>P</sup>	1 280 <sup>P</sup>	1 240 <sup>P</sup>
<b>VO<sup>4</sup> rate<sup>3</sup></b>	<b>5.9</b>	<b>4.2<sup>P</sup></b>	<b>3.5<sup>P</sup></b>	<b>3.9<sup>P</sup></b>	<b>4.2<sup>P</sup></b>	<b>4.5<sup>P</sup></b>	<b>4.4<sup>P</sup></b>
Time Expiry number	480	500 <sup>P</sup>	560 <sup>P</sup>	590 <sup>P</sup>	620 <sup>P</sup>	640 <sup>P</sup>	600 <sup>P</sup>
<i>Time Expiry rate<sup>3</sup></i>	<i>1.7</i>	<i>1.8<sup>P</sup></i>	<i>2.0<sup>P</sup></i>	<i>2.1<sup>P</sup></i>	<i>2.1<sup>P</sup></i>	<i>2.2<sup>P</sup></i>	<i>2.1<sup>P</sup></i>
Redundancy number	-	-	-	-	-	-	10 <sup>P</sup>
<i>Redundancy rate<sup>3</sup></i>	-	-	-	-	-	-	- <sup>P</sup>
Other Wastage number	720	410 <sup>P</sup>	520 <sup>P</sup>	590 <sup>P</sup>	670 <sup>P</sup>	750 <sup>P</sup>	790 <sup>P</sup>
<i>Other Wastage rate<sup>3</sup></i>	<i>2.6</i>	<i>1.5<sup>P</sup></i>	<i>1.8<sup>P</sup></i>	<i>2.1<sup>P</sup></i>	<i>2.3<sup>P</sup></i>	<i>2.6<sup>P</sup></i>	<i>2.8<sup>P</sup></i>
<b>ARMY</b>							
Total Outflow number <sup>2</sup>	8 100	6 730 <sup>P</sup>	7 580 <sup>P</sup>	7 750 <sup>P</sup>	7 930 <sup>P</sup>	8 220 <sup>P</sup>	8 370 <sup>P</sup>
<b>Total Outflow rate<sup>3</sup></b>	<b>10.1</b>	<b>8.2<sup>P</sup></b>	<b>9.0<sup>P</sup></b>	<b>9.2<sup>P</sup></b>	<b>9.5<sup>P</sup></b>	<b>9.9<sup>P</sup></b>	<b>10.1<sup>P</sup></b>
VO <sup>4</sup> number	4 340	3 510 <sup>P</sup>	3 780 <sup>P</sup>	3 780 <sup>P</sup>	3 870 <sup>P</sup>	4 040 <sup>P</sup>	4 140 <sup>P</sup>
<b>VO<sup>4</sup> rate<sup>3</sup></b>	<b>5.4</b>	<b>4.3<sup>P</sup></b>	<b>4.5<sup>P</sup></b>	<b>4.5<sup>P</sup></b>	<b>4.6<sup>P</sup></b>	<b>4.8<sup>P</sup></b>	<b>5.0<sup>P</sup></b>
Time Expiry number	1 690	1 270 <sup>P</sup>	1 550 <sup>P</sup>	1 710 <sup>P</sup>	1 840 <sup>P</sup>	1 970 <sup>P</sup>	1 970 <sup>P</sup>
<i>Time Expiry rate<sup>3</sup></i>	<i>2.1</i>	<i>1.5<sup>P</sup></i>	<i>1.8<sup>P</sup></i>	<i>2.0<sup>P</sup></i>	<i>2.2<sup>P</sup></i>	<i>2.4<sup>P</sup></i>	<i>2.4<sup>P</sup></i>
Redundancy number	-	-	-	-	-	-	10 <sup>P</sup>
<i>Redundancy rate<sup>3</sup></i>	-	-	-	-	-	-	- <sup>P</sup>
Other Wastage number	2 060	1 940 <sup>P</sup>	2 250 <sup>P</sup>	2 260 <sup>P</sup>	2 220 <sup>P</sup>	2 210 <sup>P</sup>	2 250 <sup>P</sup>
<i>Other Wastage rate<sup>3</sup></i>	<i>2.6</i>	<i>2.4<sup>P</sup></i>	<i>2.7<sup>P</sup></i>	<i>2.7<sup>P</sup></i>	<i>2.7<sup>P</sup></i>	<i>2.6<sup>P</sup></i>	<i>2.7<sup>P</sup></i>
<b>ROYAL AIR FORCE</b>							
Total Outflow number <sup>2</sup>	2 850	1 850 <sup>P</sup>	2 070 <sup>P</sup>	2 200 <sup>P</sup>	2 340 <sup>P</sup>	2 480 <sup>P</sup>	2 480 <sup>P</sup>
<b>Total Outflow rate<sup>3</sup></b>	<b>9.2</b>	<b>6.0<sup>P</sup></b>	<b>6.5<sup>P</sup></b>	<b>6.9<sup>P</sup></b>	<b>7.4<sup>P</sup></b>	<b>7.9<sup>P</sup></b>	<b>7.9<sup>P</sup></b>
VO <sup>4</sup> number	1 710	910 <sup>P</sup>	860 <sup>P</sup>	900 <sup>P</sup>	920 <sup>P</sup>	990 <sup>P</sup>	1 040 <sup>P</sup>
<b>VO<sup>4</sup> rate<sup>3</sup></b>	<b>5.5</b>	<b>2.9<sup>P</sup></b>	<b>2.7<sup>P</sup></b>	<b>2.8<sup>P</sup></b>	<b>2.9<sup>P</sup></b>	<b>3.1<sup>P</sup></b>	<b>3.3<sup>P</sup></b>
Time Expiry number <sup>5</sup>	..	..	920 <sup>P</sup>	1 040 <sup>P</sup>	1 140 <sup>P</sup>	1 190 <sup>P</sup>	1 140 <sup>P</sup>
<i>Time Expiry rate<sup>3</sup></i>	..	..	<i>2.9<sup>P</sup></i>	<i>3.3<sup>P</sup></i>	<i>3.6<sup>P</sup></i>	<i>3.8<sup>P</sup></i>	<i>3.6<sup>P</sup></i>
Redundancy number	-	-	-	-	-	-	10 <sup>P</sup>
<i>Redundancy rate<sup>3</sup></i>	-	-	-	-	-	-	- <sup>P</sup>
Other Wastage number <sup>5</sup>	..	..	280 <sup>P</sup>	270 <sup>P</sup>	280 <sup>P</sup>	300 <sup>P</sup>	290 <sup>P</sup>
<i>Other Wastage rate<sup>3</sup></i>	..	..	<i>0.9<sup>P</sup></i>	<i>0.8<sup>P</sup></i>	<i>0.9<sup>P</sup></i>	<i>0.9<sup>P</sup></i>	<i>0.9<sup>P</sup></i>

Source: DASA (Quad-Service)

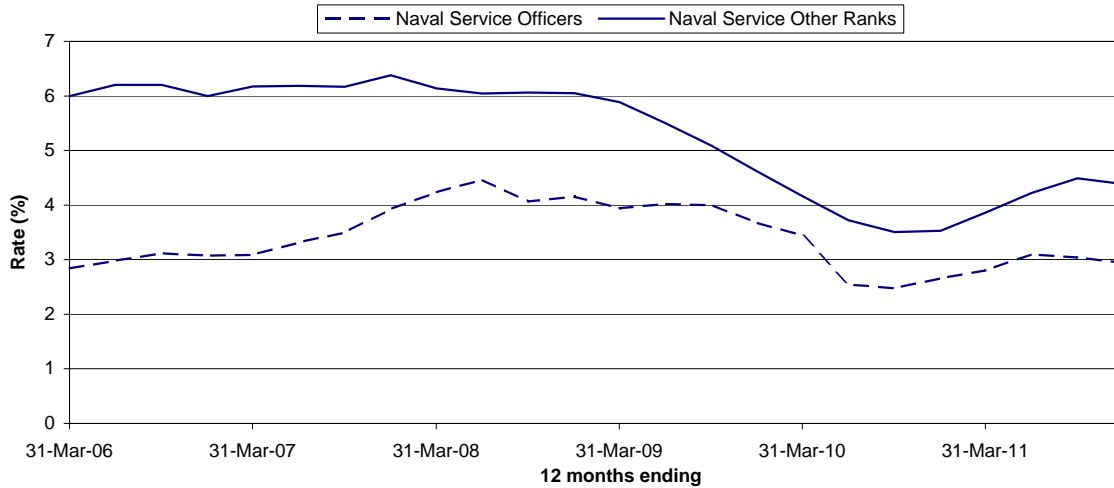
1. UK Regular Forces comprises trained and untrained personnel. It does not include Gurkhas, Full Time Reserve Service personnel and mobilised reservists.
2. Figures show outflow from trained UK Regular Forces, including personnel leaving the Services, deaths, recalled reservists on release and outflow to the Home Service battalions of the Royal Irish Regiment (which disbanded on 31 March 2008). They do not include promotion from ranks to officers or flows between Services.
3. Rates are the number of people who leave per 100 of the trained strength.
4. Voluntary Outflow is defined as all exits from trained UK Regular Forces which are voluntarily generated by the individual before the end of their agreed engagement or commission period.
5. RAF Other Ranks "Time Expiry" and "Other Wastage" exit reason have been excluded for the 12 month ending periods from 30 June 2008 to 30 June 2010. During this time there was an increase in "Unknowns" (that are grouped in the "Other Wastage" category), and this had a significant effect on "Other Wastage" and "Time Expiry" exit reason totals and rates.

Data from the Joint Personnel Administration System for 2006/07 to 2008/09 have been reviewed and finalised, therefore some figures may differ from previous publications. Please see the introduction for more details.

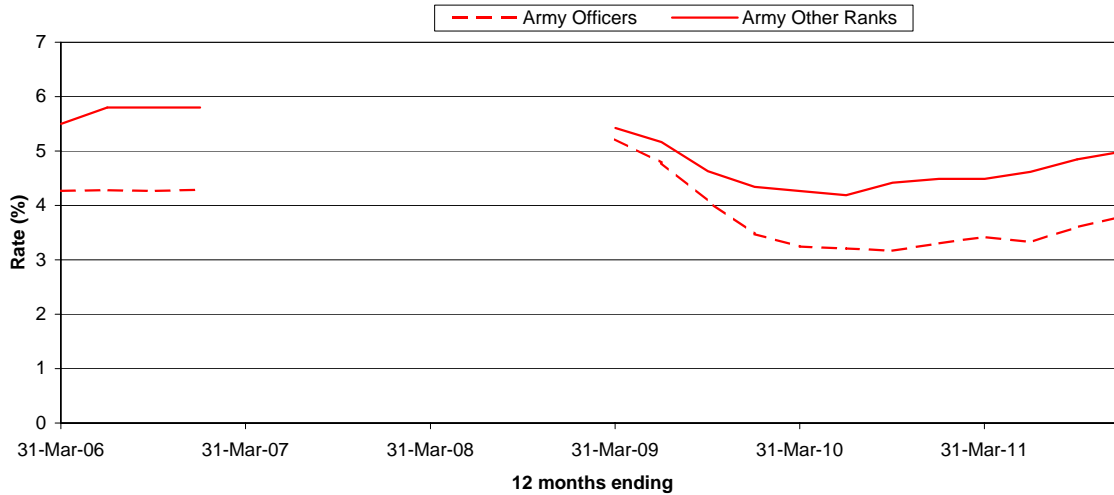
Monthly information on Voluntary Outflow is published in the UK Armed Forces Monthly Manning Report Table 4 which can be found at [www.dasa.mod.uk](http://www.dasa.mod.uk).

## Voluntary Outflow rate from the UK Regular Forces

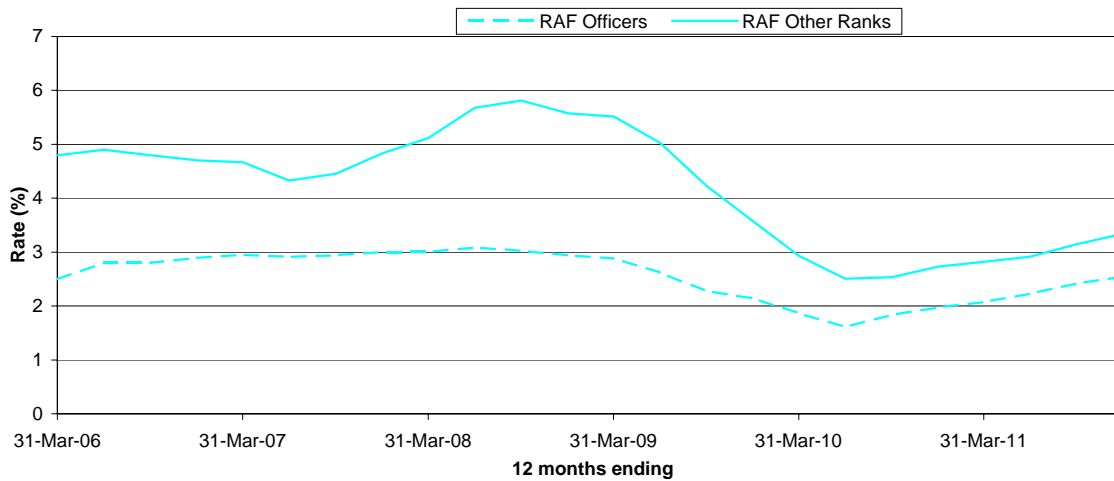
**Graph 7.1: Naval Service VO rate as a percentage of average trained strength**



**Graph 7.2: Army VO rate as a percentage of average trained strength**



**Graph 7.3: Royal Air Force VO rate as a percentage of average trained strength**



Due to ongoing validation of data from the Joint Personnel Administration System, Army reasons for exit, including VO, are unavailable from the 12 month period ending 31 March 2007 to the 12 month period ending 31 December 2008.

Monthly information on Voluntary Outflow is published in the UK Armed Forces Monthly Manning Report Graphs 4.1 - 4.3 which can be found at [www.dasa.mod.uk](http://www.dasa.mod.uk).

## Glossary

**Direct Entrants** to the trained strength comprises trained re-entrants, professionally qualified officers (PQO), Late Entrant (LE) transfers from the Army Other Ranks to Officers and FTRS filling regular posts.

**Ethnic Origin** is the ethnic grouping to which a person has indicated that they belong. The classifications used were revised for the 2001 Census of Population when a classification of nationality was also collected. These revised definitions were also used to re-survey members of the Armed Forces and the Civil Service in 2001-02.

**FTRS** (Full-Time Reserve Service) are personnel who fill Service posts for a set period on a full-time basis while being a member of one of the reserve Services, either as an ex-regular or as a volunteer. An FTRS reservist on:

- **Full Commitment (FC)** fulfils the same range of duties and deployment liability as a Regular Service person;
- **Limited Commitment (LC)** serves at one location but can be detached for up to 35 days a year;
- **Home Commitment (HC)** is employed at one location and cannot be detached elsewhere.

Each Service uses FTRS personnel differently:

The Naval Service predominantly uses FTRS to backfill gapped regular posts. However, they do have a small number of FTRS personnel that are not deployable for operations overseas. There is no distinction made in terms of fulfilling baseline Liability posts between FTRS Full Commitment (FC), Limited Commitment (LC) and Home Commitment (HC).

The Army employ FTRS(FC) and FTRS(LC) to fill Regular Army Liability (RAL) posts as a substitute for Regular personnel for set periods of time. FTRS(HC) personnel cannot be deployed to operations and are not counted against RAL.

The RAF consider that FTRS(FC) can fill regular RAF Liability posts but have identified separate liabilities for FTRS(LC) and FTRS(HC).

**Gurkhas** are recruited and employed in the British and Indian Armies under the terms of the 1947 Tri-Partite Agreement (TPA) on a broadly comparable basis. They remain Nepalese citizens but in all other respects are full members of HM Forces. Since 2008, Gurkhas are entitled to join the UK Regular Forces after 5 years of service and apply for British citizenship.

**Intake to UK Regular Forces** (as defined in table 4a and 4b) comprises new entrants, re-entrants, direct trained entrants (including professionally qualified officers) and intake from the reserves. It excludes all movements within the Regular Forces; including flows from the untrained to trained strength, transfers between Services and flows from ranks to officer due to promotion.

**Joint Personnel Administration** JPA is the system used by the Armed Forces to deal with matters of pay, leave and other personal administrative tasks. JPA replaced a number of single-service IT systems and was implemented in April 2006 for RAF, November 2006 for Naval Service and April 2007 for Army.

**Liability** is the requirement for Armed Forces personnel. The Quarterly Manning Report presents the "Regular Liability" in Table 1 and an additional liability in Table 2bi for Full Time Reserve Service Personnel that do not serve against the Regular Liability. Prior to 1 October 2010, the Army liability presented in this table includes the number of personnel currently serving in OCE(R) posts. From 1 October 2010 onwards, the liability is set at equal to current strength. For more details see Table 2bi.

**Long Term Absentees (LTAs)** are Service personnel who have been absent without leave (AWOL) for more than 21 days.

**Mobilised Reservists** are reserves who have been called into full-time service with the Regular Forces on military operations.



**Naval Service** comprises the Royal Navy (including the Queen Alexandra's Royal Naval Nursing Service) and the Royal Marines combined.

**Outflow from UK Regular Forces** include personnel leaving the Services, deaths, recalled reservists on release and outflow to the Home Service battalions of the Royal Irish Regiment (which disbanded on 31 March 2008). They do not include promotion from ranks to officers or flows between Services. Prior to year ending 31 March 2009, Army outflow included the net flow of personnel from the Regular Armed Forces to Long Term Absentee (LTA). Post year ending 31 March 2009 outflow does not include this flow to LTA.

**Operational Commitment Establishment (Reserve) (OCE(R))** FTRS(FC) personnel can be deployed either as a direct substitute for Regular Army personnel, or deployed into OCE(R) posts. While they are filling OCE(R) positions, FTRS(FC) personnel are not counted against Regular Army Liability. These are reported in Table 2bi as *FTRS personnel serving against an additional requirement* along with non-deployable FTRS as defined above.

OCE(R) posts can also be filled by mobilised volunteer or regular reservists, but these groups are not reported in this publication.

**Trained Strength** comprises military personnel who have completed Phase 1 and 2 training.

- **Phase 1** Training includes all new entry training to provide basic military skills.
- **Phase 2** Training includes initial individual specialisation, sub-specialisation and technical training following Phase 1 training prior to joining the trained strength.

**UK Regulars** are full time Service personnel, including Nursing Services, but excluding FTRS personnel, Gurkhas, Naval activated Reservists, mobilised Reservists, MPGS and NRPS. Unless otherwise stated, includes trained and untrained personnel.

**Untrained strength** comprises military personnel who have yet to complete Phase 2 training.

**Voluntary Outflow** is defined as all exits from trained personnel which are voluntarily generated by the individual before the end of their agreed engagement or commission period.