



# Ministry of Defence

## UK Armed Forces Monthly Personnel Report



1 December 2012

### Statistical release

Published: 17 January 2013

<b>Contents</b>		<b>Page</b>
<b>Commentary</b>		1
<b>Full Time UK Armed Forces strength</b>		
Table 1	Trained strengths and requirements	4
Graph 1.1	Naval Service: Trained strength and requirement	5
Graph 1.2	Army: Trained strength and requirement	5
Graph 1.3	Royal Air Force: Trained strength and requirement	5
Table 2	Full time trained and untrained personnel strength	6
<b>UK Regular Forces intake and outflow</b>		
Table 3	Intake and Outflow	7
Graph 3.1	Naval Service: Intake and outflow	8
Graph 3.2	Army: Intake and outflow	8
Graph 3.3	Royal Air Forces: Intake and outflow	8
<b>Voluntary Outflow</b>		
Table 4	Voluntary Outflow from trained UK Regular Forces	9
Graph 4.1	Naval Service: Voluntary Outflow	10
Graph 4.2	Army: Voluntary Outflow	10
Graph 4.3	Royal Air Force: Voluntary Outflow	10
<u>Glossary</u>		11

This is a monthly publication of the strength, intake and outflow of UK Regular and Non-Regular Forces broken down by training indicator. It complements the UK Armed Forces Quarterly Personnel Report by providing higher-level figures on strength, intake and outflow for the UK Armed Forces.

The tables provide information about the patterns of change in the composition of the UK's Armed Forces for the four most recent months. The three most recent financial years are also presented to provide context. The graphs that accompany tables extend the time-series to provide a monthly picture of the longer term patterns.

### Armed Forces Personnel Key Points and Trends

- The full time trained strength of the UK Armed Forces was 164,880 at 1 December 2012. This was a 1.2% deficit against the requirement of 166,910.
- Intake into the UK Regular Forces was 14,310 in the 12 months to 30 November 2012; a decrease of 3.3% compared with the 12 months to 31 March 2012.
- Outflow from the UK Regular Forces was 22,870 in the 12 months to 30 November 2012; an increase of 7.0% compared with the 12 months to 31 March 2012.
- In the 12 months to 30 November 2012; 2,680 personnel had left the UK Regular Armed Forces under the Armed Forces Redundancy Programme.

#### Release notes:

DASA undertook a major review of all Armed Forces personnel data from the Joint Personnel Administration system. Some figures for the period 1 May 2009 to 1 October 2011 will not match those published prior to 12 December 2012. Please refer to Page 3 for more details.

Further Information: DASA Tri Service    Tel: 020-780-78896    Email: [dasa-quad-enquiries@mod.uk](mailto:dasa-quad-enquiries@mod.uk)

General Public Enquiries: [www.dasa.mod.uk](http://www.dasa.mod.uk)

## **Commentary**

### **Surplus / Deficit in trained strength of the UK Armed Forces against the requirement**

1. The deficit in the UK Armed Forces trained strength was 2,030 (1.2% of the Requirement for trained UK Armed Forces) at 1 December 2012; compared with 2,730 (1.6% of the Requirement for trained UK Armed Forces) at 1 November 2012 and 2,390 (1.3% of the Requirement for trained UK Armed Forces) at 1 April 2011. (Table 1).

### **Requirement for UK Armed Forces**

2. The requirement for the UK Armed Forces is the number of service personnel needed, based on the Defence Planning Round liabilities set for each of the three Services. The requirement for UK Armed Forces was 166,910 at 1 December 2012; down from 167,900 at 1 November 2012, and down from 179,250 at 1 April 2011. (Table 1).

### **Trained and Untrained Strength of UK Armed Forces**

3. The total trained and untrained strength of the UK Armed Forces was 180,460 at 1 December 2012; down from 181,350 at 1 November 2012 and down from 192,330 at 1 April 2011. (Table 2).

### **Intake into and outflow from the UK Regular Armed Forces (trained and untrained)**

4. The intake into the UK Regular Forces was 14,310 in the 12 months to 30 November 2012; down from 14,590 in the 12 months to 31 October 2012 and up from 12,730 in the 12 months to 31 March 2011. (Table 3).
5. The outflow from the UK Regular Forces was 22,870 in the 12 months to 30 November 2012; up from 22,830 in the 12 months to 31 October 2012 and up from 18,140 in the 12 months to 31 March 2011. (Table 3).
6. In the 12 months to 30 November 2012, 2,680 personnel had left the UK Regular Armed Forces under the Armed Forces Redundancy Programme. (Table 3).
7. Excluding all flow to and from Long Term Absentee – in the 12 months ending 30 November 2012, 8,560 more people left the UK Regular Armed Forces than joined. In the 12 months ending 31 October 2012, 8,240 more people left the UK Regular Armed Forces than joined. And in the 12 months ending 31 March 2011, 5,410 more people left the UK Armed Forces than joined. (Table 3).

### **Voluntary Outflow (VO) from the trained UK Regular Armed Forces**

8. The Voluntary Outflow rate for Officers was 3.9% of the trained strength in the 12 months to 30 November 2012; up from 3.8% in the 12 months to 31 October 2012 and up from 2.9% in the 12 months to 31 March 2011. (Table 4).
9. The Voluntary Outflow rate from the Other Ranks was 5.4% of the trained strength in the 12 months to 30 November 2012; up from 5.3% in the 12 months to 31 October 2012 and up from 4.0% in the 12 months to 31 March 2011. (Table 4).

## **Data Sources:**

Armed Forces statistics prior to March 2006 are compiled from pay records (Naval Service) or personnel records (Army and RAF) held by the Service Personnel and Veterans Agency (SPVA, formerly the Armed Forces Personnel Administration Agency). In March 2006 the transfer of all Service personnel records to the Joint Personnel Administration (JPA) system began. Statistics are compiled from JPA for the RAF from April 2006, for the Naval Service from November 2006 and for the Army from April 2007.

## **Data Issues – Strengths/Weaknesses (Data Quality):**

1. All tables presented in this publication meet the high standards of quality and integrity demanded by the Code of Practice for Official Statistics.
2. Data on reason for leaving the Army have not been available on JPA since 1 April 2007. This is due to: a) data being poorly entered onto JPA; b) problems processing outflow and c) incomplete Queens Regulations on JPA. These issues are being dealt with by Army Personnel Centre (APC), Service Personnel and Veterans Agency (SPVA) and DASA but further work is required until they are fully resolved. DASA have merged JPA data with a nominal roll from APC of Notices to Terminate as well as DASA (Health Information) statistics on medical discharges and deaths and have provided Voluntary Outflow (VO) for Army Other Ranks for the 12 months to 31 March 2009 onwards. DASA aim to continue to provide these on a monthly basis.
3. Requirements figures from 1 June 2009 to 1 April 2010 are derived by interpolation between the Defence Planning Round 09 (DP09) April 2009 and April 2010 Requirements. The Naval Service liability for April 2010 increased with effect from January 2010, affecting interpolated liabilities from 1 Jan 10. Requirements from 1 May 2010 to 1 April 2011 are interpolated between the April 2010 levels set in DP09 (including the Naval Service increase) and the April 2011 levels set in Defence Planning Round 10. Requirements from 1 May 2011 are interpolated on a monthly basis between April 11 levels set in Defence Planning Round 10, and April 12 levels set in Defence Planning Round 11. Requirements from 1 May 2012 to 1 April 2013 are based on Defence Planning Round liabilities set for each of the three Services. Naval Service requirements from 1 May 2012 to 1 July 2012 are interpolated on a monthly basis between April 12 levels set in Defence Planning Round 11, and April 13 levels set in Defence Planning Round, from 1 August 2012 the Naval Service requirement has been updated to reflect Planning Liability 1 of 12 scaled to Defence Planning Round 12. Army and RAF requirements are interpolated on a monthly basis between April 12 levels set in Defence Planning Round 11, and April 13 levels set in Defence Planning Round 12.

DASA welcome feedback on our statistical products. If you have any comments or questions about this publication or about DASA statistics in general, you can contact us as follows:  
Tel 0207 807 8896.

Email [DASA-quad-enquiries@mod.uk](mailto:DASA-quad-enquiries@mod.uk)

Visit our website at [www.dasa.mod.uk](http://www.dasa.mod.uk) and complete the feedback form there.

## **Symbols and Conventions**

### **Symbols**

	discontinuity in time series
*	not applicable
..	not available
p	provisional

r	revised
rp	revised but still provisional
e	estimate
-	zero or rounded to zero

*Italic* figures are used for percentages and other rates, except where otherwise indicated.

### **Rounding**

Where rounding has been used, totals and sub-totals have been rounded separately and so totals may not equal the sums of their rounded parts. When rounding to the nearest 10, numbers ending in “5” have been rounded to the nearest multiple of 20 to prevent systematic bias.

**Table 1 - Full time trained strengths and requirements of UK Armed Forces<sup>1</sup>**

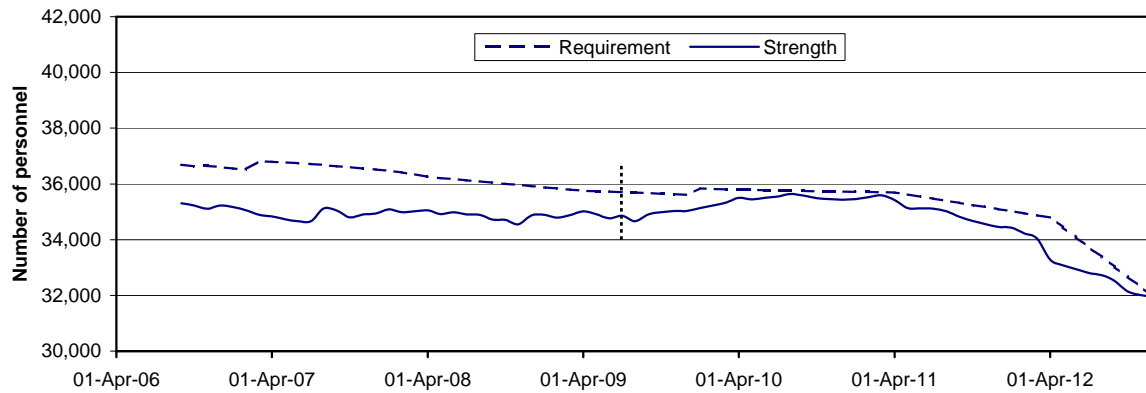
	2010 1 Apr	2011 1 Apr	2012 1 Apr	2012 1 Sep	2012 1 Oct	2012 1 Nov	2012 1 Dec
<b>All Services</b>							
Requirement <sup>2</sup>	178 750	179 250	174 840	169 880 <sup>p</sup>	168 890 <sup>p</sup>	167 900 <sup>p</sup>	166 910 <sup>p</sup>
Trained Strength <sup>3</sup>	177 890	176 860	170 010	166 720	165 890	165 170	164 880
Surplus/Deficit	- 860	-2 390	-4 830	-3 160 <sup>p</sup>	-3 000 <sup>p</sup>	-2 730 <sup>p</sup>	-2 030 <sup>p</sup>
<b>Naval Service</b>							
Requirement <sup>2</sup>	35 790	35 700	34 800	33 020	32 660	32 310	31 950
Trained Strength	35 500	35 420	33 290	32 520	32 140	32 010	31 940
Surplus/Deficit	- 290	- 280	-1 510	- 500	- 530	- 300	- 20
<b>Army</b>							
Requirement <sup>2</sup>	102 160	102 210	101 210	99 370	99 000	98 630	98 260
Trained Strength <sup>3</sup>	102 260	101 340	98 600	97 230	96 960	96 490	96 510
Surplus/Deficit	100	- 870	-2 610	-2 140	-2 040	-2 140	-1 750
<b>Royal Air Force</b>							
Requirement <sup>2</sup>	40 800	41 340	38 830	37 490 <sup>p</sup>	37 220 <sup>p</sup>	36 960 <sup>p</sup>	36 690 <sup>p</sup>
Trained Strength	40 130	40 090	38 120	36 970	36 790	36 670	36 440
Surplus/Deficit	- 670	-1 250	- 700	- 520 <sup>p</sup>	- 430 <sup>p</sup>	- 290 <sup>p</sup>	- 260 <sup>p</sup>

Source: DASA (Tri-Service)

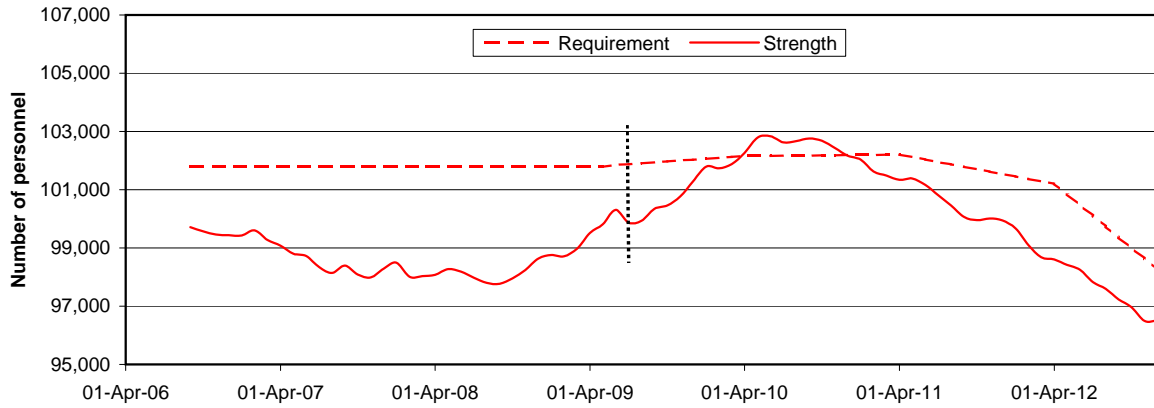
1. Full time trained strength and trained requirement comprises trained UK Regular Forces, trained Gurkhas and from 1 July 2009 onwards elements of the Full Time Reserve Service (FTRS) that may be deployed overseas, including Full Commitment (FC), Limited Commitment (LC), Home Commitment (HC) personnel. See Glossary for more details.
2. Requirements are based on Defence Planning Round liabilities set for each of the three Services. Naval Service requirements from 1 May 2012 to 1 July 2012 are interpolated on a monthly basis between April 12 levels set in Defence Planning Round 11, and April 13 levels set in Defence Planning Round 12, from 1 August 2012 the Naval Service requirement has been updated to reflect Planning Liability 1 of 12 scaled to Defence Planning Round 12. Army and RAF requirements are interpolated on a monthly basis between April 12 levels set in Defence Planning Round 11, and April 13 levels set in Defence Planning Round 12.
3. From 1 September 2011, the Army has changed its definition of 'trained Officer' to exclude those who have not yet passed Phase II training. This change brings it into line with the other Services.

# Trained strength and requirement of UK Armed Forces

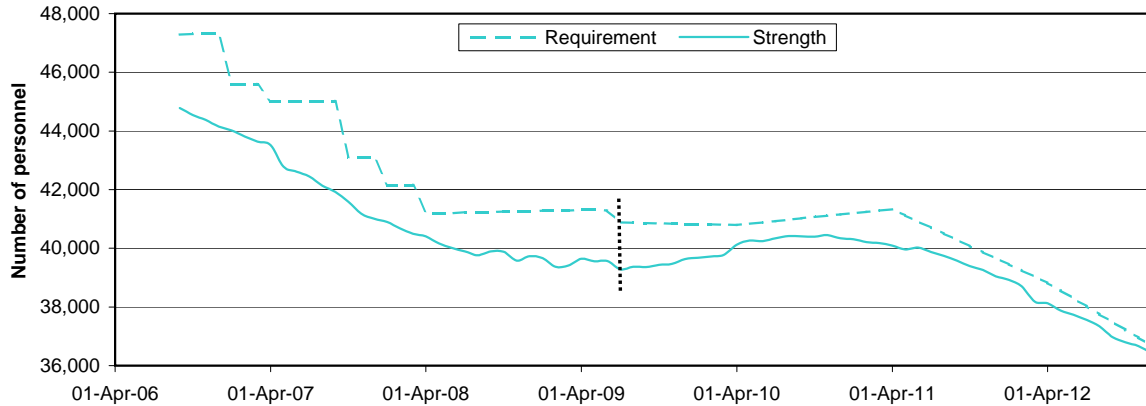
## Graph 1.1 - Naval Service officers and other ranks



## Graph 1.2 - Army officers and other ranks



## Graph 1.3 - Royal Air Force officers and other ranks



Prior to 1 July 2009 strength and requirement figures include some FTRS personnel that were not deployable overseas. This is shown in the graphs as a dotted line representing a break in series. See Glossary for more details.

Tables showing data on the trained strength and requirement from 1 April 2006 to 1 April 2009 are shown in TSP 3 which can be found at [www.dasa.mod.uk](http://www.dasa.mod.uk).

For graphs showing the three services full time trained strength and requirement split by officer/rank, see graphs 1.1-1.9 in the UK Armed Forces Quarterly Personnel Report which can be found at [www.dasa.mod.uk](http://www.dasa.mod.uk).

**Table 2 - Strength of UK Armed Forces<sup>1</sup> - full time trained and untrained personnel**

As at 1 December 2012 the UK Armed Forces comprised 180,460 personnel of which 164,880 were trained and counted against the requirement. There were 13,550 untrained personnel.

	2010 1 Apr	2011 1 Apr	2012 1 Apr	2012 1 Sep	2012 1 Oct	2012 1 Nov	2012 1 Dec
<b>UK Armed Forces<sup>1</sup></b>	<b>197 820</b>	<b>192 330</b>	<b>185 690</b>	<b>181 500</b>	<b>181 710</b>	<b>181 350</b>	<b>180 460</b>
Trained and serving against requirement <sup>2</sup>	177 890 <sup>†</sup>	176 860	170 010	166 720	165 890	165 170	164 880
FTRS serving against additional requirement	1 320	1 530	1 810	1 940	1 960	2 000	2 030
Untrained	18 610	13 950	13 870	12 850	13 860	14 180	13 550
<b>UK Regular Forces<sup>3</sup></b>	<b>191 710</b>	<b>186 360</b>	<b>179 800</b>	<b>175 730</b>	<b>175 940</b>	<b>175 540</b>	<b>174 710</b>
Trained	173 300	172 600	166 110	163 060	162 160	161 450	161 240
Untrained	18 400	13 770	13 700	12 670	13 770	14 100	13 470
<b>Naval Service</b>	<b>38 730</b>	<b>37 660</b>	<b>35 540</b>	<b>34 900</b>	<b>34 680</b>	<b>34 580</b>	<b>34 470</b>
Trained	35 180	35 250	33 190	32 400	32 020	31 880	31 800
Untrained	3 560	2 410	2 360	2 500	2 670	2 700	2 660
<b>Army</b>	<b>108 920</b>	<b>106 240</b>	<b>104 250</b>	<b>102 120</b>	<b>102 760</b>	<b>102 590</b>	<b>102 100</b>
Trained <sup>4</sup>	98 040	97 280	94 800	93 690	93 360	92 900	93 010
Untrained <sup>4</sup>	10 890	8 960	9 450	8 440	9 400	9 690	9 090
<b>Royal Air Force</b>	<b>44 050</b>	<b>42 460</b>	<b>40 000</b>	<b>38 700</b>	<b>38 500</b>	<b>38 370</b>	<b>38 140</b>
Trained	40 090	40 070	38 120	36 970	36 790	36 660	36 430
Untrained	3 960	2 400	1 880	1 740	1 710	1 710	1 720
<b>Full Time UK Non-Regular Forces<sup>5</sup></b>	<b>6 120</b>	<b>5 970</b>	<b>5 890</b>	<b>5 780</b>	<b>5 770</b>	<b>5 800</b>	<b>5 750</b>
Trained	5 900	5 790	5 710	5 600	5 690	5 720	5 670
Gurkhas	3 620	3 740	3 650	3 420	3 490	3 470	3 380
FTRS serving against the requirement <sup>2</sup>	960	520	260	240	240	250	250
FTRS serving against additional requirement	1 320	1 530	1 810	1 940	1 960	2 000	2 030
Untrained	210	180	180	180	80	80	80
Gurkhas	210	180	180	180	80	80	80
FTRS <sup>6</sup>	*	*	*	*	*	*	*

Source: DASA (Tri-Service)

1. UK Armed Forces comprises all UK Regular Forces and full time UK Non-Regular Forces but excludes mobilised reservists.
2. Prior to 1 July 2009 figures include some FTRS personnel that were not deployable overseas. See Glossary for more details.
3. UK Regular Forces comprises trained and untrained personnel. It does not include Gurkhas, Full Time Reserve Service (FTRS) personnel and mobilised reservists.
4. From 1 September 2011, the Army has changed its definition of 'trained Officer' to exclude those who have not yet passed Phase II training. This change brings it into line with the other Services.
5. Full Time UK Non-Regular Forces comprises Gurkhas and Full Time Reserve Service Personnel (FTRS). Mobilised Reservists are not classed as Full Time UK Non-Regular Forces.
6. For a reservist to serve full time they are required to be trained.

For more information on the total strength of the UK Armed Forces, broken down by trained and untrained, and Regular and Non-Regular components see tables 2a, 2b and 2c of the UK Armed Forces Quarterly Personnel Report which can be found at [www.dasa.mod.uk](http://www.dasa.mod.uk).

**Table 3 - Intake<sup>1</sup> to and Outflow<sup>2</sup> from UK Regular Forces<sup>3</sup> by Service**

	Financial Year			12 months ending:				Financial Year to 2012 30 Nov
	2009/10	2010/11	2011/12	2012 31 Aug	2012 30 Sep	2012 31 Oct	2012 30 Nov	
<b>All Services</b>								
Strength at start of period	188 600	191 710	186 360	183 430	183 980	183 710	183 190	179 800
<b>Intake (+)</b>	<b>21 500</b>	<b>12 730</b>	<b>14 800</b>	<b>14 380</b>	<b>14 530</b>	<b>14 590</b>	<b>14 310</b>	<b>9 810</b>
<b>LTA Intake (+)<sup>4</sup></b>	<b>980</b>	820	630	610	600	590	570	360
<b>Outflow (-)</b>	<b>18 270</b>	<b>18 140</b>	<b>21 370</b>	<b>22 170</b>	<b>22 670</b>	<b>22 830</b>	<b>22 870</b>	<b>14 980</b>
<i>of which Voluntary Outflow<sup>5</sup></i>	<i>6 400</i>	<i>6 660</i>	<i>7 750</i>	<i>8 110</i>	<i>8 260</i>	<i>8 410</i>	<i>8 560</i>	<i>6 100</i>
<i>of which Redundancy<sup>6</sup></i>	-	-	<i>1,650</i>	<i>2 300</i>	<i>2 620</i>	<i>2 660</i>	<i>2 680</i>	<i>1 050</i>
<b>LTA Outflow (-)<sup>4</sup></b>	<b>1,110</b>	<b>750</b>	<b>640</b>	<b>560</b>	<b>530</b>	<b>510</b>	<b>480</b>	<b>290</b>
Strength at end of period <sup>7</sup>	191 710	186 360	179 800	175 730	175 940	175 540	174 710	174 710
<b>Naval Service</b>								
Strength at start of period	38 340	38 730	37 660	36 800	36 760	36 640	36 590	35 540
<b>Intake (+)</b>	<b>4 130</b>	<b>2 550</b>	<b>2 220</b>	<b>2 430</b>	<b>2 570</b>	<b>2 670</b>	<b>2 660</b>	<b>1 920</b>
<b>LTA Intake (+)<sup>4</sup></b>	<b>20</b>	20	10	10	10	10	10	10
<b>Outflow (-)</b>	<b>3 720</b>	<b>3 630</b>	<b>4 320</b>	<b>4 320</b>	<b>4 650</b>	<b>4 720</b>	<b>4 780</b>	<b>2 990</b>
<i>of which Voluntary Outflow<sup>5</sup></i>	<i>1 380</i>	<i>1 330</i>	<i>1 450</i>	<i>1 550</i>	<i>1 600</i>	<i>1 660</i>	<i>1 710</i>	<i>1 280</i>
<i>of which Redundancy<sup>6</sup></i>	-	-	<i>660</i>	<i>690</i>	<i>970</i>	<i>970</i>	<i>970</i>	<i>320</i>
<b>LTA Outflow (-)<sup>4</sup></b>	<b>20</b>	<b>20</b>	<b>10</b>	<b>10</b>	<b>10</b>	<b>10</b>	<b>10</b>	<b>10</b>
Strength at end of period <sup>7</sup>	38 730	37 660	35 540	34 900	34 680	34 580	34 470	34 470
<b>Army</b>								
Strength at start of period	106 700	108 920	106 240	104 910	105 640	105 740	105 460	104 250
<b>Intake (+)<sup>8</sup></b>	<b>13 910</b>	<b>8 760</b>	<b>11 190</b>	<b>10 670</b>	<b>10 740</b>	<b>10 600</b>	<b>10 360</b>	<b>6 990</b>
<b>LTA Intake (+)<sup>4</sup></b>	<b>960</b>	790	620	600	590	570	560	350
<b>Outflow (-)</b>	<b>11 560</b>	<b>11 500</b>	<b>13 200</b>	<b>13 560</b>	<b>13 730</b>	<b>13 840</b>	<b>13 820</b>	<b>9 220</b>
<i>of which Voluntary Outflow<sup>5</sup></i>	<i>3 950</i>	<i>4 260</i>	<i>4 980</i>	<i>5 200</i>	<i>5 280</i>	<i>5 380</i>	<i>5 460</i>	<i>3 840</i>
<i>of which Redundancy<sup>6</sup></i>	-	-	<i>550</i>	<i>720</i>	<i>740</i>	<i>780</i>	<i>780</i>	<i>240</i>
<b>LTA Outflow (-)<sup>4</sup></b>	<b>1,080</b>	<b>730</b>	<b>630</b>	<b>540</b>	<b>520</b>	<b>500</b>	<b>470</b>	<b>280</b>
Strength at end of period <sup>7</sup>	108 920	106 240	104 250	102 120	102 760	102 590	102 100	102 100
<b>Royal Air Force</b>								
Strength at start of period	43 560	44 050	42 460	41 720	41 580	41 330	41 140	40 000
<b>Intake (+)</b>	<b>3 460</b>	<b>1 410</b>	<b>1 390</b>	<b>1 280</b>	<b>1 220</b>	<b>1 320</b>	<b>1 280</b>	<b>900</b>
<b>LTA Intake (+)<sup>4</sup></b>	-	-	-	-	-	-	-	-
<b>Outflow (-)</b>	<b>2 990</b>	<b>3 010</b>	<b>3 850</b>	<b>4 290</b>	<b>4 300</b>	<b>4 270</b>	<b>4 270</b>	<b>2 760</b>
<i>of which Voluntary Outflow<sup>5</sup></i>	<i>1 070</i>	<i>1 070</i>	<i>1 320</i>	<i>1 370</i>	<i>1 370</i>	<i>1 370</i>	<i>1 390</i>	<i>970</i>
<i>of which Redundancy<sup>6</sup></i>	-	-	<i>440</i>	<i>900</i>	<i>910</i>	<i>920</i>	<i>930</i>	<i>500</i>
<b>LTA Outflow (-)<sup>4</sup></b>	<b>10</b>	-	-	-	-	-	-	-
Strength at end of period <sup>7</sup>	44 050	42 460	40 000	38 700	38 500	38 370	38 140	38 140

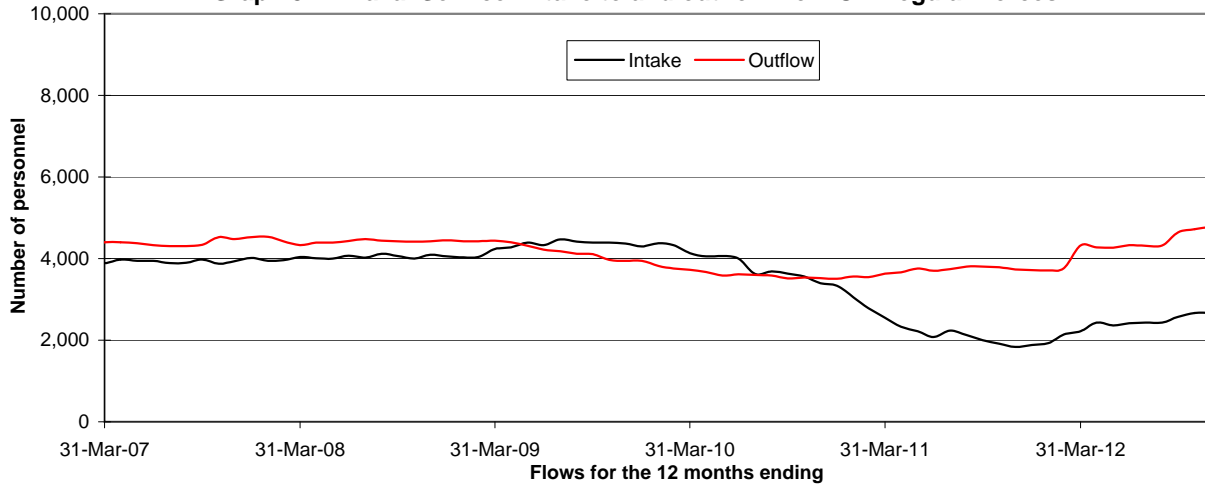
Source: DASA (Tri-Service)

1. Figures show Intake to UK Regular Forces, both trained and untrained, which comprises new entrants, re-entrants, direct trained entrants (including professionally qualified officers) and intake from the reserves. They exclude all movements within the Regular Forces; including flows from untrained to trained strength, transfers between Services and flows from ranks to officer due to promotion.
2. Figures show Outflow from UK Regular Forces, both trained and untrained, including personnel leaving the Services, deaths, recalled reservists on release and outflow to the Home Service battalions of the Royal Irish Regiment (which disbanded on 31 March 2008). They do not include promotion from ranks to officers or flows between Services.
3. UK Regular Forces comprises trained and untrained personnel. It does not include Gurkhas, Full Time Reserve personnel and mobilised reservists.
4. Long Term Absentees (LTAs) are service personnel who have been absent without leave (AWOL) for more than 21 days.
5. Voluntary Outflow is defined as all exits from trained personnel which are voluntarily generated by the individual before the end of their agreed engagement or commission period.
6. Redundancy figures presented will not match those published in the Quarterly Personnel Report (QPR) due to the inclusion of both Trained and Untrained Personnel.
7. Strengths at the end of the period may not equal the sum of the strength at the beginning of the period and intervening intake and outflow. This is due to movements between Services.
8. From 1 April 2009 onwards, Army intake figures include transfers from the Gurkhas to the UK Regular Forces.

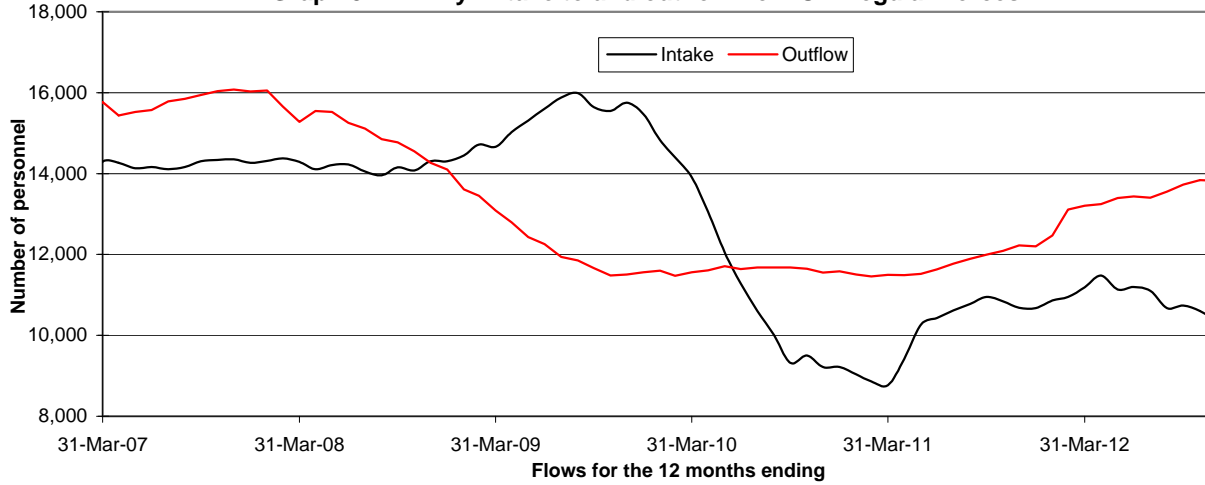


## Intake to and Outflow from UK Regular Forces

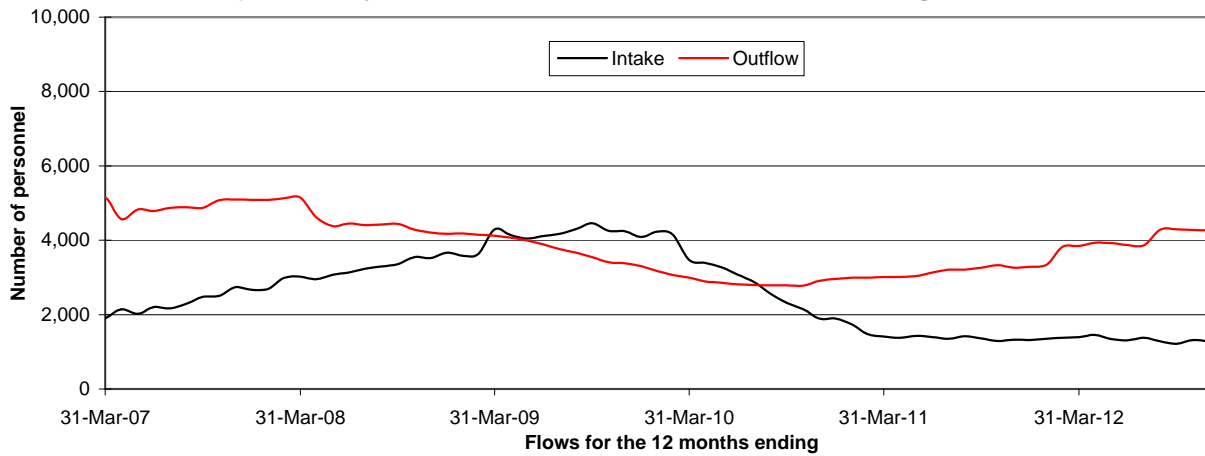
**Graph 3.1 - Naval Service: Intake to and outflow from UK Regular Forces**



**Graph 3.2 - Army: Intake to and outflow from UK Regular Forces**



**Graph 3.3 - Royal Air Force: Intake to and outflow from UK Regular Forces**



Prior to year ending 31 March 2007, Army outflow included the net flow of personnel from the Regular Armed Forces to Long Term Absentee (LTA). Post 31 March 2007 outflow does not include this flow to LTA. See Glossary for more details.

For graphs showing the intake to and outflow from the UK Armed Forces by Service see graphs 4.1 4.2, 4.3, 6.1, 6.2 and 6.3 in the UK Armed Forces Quarterly Personnel Report which can be found at [www.dasa.mod.uk](http://www.dasa.mod.uk).

**Table 4 - Voluntary Outflow<sup>1</sup> (VO) from trained UK Regular Forces**

	Financial Year			12 month period ending			
	2009/10	2010/11	2011/12	2012 31 Aug	2012 30 Sep	2012 31 Oct	2012 30 Nov
<b>All Services</b>							
<b>Officers</b>							
VO number	820	840	1,000	1,030	1,070	1,070	1,090
VO rate <sup>2</sup>	2.9	2.9	3.5	3.7	3.8	3.8	3.9
<b>Other Ranks</b>							
VO number	5 580	5 820	6 750	7 080	7 190	7 340	7 480
VO rate <sup>2</sup>	3.9	4.0	4.8	5.1	5.2	5.3	5.4
<b>Naval Service</b>							
<b>Officers</b>							
VO number	220	190	200	230	240	230	240
VO rate <sup>2</sup>	3.4	2.9	3.1	3.5	3.7	3.6	3.8
<b>Other Ranks</b>							
VO number	1 160	1 140	1 250	1 330	1 370	1 430	1 470
VO rate <sup>2</sup>	4.1	4.0	4.4	4.9	5.1	5.3	5.5
<b>Army</b>							
<b>Officers</b>							
VO number	450	480	560	580	620	620	620
VO rate <sup>2</sup>	3.2	3.4	4.1	4.3	4.6	4.7	4.7
<b>Other Ranks</b>							
VO number	3 500	3 780	4 420	4 610	4 660	4 750	4 840
VO rate <sup>2</sup>	4.2	4.5	5.4	5.7	5.7	5.9	6.0
<b>Royal Air Force</b>							
<b>Officers</b>							
VO number	160	180	230	220	220	220	220
VO rate <sup>2</sup>	1.8	2.1	2.8	2.6	2.7	2.7	2.7
<b>Other Ranks</b>							
VO number	910	900	1,090	1 150	1 160	1 160	1 160
VO rate <sup>2</sup>	2.9	2.8	3.5	3.8	3.9	3.9	3.9

Source: DASA (Tri-Service)

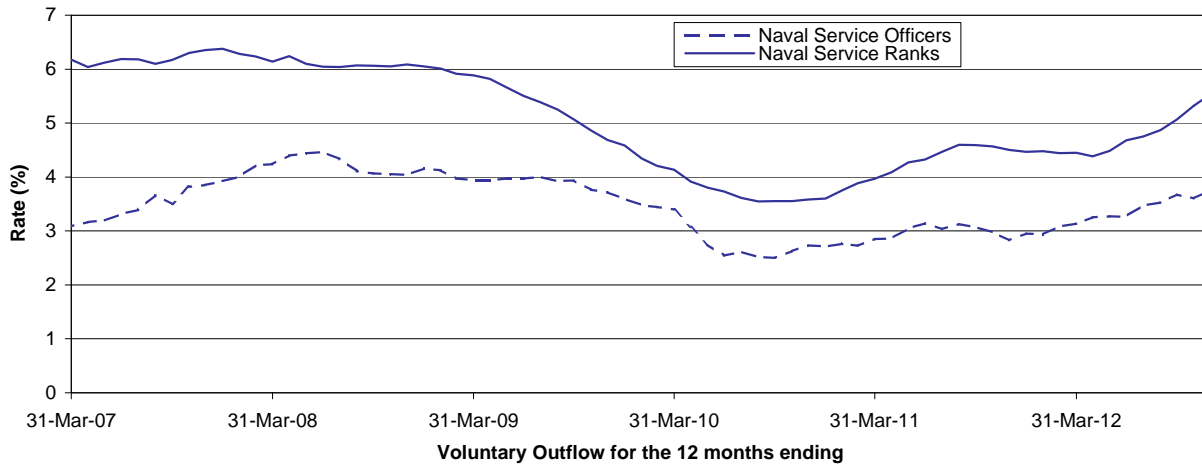
1. Voluntary Outflow is defined as all exits from Trained UK Regular Forces which are voluntarily generated by the individual before the end of their agreed engagement or commission period.

2. VO rate is the percentage of the trained UK Regular Forces that left as VO.

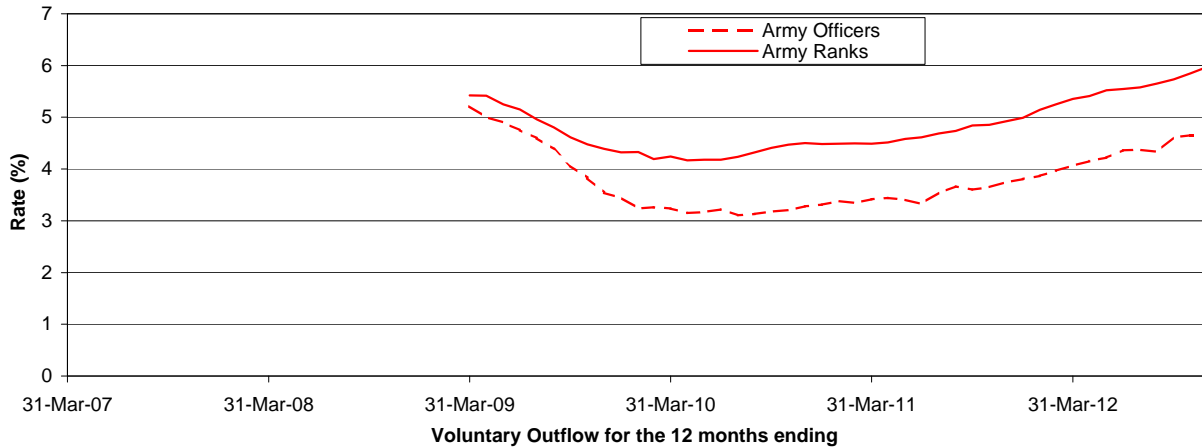
For more information on Voluntary Outflow from UK Regular Forces, see tables 7a and 7b in the UK Armed Forces Quarterly Personnel Report which can be found at [www.dasa.mod.uk](http://www.dasa.mod.uk).

## Voluntary Outflow (VO) from UK Regular Forces

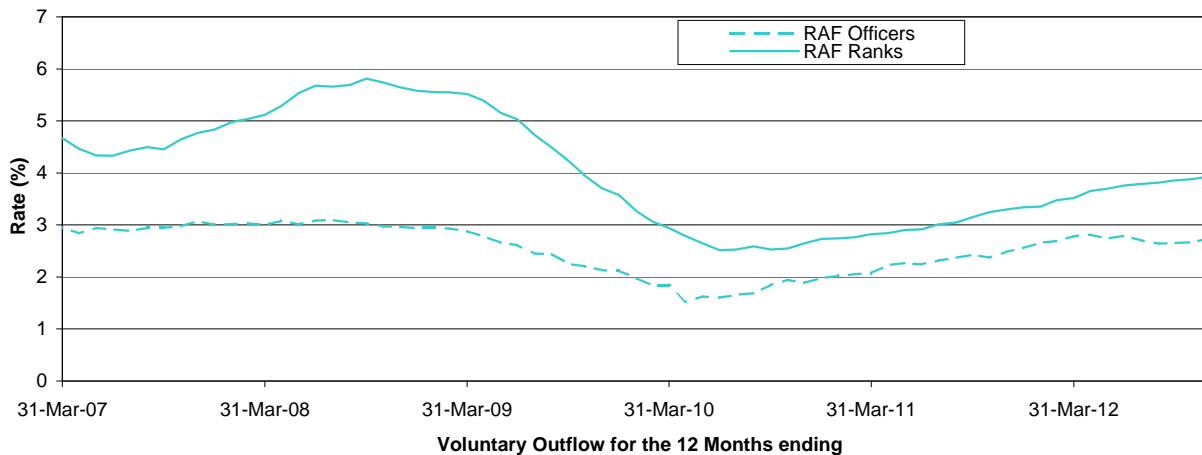
**Graph 4.1: Naval Service VO rate as a percentage of average trained strength**



**Graph 4.2: Army VO rate<sup>1</sup> as a percentage of average trained strength**



**Graph 4.3: Royal Air Force VO rate as a percentage of average trained strength**



1. Army reasons for exit, including VO, are unavailable from the 12 month period ending 31 March 2007 to the 12 month period ending 31 December 2008.

Tables showing data on Voluntary Outflow from 12 months ending 31 March 2006 to 31 March 2007 are shown in TSP 4 tables 12 and 13 which can be found at [www.dasa.mod.uk](http://www.dasa.mod.uk).

## Glossary

**FTRS** (Full-Time Reserve Service) are personnel who fill Service posts for a set period on a full-time basis while being a member of one of the reserve Services, either as an ex-regular or as a volunteer. An FTRS reservist on:

- **Full Commitment (FC)** fulfils the same range of duties and deployment liability as a Regular Service person;
- **Limited Commitment (LC)** serves at one location but can be detached for up to 35 days a year;
- **Home Commitment (HC)** is employed at one location and cannot be detached elsewhere.

Each Service uses FTRS personnel differently:

The Naval Service predominantly uses FTRS to backfill gapped regular posts. However, they do have a small number of FTRS personnel that are not deployable for operations overseas. There is no distinction made in terms of fulfilling baseline Liability posts between FTRS Full Commitment (FC), Limited Commitment (LC) and Home Commitment (HC).

The Army employ FTRS(FC) and FTRS(LC) to fill Regular Army Liability (RAL) posts as a substitute for Regular personnel for set periods of time. FTRS(HC) personnel cannot be deployed to operations and are not counted against RAL.

The RAF consider that FTRS(FC) can fill regular RAF Liability posts but have identified separate liabilities for FTRS(LC) and FTRS(HC).

**Gurkhas** are recruited and employed in the British and Indian Armies under the terms of the 1947 Tri-Partite Agreement (TPA) on a broadly comparable basis. They remain Nepalese citizens but in all other respects are full members of HM Forces. Since 2008, Gurkhas are entitled to join the UK Regular Forces after 5 years of service and apply for British citizenship.

**Intake to UK Regular Forces** (as defined in table 3) comprises new entrants, re-entrants, direct trained entrants (including professionally qualified officers) and intake from the reserves. It excludes all movements within the Regular Forces; including flows from the untrained to trained strength, transfers between Services and flows from ranks to officer due to promotion.

**Joint Personnel Administration JPA** is the system used by the Armed Forces to deal with matters of pay, leave and other personal administrative tasks. JPA replaced a number of single-service IT systems and was implemented in April 2006 for RAF, November 2006 for Naval Service and April 2007 for Army.

**Liability** is the requirement for Armed Forces personnel. The Monthly Personnel Report presents the "Regular Liability" in Table 1.

**Long Term Absentees (LTAs)** are service personnel who have been Absent without leave (AWOL) for more than 21 days.

**Mobilised Reservists** are reserves who have been called into full-time service with the Regular Forces on military operations.

**Naval Service** comprises the Royal Navy (including the Queen Alexandra's Royal Naval Nursing Service) and the Royal Marines combined.

**Operational Commitment Establishment (Reserve) (OCE(R))** FTRS(FC) personnel that are deployed to operations can be moved into OCE(R) posts. While they are filling OCE(R) positions, FTRS(FC) personnel are not counted against Regular Army Liability. These are

reported in Table 2 as *FTRS personnel serving against an additional requirement* along with non-deployable FTRS as defined above.

**Outflow from UK Regular Forces** includes personnel leaving the Services, deaths, recalled reservists on release and outflow to the Home Service battalions of the Royal Irish Regiment (which disbanded on 31 March 2008). They do not include promotion from ranks to officers or flows between Services.

Prior to year ending 31 March 2009, Army outflow included the net flow of personnel from the Regular Armed Forces to Long Term Absentee (LTA). Post year ending 31 March 2009 outflow does not include this flow to LTA.

**Trained Strength** comprises military personnel who have completed Phase 1 and 2 training.

- **Phase 1** Training includes all new entry training to provide basic military skills.
- **Phase 2** Training includes initial individual specialisation, sub-specialisation and technical training following Phase 1 training prior to joining the trained strength.

**UK Regulars** are full time Service personnel, including Nursing Services, but excluding FTRS personnel, Gurkhas, Naval activated Reservists, mobilised Reservists, MPGS and NRPS. Unless otherwise stated, includes trained and untrained personnel.

**Untrained strength** comprises military personnel who have yet to complete Phase 2 training.

**Voluntary Outflow** is defined as all exits from trained personnel which are voluntarily generated by the individual before the end of their agreed engagement or commission period.