

DASA Price Indices

Search and Rescue

Monthly Report Pocket Brief

September 2010

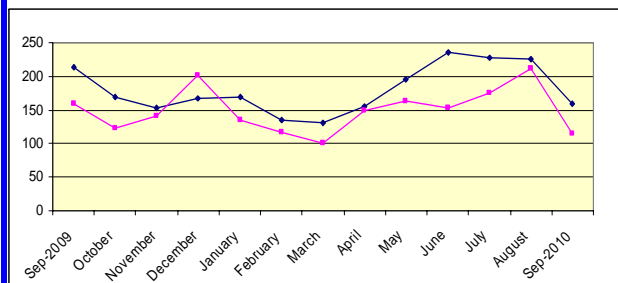
The full report is available at
<http://www.dasa.mod.uk>



1. UK and Overseas Summary

2010	Total Callouts	UK Helos	O/S Helos	Fixed Wing	Mountain Rescue	Marine Craft	Persons Assisted
September	160	147	8	-	5	-	114
Previous 12 Months							
August 2010	225	216	6	-	3	-	211
July 2010	228	222	2	-	4	-	176
June 2010	235	224	8	-	3	-	153
May 2010	195	181	6	-	8	-	163
April 2010	155	153	1	-	1	-	149
March 2010	131	113	8	2	8	-	100
February 2010	136	121	10	-	5	-	117
January 2010	170	161	1	1	7	-	136
December 2009	168	146	15	1	6	-	201
November 2009	153	145	4	-	4	-	141
October 2009	169	152	9	1	7	-	122
September 2009	213	199	3	1	10	-	159
Incidents	Kinloss 147	Cyprus 1	Falklands 5	Total 153			

2. UK and Overseas Totals - Last 13 Months



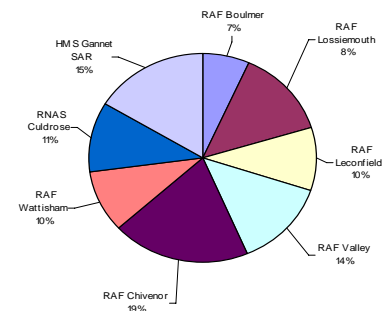
3. Callouts by Unit and Type of Assistance

Unit	RAF						Total	RNAS			Total	UK Other		Grand Total
	Boulmer	Lossiemouth	Leconfield	Valley	Chivenor	Wattisham		Culdrose	Gannet SAR					
Rescue	Civ	-	-	-	3	2	5	-	-	-	-	-	-	5
Search-Rescue	Civ	-	2	-	1	1	5	-	-	-	-	-	-	5
Medrescue	Civ	6	7	6	8	11	42	10	9	19	-	-	-	61
Search-Medrescue	Civ	-	3	1	-	-	4	1	-	1	-	-	-	5
Medtransfer	Civ	-	1	1	1	1	3	3	5	8	-	-	-	15
Recovery	Civ	-	-	-	-	-	-	-	-	-	-	-	-	-
Search-Recovery	Civ	-	-	-	-	-	-	-	-	-	-	-	-	-
Transfer	Civ	-	-	-	-	-	-	-	-	-	-	-	-	-
Civil Aid	Civ	-	-	-	-	-	-	-	-	-	-	-	-	-
Search	Civ	1	2	2	2	2	3	12	-	-	-	-	-	12
Top Cover	Civ	1	-	-	1	-	2	-	-	-	-	-	-	2
Assist	Civ	1	1	-	-	-	2	-	-	-	-	-	-	2
Search-Assist	Civ	-	1	-	-	-	1	-	-	-	-	-	-	1
Recalled	Civ	1	2	2	2	7	2	16	1	5	6	-	-	22
Not Req	Civ	-	1	1	-	4	-	6	-	4	4	-	-	10
False Alarm	Civ	-	-	-	-	1	1	-	-	-	-	-	-	1
Hoax	Civ	-	-	1	-	-	1	-	-	-	-	-	-	1
Precaution	Civ	-	-	-	-	-	-	-	-	-	-	-	-	-
Aborted	Civ	-	-	-	2	-	2	-	-	-	-	-	-	2
Search-Aborted	Civ	-	-	-	-	-	-	-	1	1	-	-	-	1
Total Civil		10	20	14	20	28	14	106	15	24	39	-	-	145
Total Military		-	-	-	-	1	1	1	1	1	1	-	-	2
Total Callouts		10	20	14	20	29	14	107	16	24	40	-	-	147

Unit	O/S Helos				Total	Fixed Wing			Total	MRT					Total	Marine Craft		Total
	Cyprus	Falklands	Overseas	Others		Nimrod	Other Fixed Wing			Kinloss	Leeming	Leuchars	Valley	Other		MCU (UK)	MCU (Overseas)	
Total Civil	-	3	-	-	3	-	-	-	-	3	-	-	-	-	5	-	-	-
Total Military	2	3	-	-	5	-	-	-	-	-	-	-	-	-	-	-	-	-
Total Callouts	2	6	-	-	8	-	-	-	-	3	-	2	-	-	5	-	-	-

'UK Others' = non-SAR helicopters

4. UK Helicopters Callouts by Unit



5. Persons Moved by Unit and Type of Assistance

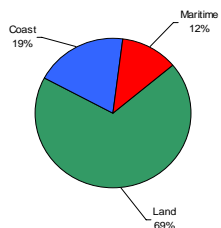
UK Helicopters		RAF						Total	RNAS			Total	UK Other		Grand Total
		Boulmer	Lossiemouth	Leconfield	Valley	Chivenor	Wattisham		Culdrose	Gannet					
Rescue	Civ	-	1	-	7	2	-	10	-	-	-	-	-	-	10
Search-Rescue	Civ	-	6	-	2	1	2	11	-	-	-	-	-	-	11
Medrescue	Civ	6	7	6	8	11	4	42	11	9	20	-	-	-	62
Search-Medrescue	Civ	-	5	1	-	-	-	6	1	-	1	-	-	-	7
Medtransfer	Civ	-	1	1	1	1	3	7	3	6	9	-	-	-	16
Recovery	Civ	-	-	-	-	-	-	-	-	-	-	-	-	-	-
Search-Recovery	Civ	-	-	-	-	-	-	-	-	-	-	-	-	-	-
Transfer	Civ	-	-	-	-	-	-	-	-	-	-	-	-	-	-
Total Civil		6	20	8	18	15	9	76	15	15	30	-	-	-	106
Total Military		-	-	-	-	1	1	1	1	1	1	-	-	-	2
Total Persons		6	20	8	18	16	9	77	16	15	31	-	-	-	108

Unit	O/S Helos				Total	Fixed wing			Total	MRT					Total	Marine Craft		Total
	Cyprus	Falklands	Other O/S			Nimrod	Other F/W			Kinloss	Leeming	Leuchars	Valley	Other		MCU (UK)	MCU (O/S)	
Total Civil	-	3	-	-	3	-	-	-	-	-	-	-	-	-	-	-	-	-
Total Military	2	3	-	-	5	-	-	-	-	-	-	-	-	-	-	-	-	-
Total Persons	2	6	-	-	8	-	-	-	-	3	-	2	-	-	5	-	-	-

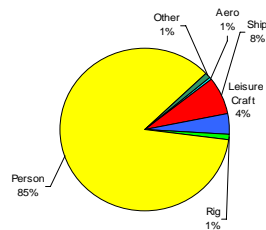
6. Callouts by Location & Category (UK & Overseas)

		Location			Total	Category								Total			
		Civ	Mil	Total		Aero	Ship	Leisure Craft	Rig	Beacon	Flares	Person	Other				
Rescue	Civ	5	-	5	-	-	-	-	-	-	-	-	-	-	-	-	5
Search-Rescue	Civ	4	-	4	1	-	-	-	-	-	-	-	-	-	-	4	5
Medrescue	Civ	41	9	50	11	-	10	1	1	-	-	-	-	-	49	-	61
Search-Medrescue	Civ	4	1	5	-	-	-	-	-	-	-	-	-	-	5	-	5
Medtransfer	Civ	16	-	16	-	-	-	-	-	-	-	-	-	-	16	-	16
Recovery	Civ	-	-	-	-	-	-	-	-	-	-	-	-	-	-	-	-
Search-Recovery	Civ	-	-	-	-	-	-	-	-	-	-	-	-	-	-	-	-
Transfer	Civ	-	-	2	2	-	-	-	-	1	-	-	-	-	1	-	2
Civil Aid	Civ	-	-	-	-	-	-	-	-	-	-	-	-	-	-	-	-
Search	Civ	11	2	13	-	-	1	-	-	-	-	-	-	-	12	-	13
Top Cover	Civ	-	-	1	1	-	-	1	-	-	-	-	-	-	1	-	2
Assist	Civ	-	-	2	2	-	1	1	-	-	-	-	-	-	-	-	2
Search-Assist	Civ	3	-	3	-	-	-	-	-	-	-	-	-	-	3	-	3
Recalled	Civ	12	10	22	2	-	1	2	-	-	-	-	-	-	21	-	24
Not Req	Civ	4	6	10	-	-	-	-	-	-	-	-	-	-	10	-	10
False Alarm	Civ	-	1	1	-	-	-	-	-	-	-	-	-	-	1	-	1
Hoax	Civ	-	1	1	-	-	-	-	-	-	-	-	-	-	1	-	1
Precaution	Civ	-	-	-	-	-	-	-	-	-	-	-	-	-	-	-	-
Aborted	Civ	2	-	2	-	-	-	-	-	-	-	-	-	-	2	-	2
Search-Aborted	Civ	1	-	1	-	-	-	-	-	-	-	-	-	-	1	-	1
Total Civil		103	31	134	153	1	12	6	2	-	-	-	-	-	132	-	153
Total Military		7	-	7	-	-	-	-	-	-	-	-	-	-	5	2	7
Total Callouts		110	31	141	160	1	12	6	2	-	-	-	-	-	137	2	160

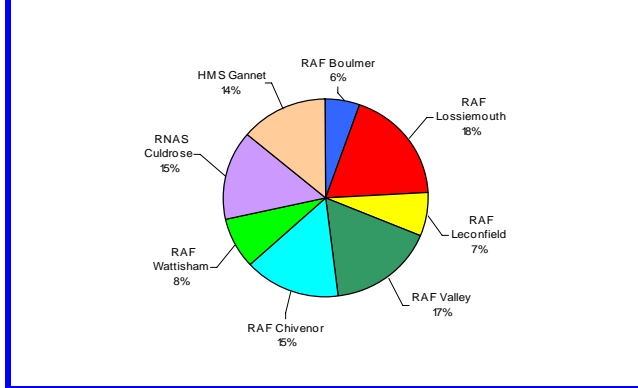
Callouts by Location



Callouts by Category



7. UK Helicopters - Persons Moved by Unit

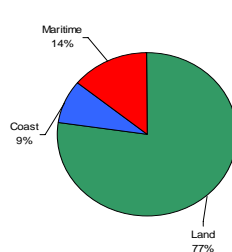


8. Persons moved by Location and Category (UK & O/S)

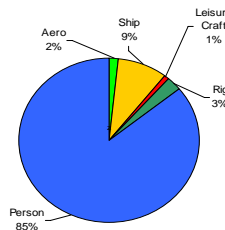
		Location				Total	Category						Total		
		Civ	Mil	Total	Aero		Ship	Leisure Craft	Rig	Person	Other				
Rescue	Civ	9	-	9	1	10	-	-	-	1	9	-	-	-	10
Search-Rescue	Civ	9	-	9	2	11	2	-	-	-	9	-	-	-	11
Medrescue	Civ	42	9	51	11	62	-	10	1	1	50	-	-	62	
Search-Medrescue	Civ	6	1	7	-	7	-	-	-	-	7	-	-	7	
Medtransfer	Civ	17	-	17	-	17	-	-	-	-	17	-	-	17	
Recovery	Civ	3	-	3	-	3	-	-	-	-	3	-	-	3	
Search-Recovery	Civ	-	-	-	-	-	-	-	-	-	-	-	-	-	
Transfer	Civ	-	-	2	2	2	-	-	-	1	1	-	-	2	
Total Civil		83	10	93	16	109	2	10	1	3	93	-	-	109	
Total Military		5	-	5	-	5	-	-	-	-	5	-	-	5	
Total Persons		88	10	98	16	114	2	10	1	3	98	-	-	114	

Persons are not attributed to categories: Civ Aid, Search, Top Cover, Assist, Recall, Not Required, False Alarm, Hoax, Precaution, Aborted.

Persons by Location



Persons by Category



9. SAR Flying Hours

Month Totals	RAF UK 202 & 22 Sqn	RAF Falklands 78 Sqn	RAF Cyprus 84 Sqn	RAF Total	RN UK HMS Gannet & 771 Sqn
Hours Flown (SAR)	167.40	10.30	6.00	184.10	44.20
Number of Callouts	107	6	2	115	40
Average SAR Sortie Length	1.34	1.45	3.00	1.36	1.06
Annual Total (Cumulative)	1584.17	55.35	55.10	1695.02	744.13
Number of Callouts	1030	26	24	1080	508
Average SAR Sortie Length	1.32	2.08	2.18	1.34	1.28

Times are expressed in Hours and Minutes.

10. Average Flying Hours & MRT Man Hours

Unit	Flying Hours		Unit	Man Hours		
	Civ	Mil		Civ	Mil	
RAF Boulmer	1.46	-	Kinloss	569	-	
RAF Chivenor	1.03	1.05		Leeming	-	-
RAF Leconfield	1.28	-		Valley	131	-
RAF Lossiemouth	2.34	-		Other	-	-
RAF Valley	1.20	-		Total	700	-
RAF Wattisham	1.29	-				
RNAS Culdrose	1.18	1.30				
HMS Gannet SAR Flight	0.59	-				
UK Other Helicopters	-	-				
Cyprus	-	3.00				
Falklands	3.03	0.27				
Overseas Other Helicopters	-	-				

Flying time excludes periods where an aircraft lands, whether the engines are shut down or not.

Times are expressed in Hours and Minutes.

DASA is keen to listen to its customers and will continue to seek opportunities for improvement. We will be happy to receive and consider your comments on any of the reports we produce. The DASA Price Indices SAR team is:

Daniel Turner Tel: 030 679 34524

Paul Sherwood Tel: 030 679 34553

E Mail: DASADESA-PI-1@mod.uk

DASADESA-PI-OutputMgr@mod.uk

DASA (Price Indices)
Mailpoint 2124, Maple 1a
Abbey Wood, Bristol, BS34 8JH

defence analytical services & advice