

DASA Price Indices

Search and Rescue Monthly Report Pocket Brief

August 2010

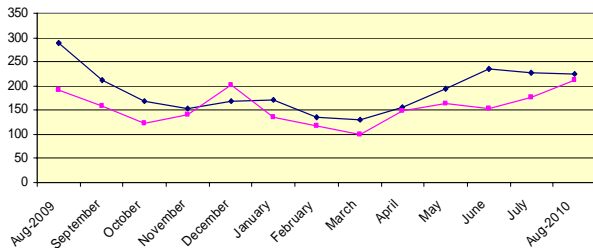
The full report is available at
<http://www.dasa.mod.uk>



1. UK and Overseas Summary

2010	Total Callouts	UK Helos	O/S Helos	Fixed Wing	Mountain Rescue	Marine Craft	Persons Assisted
August	225	216	6	-	3	-	211
Previous 12 Months							
July	228	222	2	-	4	-	176
June	235	224	8	-	3	-	153
May	195	181	6	-	8	-	163
April	155	153	1	-	1	-	149
March	131	113	8	2	8	-	100
February	136	121	10	-	5	-	117
January	170	161	1	1	7	-	136
December	168	146	15	1	6	-	201
November	153	145	4	-	4	-	141
October	169	152	9	1	7	-	122
September	213	199	3	1	10	-	159
August	288	275	6	-	7	-	192
Incidents	Kinloss 211	Cyprus 3	Falklands 2	Total 216			

2. UK and Overseas Totals - Last 13 Months



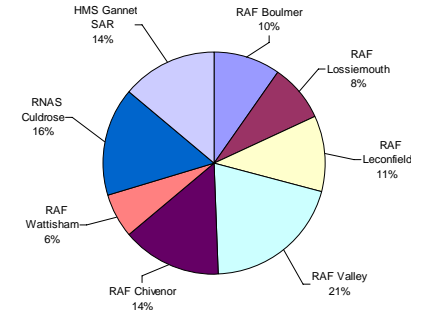
3. Callouts by Unit and Type of Assistance

Unit	RAF Units						Total	RNAS Cudrose		HMS Gannet SAR		UK Other	Grand Total
	Civ	Mil	Civ	Mil	Civ	Mil		Civ	Mil	Civ	Mil		
Rescue	1	1	3	3	3	2	13	2	2	4	-	-	17
Search-Rescue	-	2	1	-	-	-	3	-	1	1	-	-	4
Medrescue	10	9	10	21	12	4	66	22	12	34	-	-	100
Search-Medrescue	-	1	-	4	-	-	5	-	2	2	-	-	7
Medtransfer	1	-	1	2	1	2	7	3	2	5	-	-	12
Recovery	1	-	-	1	-	-	2	-	1	1	-	-	3
Search-Recovery	-	-	-	1	-	-	1	-	-	-	-	-	1
Transfer	-	-	-	-	-	-	-	-	-	-	-	-	-
Civ Aid	-	-	-	-	-	-	-	-	-	-	-	-	-
Search	4	2	3	6	4	1	20	5	2	7	-	-	27
Top Cover	-	-	2	-	2	-	4	-	-	-	-	-	4
Assist	-	1	-	1	-	-	2	-	-	-	-	-	2
Search-Assist	-	-	-	-	-	-	-	-	3	3	-	-	3
Recall	1	1	2	4	5	4	17	-	3	3	-	-	20
Not Req	2	1	1	-	3	1	8	1	-	1	-	-	9
False Alarm	-	-	1	1	1	-	3	-	2	2	-	-	5
Hoax	-	-	-	-	-	-	-	-	-	-	-	-	-
Precaution	-	-	-	-	-	-	-	1	-	1	-	-	1
Aborted	-	-	-	-	-	-	-	-	-	-	-	-	-
Search-Aborted	-	-	-	-	-	-	-	-	-	-	-	-	-
Total Civil	20	18	24	44	31	14	151	34	30	64	-	-	215
Total Military	1	-	-	-	-	-	1	-	-	-	-	-	1
Total Callouts	21	18	24	44	31	14	152	34	30	64	-	-	216

Unit	O/S Helos			Fixed Wing		MRT		Marine Craft		
	Cyprus	Falklands	Overseas Others	Nimrod	Other Fixed Wing	Kinloss	Leeming	Leuchars	Valley	Other
Total Civil	2	2	4	-	-	2	-	-	-	-
Total Military	2	-	2	-	-	-	-	-	-	-
Total Callouts	4	2	6	-	-	2	-	-	1	3
Total	6	2	6	0	0	2	0	0	1	3

'UK Others' = non-SAR helicopters

4. UK Helicopters Callouts by Unit



5. Persons Moved by Unit and Type of Assistance

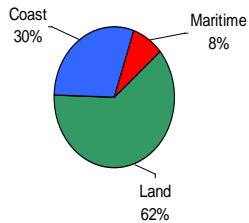
UK Helicopters	Civ	Mil	RAF Units						Total	RNAS Cudrose		HMS Gannet		Total	UK Other	Grand Total
			RAF Boulmer	RAF Lossiemouth	RAF Leconfield	RAF Valley	RAF Chivenor	RAF Wattisham		Civ	Mil	Civ	Mil			
Rescue	2	3	6	23	9	8	51	2	4	6	-	-	-	-	-	57
Search-Rescue	-	4	2	3	-	-	9	-	4	4	-	-	-	-	-	13
Medrescue	10	9	15	23	15	4	76	23	15	38	-	-	-	-	-	114
Search-Medrescue	-	1	4	-	-	-	5	-	2	2	-	-	-	-	-	7
Medtransfer	1	-	1	2	1	2	7	3	2	5	-	-	-	-	-	12
Recovery	1	-	-	1	-	-	2	-	1	1	-	-	-	-	-	3
Search-Recovery	-	-	-	1	-	-	1	-	-	-	-	-	-	-	-	1
Transfer	-	-	-	-	-	-	-	-	-	-	-	-	-	-	-	-
Total Civil	14	17	24	57	25	14	151	28	28	56	-	-	-	-	-	207
Total Military	1	-	-	-	-	-	1	-	-	-	-	-	-	-	-	1
Total Persons	15	17	24	57	25	14	152	28	28	56	-	-	-	-	-	208

Unit	O/S Helos			Fixed Wing		MRT		Marine Craft		
	Cyprus	Falklands	Other O/S	Nimrod	Other F/W	Kinloss	Leeming	Leuchars	Valley	Other
Total Civil	2	2	4	-	-	2	-	-	-	-
Total Military	2	-	2	-	-	-	-	-	-	-
Total Persons	2	2	4	-	-	2	-	-	-	-

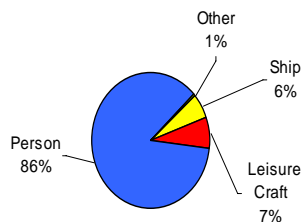
6. Callouts by Location & Category (UK & Overseas)

		Location			Total	Category								Total		
		Land	Coast	Maritime		Aero	Ship	Leisure Craft	Rtg	Beacon	Flares	Person	Other			
Rescue	Civ	8	9	-	17	-	-	1	-	-	-	-	-	16	-	17
Search-Rescue	Civ	4	-	1	5	-	-	1	-	-	-	-	-	4	-	5
Medrescue	Civ	70	17	15	102	-	11	5	1	-	-	-	-	85	-	102
Search-Medrescue	Civ	7	-	-	7	-	-	-	-	-	-	-	-	7	-	7
Medtransfer	Civ	12	-	-	12	-	-	-	-	-	-	-	-	12	-	12
Recovery	Civ	3	-	-	3	-	-	-	-	-	-	-	-	3	-	3
Search-Recovery	Civ	-	1	-	1	-	-	-	-	-	-	-	-	1	-	1
Transfer	Civ	-	-	-	-	-	-	-	-	-	-	-	-	-	-	-
Civ Aid	Civ	-	-	-	-	-	-	-	-	-	-	-	-	-	-	-
	Mil	2	-	-	2	-	-	-	-	-	-	-	-	2	-	2
Search	Civ	12	15	1	28	-	1	2	-	-	-	-	-	25	-	28
Top Cover	Civ	1	2	1	4	-	-	2	-	-	-	-	-	2	-	4
Assist	Civ	1	1	-	2	-	-	-	-	-	-	-	-	2	-	2
Search-Assist	Civ	2	2	-	4	-	-	1	-	-	-	-	-	3	-	4
Recall	Civ	9	10	1	20	-	-	2	-	-	1	17	-	20	-	20
Not Req	Civ	5	6	-	11	-	-	-	-	-	-	-	-	11	-	11
False Alarm	Civ	-	5	-	5	-	1	2	-	-	-	-	-	2	-	5
Hoax	Civ	-	-	-	-	-	-	-	-	-	-	-	-	-	-	-
Precaution	Civ	1	-	-	1	-	-	-	-	-	-	-	-	1	-	1
Aborted	Civ	-	-	-	-	-	-	-	-	-	-	-	-	-	-	-
Search-Aborted	Civ	-	-	-	-	-	-	-	-	-	-	-	-	-	-	-
Total Civil		135	68	19	222	-	13	16	1	-	1	191	-	222	-	222
Total Military		3	-	-	3	-	-	-	-	-	-	1	2	3	-	3
Total Callouts		138	68	19	225	-	13	16	1	-	1	192	2	225	-	225

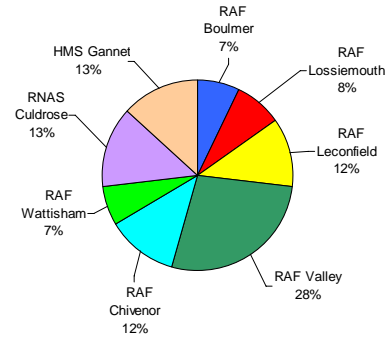
Callouts by Location



Callouts by Category



7. UK Helicopters - Persons Moved by Unit

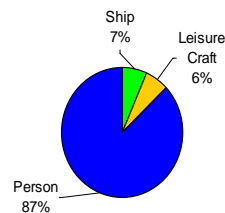


8. Persons moved by Location and Category (UK & O/S)

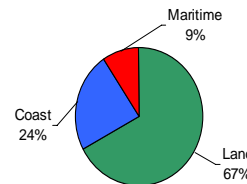
		Location				Total	Category						Total
		Land	Coast	Maritime	Aero		Ship	Leisure Craft	Rtg	Person	Other		
Rescue	Civ	29	26	2	57	-	2	5	-	50	-	57	
Search-Rescue	Civ	12	-	2	14	-	-	2	-	12	-	14	
Medrescue	Civ	77	23	16	116	-	12	6	1	97	-	116	
Search-Medrescue	Civ	7	-	-	7	-	-	-	-	7	-	7	
Medtransfer	Civ	12	-	-	12	-	-	-	-	12	-	12	
Recovery	Civ	3	-	-	3	-	-	-	-	3	-	3	
Search-Recovery	Civ	-	1	-	1	-	-	-	-	1	-	1	
Transfer	Civ	-	-	-	-	-	-	-	-	-	-	-	
	Mil	1	-	-	1	-	-	-	-	1	-	1	
Total Civil		140	50	20	210	-	14	13	1	182	-	210	
Total Military		1	-	-	1	-	-	-	-	1	-	1	
Total Persons		141	50	20	211	-	14	13	1	183	-	211	

Persons are not attributed to categories: Civ Aid, Search, Top Cover, Assist, Recall, Not Required, False Alarm, Hoax, Precaution, Aborted.

Persons by Location



Persons by Category



9. SAR Flying Hours

Month Totals	RAF UK 202 & 22 Sqn	RAF Falklands 78 Sqn	RAF Cyprus 84 Sqn	RAF Total	RN UK HMS Gannet & 771 Sqn
Hours Flown (SAR)	234.58	7.55	6.46	249.39	97.14
Number of Callouts	152	2	4	158	64
Average SAR Sortie Length	1.33	3.57	1.41	1.35	1.31
Cumulative	1416.37	45.05	49.10	1510.52	699.53
Number of Callouts	923	20	22	965	468
Average SAR Sortie Length	1.32	2.15	2.14	1.34	1.30

Times are expressed in Hours and Minutes.

10. Average Flying Hours & MRT Man Hours

Unit	Flying Hours		Man Hours	
	Civ	Mil	Civ	Mil
RAF Boulmer	1.59	3.50	-	-
RAF Chivenor	1.12	-	148	-
RAF Leconfield	1.07	-	-	-
RAF Lossiemouth	2.06	-	-	-
RAF Valley	1.33	-	77	-
RAF Wattisham	1.32	-	-	-
RNAS Cudrose	1.11	-	-	-
HMS Gannet SAR Flight	1.54	-	-	-
UK Other Helicopters	-	-	-	-
Cyprus	0.50	2.33	-	-
Falklands	3.57	-	-	-
Total			225	

Flying time excludes periods where an aircraft lands, whether the engines are shut down or not.

Times are expressed in Hours and Minutes.

DASA is keen to listen to its customers and will continue to seek opportunities for improvement. We will be happy to receive and consider your comments on any of the reports we produce. The DASA Price Indices SAR team is:

Daniel Turner Tel: 030 679 34524

Paul Sherwood Tel: 030 679 34553

E Mail: DASADESA-PI-1@mod.uk

DASADESA-PI-OutputMgr@mod.uk

DASA (Price Indices)
Mailpoint 2124, Maple 1a
Abbey Wood, Bristol, BS34 8JH

defence analytical services & advice