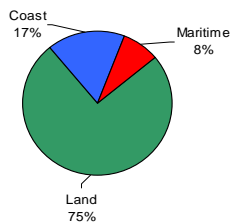


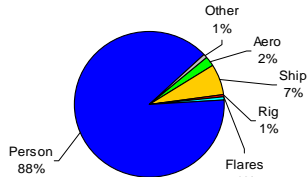
6. Callouts by Location & Category (UK & Overseas)

		Location			Total	Category								Total	
		Civ	Mil	Total		Aero	Ship	Leisure Craft	Rig	Beacon	Flares	Person	Other		
Rescue	Civ	5	5	10	-	-	-	-	-	-	-	-	10	-	10
Search-Rescue	Civ	3	-	3	-	-	-	-	-	-	-	-	3	-	3
Medrescue	Civ	26	4	30	5	-	1	-	-	-	-	-	30	-	36
Search-Medrescue	Civ	5	2	7	4	-	-	-	-	-	-	-	4	-	6
Medtransfer	Civ	22	-	22	1	-	-	-	-	-	-	-	1	-	1
Recovery	Civ	2	-	2	22	-	-	-	-	-	-	-	22	-	22
Search-Recovery	Civ	1	-	1	1	-	-	-	-	-	-	-	1	-	1
Transfer	Civ	1	-	1	2	-	-	-	-	-	-	-	2	-	2
Civ Aid	Civ	1	-	1	1	-	-	-	-	-	-	-	1	-	1
Search	Civ	12	5	17	1	-	-	-	-	-	-	-	1	-	1
Top Cover	Civ	-	-	-	-	-	-	-	-	-	-	-	-	-	-
Assist	Civ	5	-	5	1	-	-	-	-	-	-	-	1	-	1
Search-Assist	Civ	-	-	-	-	-	-	-	-	-	-	-	-	-	-
Recall	Civ	10	2	12	2	-	-	-	-	-	-	-	10	-	12
Not Req	Civ	1	2	3	1	-	-	-	-	-	-	-	1	-	1
False Alarm	Civ	-	1	1	-	-	-	-	-	-	-	-	1	-	1
Hoax	Civ	-	2	2	-	-	-	-	-	-	-	-	2	-	2
Precaution	Civ	-	-	-	-	-	-	-	-	-	-	-	-	-	-
Aborted	Civ	2	-	2	-	-	-	-	-	-	-	-	2	-	2
Search-Aborted	Civ	-	-	-	-	-	-	-	-	-	-	-	-	-	-
Total Civil		95	23	118	126	2	6	-	1	-	1	115	1	126	
Total Military		7	-	7	10	1	3	-	-	-	-	6	-	10	
Total Callouts		102	23	125	136	3	9	-	1	-	1	121	1	136	

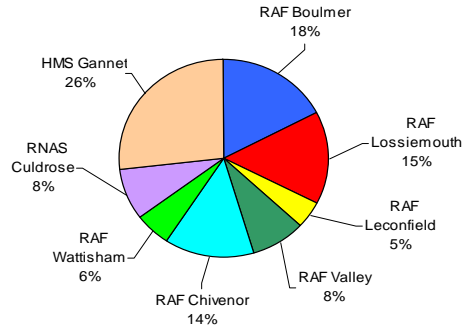
Callouts by Location



Callouts by Category



7. UK Helicopters - Persons Moved by Unit

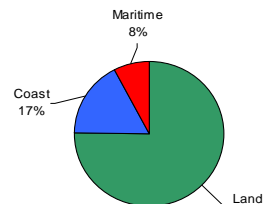


8. Persons moved by Location and Category (UK & O/S)

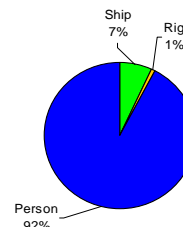
		Location				Total	Category						Total
		Civ	Mil	Total	Aero		Ship	Leisure Craft	Rig	Person	Other		
Rescue	Civ	14	12	26	-	-	-	-	-	-	-	-	26
Search-Rescue	Civ	5	-	5	-	-	-	-	-	-	-	-	5
Medrescue	Civ	28	6	34	5	-	1	-	-	-	-	-	34
Search-Medrescue	Civ	6	2	8	4	-	-	-	-	-	-	-	8
Medtransfer	Civ	24	-	24	1	-	-	-	-	-	-	-	24
Recovery	Civ	2	-	2	2	-	-	-	-	-	-	-	2
Search-Recovery	Civ	-	-	-	-	-	-	-	-	-	-	-	-
Transfer	Civ	3	-	3	1	-	-	-	-	-	-	-	3
Total Civil		82	20	102	108	-	5	-	1	102	-	108	
Total Military		6	-	6	9	-	3	-	-	6	-	9	
Total Persons		88	20	108	117	-	8	-	1	108	-	117	

Persons are not attributed to categories: Civ Aid, Search, Top Cover, Assist, Recall, Not Required, False Alarm, Hoax, Precaution, Aborted.

Persons by Location



Persons by Category



9. SAR Flying Hours

Month Totals	RAF UK 202 & 22 Sqn	RAF Falklands 78 Sqn	RAF Cyprus 84 Sqn	RAF Total	RN UK HMS Gannet & 771 Sqn
Hours Flown (SAR)	137.27	11.40	3.20	152.27	71.50
Number of Callouts	82	8	2	92	39
Average SAR Sortie Length	1.41	1.27	1.40	1.39	1.51
Cumulative	321.09	11.40	11.20	344.09	164.30
Number of Callouts	182	8	3	193	100
Average SAR Sortie Length	1.46	1.27	3.47	1.47	1.39

Times are expressed in Hours and Minutes.

10. Average Flying Hours & MRT Man Hours

Unit	Flying Hours		Unit	Man Hours	
	Civ	Mil		Civ	Mil
RAF Boulmer	2.06	1.35	Kinloss	63	-
RAF Chivenor	1.21	-	Leeming	-	-
RAF Leconfield	1.17	0.05	Leuchars	38	11
RAF Lossiemouth	1.41	-	Valley	-	-
RAF Valley	1.32	3.30	Other	-	-
RAF Wattisham	2.31	-	Total	101	11
RNAS Culdrose	2.00	4.15			
HMS Gannet SAR Flight	1.40	-			
UK Other Helicopters	-	-			
Cyprus	2.20	1.00			
Falklands	1.59	0.56			

Flying time excludes periods where an aircraft lands, whether the engines are shut down or not.

Times are expressed in Hours and Minutes.

DASA is keen to listen to its customers and will continue to seek opportunities for improvement. We will be happy to receive and consider your comments on any of the reports we produce.

The DASA EPA SAR team is:
 Richard Cable Tel: 01225 468976 Edd Byrne Tel: 01225 368769
 Chris Harvey Tel: 01225 467525

E Mail: DASA DEPSA-EPAC-EPA Stats An 3 (MoD Internal)
 Edd byrne@dasa.mod.uk (external)

DASA DEPSA-EPAC-EPA Equip TL (MoD Internal)
 Richard.cable@dasa.mod.uk (external)

DASA-DEPSA EPAC EPA Stats Analyst 1 (MoD Internal)
 Chris.harvey@dasa.mod.uk (external)

DASA (Equipment & Personnel Analysis)

Spur 8 Beckford Block

Ensligh, Bath, BA1 5AB

defence analytical services & advice