

Seasonal influenza vaccine uptake amongst frontline healthcare workers (HCWs) in England

Winter season 2010/11

This collection received approval from the
Review of Central Returns Steering Committee (ROCR) –
ROCR/OR/0270/000MAND

Date updated	18 July 2011
Status	FINAL v1.0
Authors	Report commissioned by DH and written by Alan Sheridan, Fateha Begum and Richard Pebody (HPA)

DH INFORMATION READER BOX

Policy	Estates
HR / Workforce	Commissioning
Management	IM & T
Planning / Performance	Finance
Clinical	Social Care / Partnership Working

Document Purpose	For Information
Gateway Reference	
Title	Seasonal Influenza Vaccine Uptake amongst frontline healthcare workers in England 2010/11
Author	DH/HPA
Publication Date	18 Jul 2011
Target Audience	NHS Trust CEs, SHA CEs, Care Trust CEs, Foundation Trust CEs , Directors of PH, NHS Trust CEs, SHA CEs, Directors of PH, PCT Chairs
Circulation List	Directors of HR, Allied Health Professionals, GPs
Description	This report provides a summary of the uptake of seasonal (trivalent) influenza vaccine amongst frontline healthcare workers with direct patient care in 2010/11
Cross Ref	Pandemic H1N1v and Seasonal Influenza Vaccine uptake for Healthcare Workers (HCWs) in England Winter season 2009/10
Superseded Docs	
Action Required	
Timing	
Contact Details	Fateha Begum HCWvac@hpa.org.uk
For Recipient's Use	

Contents

Executive summary 4

Key findings..... 5

Aims and objectives..... 7

Methods..... 7

 Survey form..... 8

 ImmForm website 8

Results 9

 National vaccine uptake rates 9

 National vaccine uptake rates by staff group 9

 Vaccine uptake rates by SHA 9

 Vaccine uptake rates by trust..... 9

 Vaccine uptake rates by trust type 10

Discussion and conclusions..... 11

References 13

Acknowledgements 13

Appendix A Data quality 14

Appendix B Staff group definitions..... 15

Appendix C Monthly data collection schedule for 2010/11 18

Appendix D Seasonal influenza vaccine uptake survey form for 2010/11 19

Appendix E Seasonal influenza vaccine by SHA and trust 2010/11 21

Appendix F Seasonal influenza vaccine uptake 2010/2011 graphs 1, 2, 3 & 4 45

Executive summary

Frontline healthcare workers (HCWs) involved in direct patient care are encouraged to receive annually the trivalent seasonal influenza vaccination to protect themselves and their patients from influenza.¹ To assess the uptake of influenza vaccines for the 2010/11 winter season among HCWs, a seasonal influenza vaccine uptake survey of all 388 NHS trusts (acute, ambulance, mental health, primary care, care, and foundation trusts) in England was undertaken. Cumulative data were collected monthly from 1 September 2010 to 28 February 2011 via the Department of Health (DH) ImmForm website, which includes a reporting system for seasonal influenza vaccination. Data were collected by staff groupings (doctors, qualified nurses, other professionally qualified clinical staff, and clinical support staff) and by trust (and trust type) and strategic health authority (SHA). The Health Protection Agency (HPA) co-ordinated and managed the data collection on behalf of DH, and produced provisional data that allowed the NHS and DH to track the progress of the programme during the 2010/11 influenza season.

This document describes and reports on the uptake of seasonal influenza vaccines² amongst frontline HCWs during the 2010/11 vaccination programme in England with a focus on the results from the final February survey (cumulative vaccinations administered up to end 28 February 2011).

¹ National influenza vaccination programme for 2010/11:

www.dh.gov.uk/en/Publicationsandstatistics/Lettersandcirculars/Professionalletters/Chiefmedicalofficerletters/DH_116507

² Late in the vaccination programme (from 10 January 2011), supplies of the monovalent H1N1v vaccine (Pandemrix®) were released and may have been used to vaccinate frontline HCWs in circumstances where existing supplies of trivalent seasonal influenza vaccine had been exhausted and could not be replenished rapidly. Monovalent H1N1v and trivalent seasonal influenza vaccinations were not distinguished in this survey and therefore, a small and unknown proportion of vaccinations recorded may have been of the monovalent H1N1v vaccine.

Key findings

All 388 trusts returned data on cumulative 2010/11 seasonal influenza vaccine administered from 1 September 2010 to 28 February 2011. The main results were as follows:

National vaccine uptake

- 34.7% of all frontline HCWs (from all trusts) with direct patient care identified by trusts were reported to have received the seasonal influenza vaccine in England (an increase in uptake compared with 26.4% of all frontline HCWs administered with the seasonal flu vaccine in 2009/10).

Regional and local vaccine uptake

- Seasonal influenza vaccine uptake by SHA ranged from 26.9% to 51.4% with 7/10 SHAs reporting uptake of 30.0% or greater
- The highest seasonal influenza vaccine uptake by Trust was 94.9%, with 43.5% of all Trusts (169/388) achieving vaccine uptake rates of 34.7% (national average) or more

Vaccine uptake by staff group

- Seasonal influenza vaccine uptake by different staff groupings is set out in Table 1.

Table 1 Seasonal influenza vaccine uptake in HCWs by staff group, for England 2010/11

Staff group	Seasonal flu doses administered 2010/11		
	Number of HCWs involved with direct patient care	Number of HCWs vaccinated	Vaccine uptake (%)
All doctors (excluding GPs)	105,035	38,817	37.0
GPs only	29,465	11,255	38.2
All doctors (including GPs)	134,500	50,072	37.2
Qualified nurses (excluding GP practice nurses)	368,088	110,429	30.0
Qualified nurses (GP practice nurses only)	17,774	7,554	42.5
All qualified nurses (including GP practice nurses)	385,862	117,983	30.6
All other professionally qualified clinical staff	173,801	59,508	34.2
Support to clinical staff	291,082	113,038	38.8
Support to GP staff	49,974	18,479	37.0
All frontline HCWs	1,035,129	359,080	34.7

Aims and objectives

The aims and objectives of the HCWs seasonal influenza vaccine uptake 2010/11 programme in England are to:

- monitor vaccine uptake amongst HCWs to inform the management and progress of the vaccination programme;
- allow DH, SHAs, and NHS trusts to review national, regional and local performance, and identify staff groups and local/regional areas where coverage is high and low;
- gather epidemiological data to support the evaluation and future planning of seasonal influenza vaccinations amongst frontline HCWs;
- collect data monthly to allow monitoring and management during the course of the programme, so interventions can be made where necessary, with the final survey providing data for analysis and publication.

Methods

The seasonal influenza vaccine uptake collection included all NHS trusts³, with data collected using the DH ImmForm website. Cumulative data were collected in five monthly surveys⁴ for vaccinations administered between 1 September 2010 and 28 February 2011 (inclusive). Vaccine uptake data were collected on frontline HCWs involved with direct patient care. This included the following staff groups: doctors, qualified nurses, other professionally qualified clinical staff, and clinical support staff. GPs and GP practice nurses are separated further within the survey dataset. These were the same groups that were monitored in the previous season. Staff group definitions used were identical to NHS Workforce Census definitions and are described in detail in Appendix B. Trusts identify frontline HCWs eligible to receive seasonal influenza vaccine (the denominator) and record all those that are vaccinated (the numerator) to calculate vaccine uptake.

³ This included acute NHS trust, ambulance NHS trust, care trust NHS, care trust PCT, mental health trust, primary care trust and other trusts

⁴ The campaign was extended for an additional month to include an extra survey, the February survey. Data included any additional pandemic vaccines administered as well as take into account the continued increase in uptake.

Late in the vaccination programme (from 10 January 2011), supplies of the monovalent adjuvanted H1N1v (2009) vaccine (Pandemrix®) were released and may have been used to vaccinate frontline HCWs in circumstances where existing supplies of trivalent seasonal influenza vaccine had been exhausted and could not be replenished rapidly. Monovalent H1N1v and trivalent seasonal influenza vaccinations were not distinguished in this survey and therefore, a small and unknown proportion of vaccinations recorded may have been of the monovalent H1N1v vaccine.

Each monthly survey on the ImmForm website was open for data submission over the first eleven working days of each survey month (with adjustments/extensions made to allow for public holidays in some weeks). The 2010/11 monthly data collection schedule with original survey deadlines is provided in Appendix C.

Trusts had eleven working days to submit data manually onto the ImmForm website. SHAs were allocated the same period to submit further data on behalf of trusts, amend data if necessary, and validate data. SHAs also had the responsibility to follow up with non-responding trusts to obtain and ensure that data were submitted. Additional follow-up was undertaken by the HPA of non-responding trusts or for data validation as required.

The data in this report are as submitted by trusts and SHAs and have not been altered except by specific request from nominated representatives of the trust (see Appendix A).

Survey form

Data were collected in a seasonal influenza vaccine uptake on-line survey form (Appendix D). On the form, trusts were required to provide information on the trust type, trust status, and survey coverage. The form automatically calculated percentage vaccine uptake rates, and performed data validation checks to ensure only logically correct data could be submitted.

ImmForm website

One of the functions of the ImmForm website is to provide a secure platform for vaccine uptake data collection for several immunisation surveys, including this collection. The website is hosted and managed by the DH and allows SHAs and trusts to:

- view vaccine uptake rates by staff group allowing data providers to review and assess progress for their own trust/SHA;
- compare vaccine uptake figures anonymously with other SHAs and trusts (with data being able to be viewed at national, regional, and local levels) allowing data providers to compare their own performance with other organisations;
- allow SHAs to view a 'Non-Responder' report, which highlights trusts in their region that have not yet submitted data, and allowing them to follow-up.

Results

All 388 trusts (100% response rate) submitted data on seasonal influenza vaccinations administered up to end 28 February 2011. A summary of the main results at national, regional, and local level is outlined below.

National vaccine uptake rates

Overall, 34.7% of frontline HCWs were reported to have received the seasonal influenza vaccine during the 2010/2011 season, compared with 26.4% during the 2009/2010 season. Appendix E (Table 3) shows national [England] seasonal influenza vaccine uptake figures for 2010/11 season broken down by each SHA and trust. Appendix F (Graph 2) shows percentage vaccine uptake by SHA for 2010/11.

National vaccine uptake rates by staff group

The highest seasonal influenza vaccine uptake was amongst clinical support staff (38.6%) and the lowest seasonal influenza vaccine uptake was amongst nurses (30.8%). Table 1 (earlier in the report) and Appendix F (Graph 3) shows uptake by staff group whilst Appendix F (Graph 4) shows uptake for each survey month.

Vaccine uptake rates by SHA

Seasonal influenza vaccine uptake by SHA ranged from 26.9% to 51.4%. 7/10 SHAs achieved vaccine uptake rates of 30.0% and higher (Appendix E Table 3, Appendix F Graph 2).

Vaccine uptake rates by trust

The highest seasonal influenza vaccine uptake by NHS trust was 94.1%. 169 out of 388 trusts achieved vaccine uptake rates greater than the national average (34.7%) (Appendix E Table 3).

Vaccine uptake rates by trust type

Seasonal influenza vaccine uptake by trust type ranged from 22.0% for care trusts to 39.5% for acute trusts. The uptake by trust type is compared with rates achieved the previous season (2009/10) and shows that for the majority of trusts, uptake increased. The only decreases seen in uptake were for ambulance trusts and care trusts. Seasonal influenza vaccine uptake by different trust type is set out in Table 2 below. Uptake by acute trust *only* compared with previous survey years is shown in Appendix F Table 4 and Graph 1.

Table 2 Seasonal influenza vaccine uptake in frontline HCWs by trust type for England, season 2010/11 compared with 2009/10

Trust type	Seasonal flu vaccinations frontline healthcare workers (HCWs)					
	All trusts comparison season 2009/10 with 2010/11					
	2009/10 Seasonal flu vaccine uptake; doses given since 1 September 2009 (Week 13 data to end 04/04/10)			2010/11 Seasonal flu vaccine uptake (final cumulative data from 01/09/10 to 28/02/11)		
	No. of HCWs with direct patient care	Number of HCWs vaccinated	Vaccine uptake (%)	No. of HCWs with direct patient care	Number of HCWs vaccinated	Vaccine uptake (%)
Acute NHS trust	536,608	162,272	30.2	574,913	227,114	39.5
Ambulance NHS trust	30,397	9,831	32.3	32,326	7,993	24.7
Care trust NHS	11,668	2,778	23.8	9,307	2,045	22.0
Care trust PCT	5,031	866	17.2	3,038	750	24.7
Mental health NHS trust	116,325	25,895	22.3	122,075	27,205	22.3
Primary care trust	269,733	53,891	20.0	259,650	82,691	31.8
Other NHS trust	34,882	10,122	29.0	33,910	11,282	33.3
Total number of HCWs	1,004,644	265,655	26.4	1,035,219	359,080	34.7

Discussion and conclusions

UK studies have shown that the seasonal influenza vaccination lowers the risk of influenza infection^{5,6} and, when healthcare workers are vaccinated, lowers rates of influenza-like illness, hospitalisation, and mortality in vulnerable patients in long-term healthcare settings.^{7,8,9} Whilst a recent review¹⁰ has suggested evidence is insufficient to support vaccination of healthcare workers, the review has been criticised and the conclusion strongly disputed.¹¹

The 2010/2011 influenza season has seen the highest recorded uptake of seasonal influenza vaccine amongst healthcare workers (HCWs) with direct patient care in England since the programme began. In the previous season, uptake of the H1N1v pandemic influenza vaccine amongst HCWs reached 40.4%, whereas uptake of the seasonal influenza vaccine only reached 26.4% during the 2009/2010 season. Prior to that, since these surveys have been undertaken, reported vaccine uptake in the acute trusts had remained consistently below 20%¹² in England. This compares to (150) acute trusts reporting 30.2% in overall seasonal influenza vaccine uptake in 2009/10 and (155) acute trusts reporting 39.5% in overall uptake in 2010/11. Despite these improvements, the data still indicate that for the majority of HCWs involved directly with patient care, 65% (approximately 676,000) did not receive seasonal influenza vaccine during the 2010/2011 season. Increasing seasonal influenza vaccine uptake amongst HCWs remains important to lower the risk of infection to

⁵ Fleming *et al.* (1995) Study of the effectiveness of influenza vaccination in the elderly in the epidemic of 1989/90 using a general practice database. *Epidemiol Infect* **115**: 581-9.

⁶ Fleming *et al.* (2010) Estimating influenza vaccine effectiveness using routinely collected laboratory data.

J. Epidemiol. Community Health. **64**: 1062-7.

⁷ Potter *et al.* (1997) The influenza vaccination of healthcare workers in long-term-care hospitals reduces the mortality of elderly patients. *Journal of Infectious Diseases* **175**:1-6.

⁸ Carman *et al.* (2000) Effects of influenza vaccination of healthcare workers on mortality of elderly people in long term care: a randomised control trial. *The Lancet*, **355**:93-7.

⁹ Hayward *et al.* (2006). Effectiveness of an influenza vaccine programme for care home staff to prevent death, morbidity, and health service use among residents: cluster randomised controlled trial. *British Medical Journal*, **333**:1241-7.

¹⁰ Thomas *et al* (2010). Influenza vaccination for healthcare workers who work with the elderly: systematic review. *Vaccine.* **29**, 344-56.

¹¹ Hayward and Watson (2011) Effectiveness of influenza vaccination of staff on morbidity, and mortality of residents of long term care facilities for the elderly.

¹² In season 2008/09 for example, 90/171 acute trusts saw an overall vaccine uptake rate for all frontline HCWs at 16.5%

HCWs (who may be at increased risk of exposure to influenza compared with the general population), their patients, and their families.

The health and social care act 2008, Code of Practice on the prevention and control of infections and related guidance emphasizes the need to ensure, so far as is reasonably practicable, that care workers are free of and are protected from exposure to infections that can be caught at work and that all staff are suitably educated in the prevention and control of infection associated with the provision of health and social care. Registered providers should ensure that policies and procedures are in place in relation to the prevention and control of infection such that:

- all staff can access occupational health services or access appropriate occupational health advice;
- occupational health policies on the prevention and management of communicable infections in care workers are in place;
- decisions on offering immunisation should be made on the basis of a local risk assessment as described in *Immunisation against infectious disease* ('The Green Book');
- employers should make vaccines available free of charge to employees if a risk assessment indicates that it is needed (COSHH Regulations 2002); and
- there is a record of relevant immunisation;. Further information on the Code of Practice can be found on the DH website from the following link:
www.dh.gov.uk/prod_consum_dh/groups/dh_digitalassets/documents/digitalasset/dh_123923.pdf

References

- Clinical information on H1N1v and seasonal influenza vaccination is provided within the DH Green Book accessible from:
www.dh.gov.uk/prod_consum_dh/groups/dh_digitalassets/documents/digitalasset/dh_116622.pdf
- Clinical guidance and information on the H1N1v and seasonal influenza vaccination programme (including CMO letters) are available on the DH website accessible from:
<http://webarchive.nationalarchives.gov.uk/+www.dh.gov.uk/en/Publichealth/Flu/Swineflu/InformationandGuidance/Vaccinationprogramme/index.htm>
- Seasonal influenza vaccine uptake data from past surveys are available to view and download from the DH website at the following link:
www.dh.gov.uk/en/Publichealth/Immunisation/Keyvaccineinformation/DH_104070#_8

Acknowledgements

The authors would like to thank everyone that contributed to the data collection, specifically:

- all those who participated in and supported the HCWs seasonal influenza vaccine uptake collection, principally trust and SHA data providers in England
- DH colleagues for their contribution in this report, namely Dr Tom Barlow, Principal Scientist, Immunisation Branch and Peter Gates, Project Manager, ImmForm Team (IT lead for ImmForm)
- The ImmForm Helpdesk and Development Team

Appendix A Data quality

All the data to calculate vaccine uptake were entered manually directly onto the ImmForm website by trusts. All trusts were asked to submit cumulative data monthly; initially over four months although as there was a sharp rise in uptake during the last scheduled month, the campaign was extended for a further month. As none of these data were extracted from information systems there is always going to be the possibility of human error or misinterpretation. As part of an exercise to improve data quality and remove input errors, these data were checked and validated through two processes.

In the absence of any reference data from an independent source, the only practicable comparison of data that could be achieved was to refer to staff numbers provided during the H1N1v pandemic and 2009/2010 seasonal Influenza vaccination programme vaccine uptake collections. As the 2009/10 collection was the first time that **all** trusts (as compared with acute trusts only) were asked to supply data on influenza vaccines given to frontline HCWs, the denominators given during that campaign were the only available source of reference data. A consistency check was performed by comparing the data collected for this report with data from the previous collection. However, it should be noted that this comparison of trust denominators was carried out against a backdrop of some NHS restructuring ahead of planned NHS reforms. That process may have led to some variations between the numbers of HCWs employed by trusts, when compared with previous years.

All trusts were also asked to revisit and sign off their data once the campaign had closed. During April 2011, all data providers were given a summary of their data and asked to amend or sign off the final data. During a two-week data validation exercise 144 (37.1%) trusts responded out of a total of 388. 131 trusts did not make any amendments and confirmed their data as correct. 13 trusts (9% of responding trusts) made amendments after reviewing. If the 9% correction rate is applied to the 244 non-responding trusts, it could be implied that a further 22 trusts may have submitted data with varying degrees of inaccuracy.

All data were supplied by the trusts' nominated flu coordinator or HCW vaccination data providers. The data were not changed or amended by staff at either the Department of Health or the Health Protection Agency unless requested by the trusts' nominated data provider.

Appendix B Staff group definitions

Please note: the dataset for the 2010/11 survey designated ‘All doctors (excluding GPs)’ and ‘GPs only’ and ‘Qualified nurses, midwives and health visitors (excluding GP practice nurses)’ and ‘Qualified nurses, midwives and health visitors (GP practice nurses only)’ as separate data items for the purpose of calculating vaccine uptake and data analysis. See Appendix D section 2

Definitions of staff groups	
Professionally qualified clinical staff – consisting of all professional staff with direct patient care.	
All doctors (including locums and GPs)	All doctors – consists of all doctors and dentists working in hospital and the community and GPs (excluding retainers). The figures include all grades of hospital, community and public health doctor or dentist (consultant, registrars, senior house officers, foundation years 1 & 2 staff, staff grades, associate specialists, clinical assistants, hospital practitioners and other medical and dental staff).
Qualified nurses (including GP practice nurses) (NB practice nurses not relevant for acute trusts) This comprises: <ul style="list-style-type: none"> • qualified nursing, midwifery and health visiting staff • qualified midwives • qualified health visitors • qualified school nurses 	Qualified nurses including practice nurses – consists of qualified nursing, midwifery and health visiting staff, working in the hospital and community services and general practice. These nurses have at least first level registration. Includes nurse consultants, nurse managers and bank nurses.
All other professionally qualified clinical staff This comprises: <ul style="list-style-type: none"> • qualified scientific, therapeutic and technical staff (ST&T), • qualified allied health professionals (AHPs) • qualified therapeutic radiography staff 	Qualified scientific, therapeutic and technical staff (ST&T) – qualified health professionals (includes consultant therapists, ST&T managers and healthcare scientists). These staff work alongside doctors, nurses and other health professionals and are categorised into the following two groups:

Definitions of staff groups	
<ul style="list-style-type: none"> • qualified diagnostic radiography staff • qualified speech and language staff • qualified healthcare scientists • other qualified ST&T • qualified ambulance staff 	<p>Qualified AHPs – qualified allied health professionals (AHPs) are the following staff:</p> <ul style="list-style-type: none"> chiroprodists/podiatrists dietitians occupational therapists orthoptists physiotherapists radiographers art/music/drama therapists speech and language therapists <p>In primary care, AHPs work in teams with GPs, nurses and other professionals, such as social workers, to provide quick and effective care for patients without the need for them to go into hospital.</p> <p>Other qualified ST&T – other qualified health professionals including healthcare scientists and pharmacists. These are other staff working in key professional roles.</p> <p>Qualified ambulance staff – ambulance paramedics, technicians, emergency care practitioners and ambulance service managers, but does not include ambulance trainees. From 2006, ambulance staff are collected under more detailed occupation codes which can't be applied to previous years. Therefore there will be comparability issues.</p>
<p>Support to clinical staff – staff working in direct support of clinical staff, often with direct patient care, who free up clinical staff and allow them more time to treat patients</p>	
<p>Support to clinical staff</p> <p>This comprises:</p> <ul style="list-style-type: none"> • support to doctors and nurses staff • support to ST&T staff • support to ambulance staff 	<p>Support to doctors and nurses – nursing assistants/auxiliaries, nursery nurses, health care assistants and support staff in nursing areas. Also includes clerical and administrative staff and maintenance and works staff working specifically in clinical areas, for example, medical secretaries and medical records officers. They also include all support workers and healthcare assistants in central functions, as these are mainly general porters involved in moving patients around the hospital.</p>

Definitions of staff groups	
<p>Support to ST&T staff – ST&T trainees and helper/assistants. Also includes healthcare assistants, support workers, clerical and administrative staff and maintenance and works staff specifically identified as supporting ST&T staff.</p> <p>Support to ambulance staff – ambulance personnel, trainee ambulance technicians as well as healthcare assistants, support workers, clerical and administrative staff and maintenance and works staff specifically identified as supporting the ambulance service.</p>	
<p>NHS infrastructure support – staff directly involved in the day-to-day running of the organisation and its infrastructure</p>	
<p>N/A – not relevant to this data collection as these groups not involved in direct patient care</p>	<p>Central functions – includes clerical and administrative staff working in central functions. The group includes areas such as personnel, finance, IT, legal services, library services, health education and general management support services.</p> <p>Hotel, property and estates – includes clerical and administrative staff and maintenance and works staff working in areas such as laundry, catering, domestic services and gardens. This group includes caretakers and labourers.</p> <p>Managers and senior managers – staff with overall responsibility for budgets, manpower or assets, or accountable for a significant area of work. Senior managers include staff at executive level and those who report directly to the board. These staff are essential to the smooth running of hospitals, trusts and strategic health authorities. This excludes nursing, ST&T and ambulance managers in posts requiring specific clinical qualifications.</p>
<p>Support to GP staff – staff working in direct support of GPs</p>	
<p>N/A – not relevant for collection from acute trusts</p>	<p>GP practice staff – includes a variety of staff who work in practices. These include physiotherapists, occupational therapists, receptionists and practice managers. However, practice nurses are included as qualified nurses within professionally qualified clinical staff instead.</p>

Appendix C Monthly data collection schedule for 2010/11

The table below provides monthly data collection dates for trusts and SHAs for the 2010/11 programme.

All trusts to provide data covering cumulative vaccinations given up to end of month	All trusts to <u>submit data</u> between the following dates	SHA/HPA to validate data
September and October 2010	1 November 2010 to 9 November 2010	11 November 2010
November	1 December 2010 to 13 December 2010	13 December 2010
December	3 January 2011 to 17 January 2011	17 January 2011
January	1 February 2011 to 15 February 2011	15 February 2011
February	1 March 2011 to 15 March 2011	15 March 2011

Appendix D Seasonal influenza vaccine uptake survey form for 2010/11

Section 1

Trust Type – What Trust Type are you (select one of the following)	
Acute NHS Trust	
Mental Health NHS Trust	
Ambulance NHS Trust	
Other NHS Trust	
Primary Care Trust (PCT)	
Care Trust (NHS Trust based)	
Care Trust (PCT Based)	
Foundation Trust Status – Are you a	
Foundation Trust?	
Non-Foundation Trust?	
Survey Coverage (For Trusts with Hospitals Only)	
How many hospitals are there in this trust?	
Of the hospitals in the trust, how many provided data?	
Survey Coverage	
Number of HCWs involved with <i>Direct Patient Care</i>	
Number of HCWs NOT involved with <i>Direct Patient Care</i>	

Section 2

	(A) Number of HCWs involved in direct patient care on day of data extraction.	Seasonal Flu Vaccine Uptake	
		(B) Number in (A) vaccinated between 1st Sept & end of survey month (Seasonal Flu)	(C) % in (A) vaccinated between 1st Sept & end of survey month (Seasonal Flu)
All Doctors (excluding GPs)			B/A*100
GPs Only			B/A*100
Qualified Nurses, midwives and health visitors (excluding GP Practice Nurses)			B/A*100
GP Practice Nurses			B/A*100
All other professionally qualified clinical staff, which comprises of:- Qualified scientific, therapeutic & technical staff (ST&T), Qualified allied health professionals (AHPs) Other qualified ST&T Qualified ambulance staff			B/A*100
Support to Clinical Staff, which comprises of:- Support to doctors & nurses Support to ST&T staff Support to ambulance staff			B/A*100
Support to GP staff			B/A*100
Total (Calculated by system)	Sum of above	Sum of above	B/A*100

Appendix E Seasonal influenza vaccine by SHA and trust 2010/11

Table 3 Seasonal influenza national vaccine uptake 2010/2011 data by SHA and trust

The table below shows national vaccine uptake of seasonal influenza vaccine administered to HCWs by SHA and trust up to 28 February 2011

Org Code	Org Name	All Frontline HCWs			All Doctors (including GPs)			All Qualified Nurses (including GP Practice)			All other professionally qualified clinical staff			Support to Clinical Staff		
		No. involved with Direct Patient Care	Doses given		No. involved with Direct Patient Care	Doses given		No. involved with Direct Patient Care	Doses given		No. involved with Direct Patient Care	Doses given		No. involved with Direct Patient Care	Doses given	
			No.	%		No.	%		No.	%		No.	%		No.	%
	England	1035219	359080	34.7	134500	50072	37.2	385862	117983	30.6	173801	59508	34.2	341056	131517	38.6
Q30	North East SHA	53382	19738	37.0	5281	2453	46.4	23244	7007	30.1	7527	3247	43.1	17330	7031	40.6
5D7	NEWCASTLE PCT	1157	179	15.5	185	9	4.9	665	70	10.5	105	35	33.3	202	65	32.2
5D8	NORTH TYNESIDE PCT	770	155	20.1	85	6	7.1	469	67	14.3	95	42	44.2	121	40	33.1
5D9	HARTLEPOOL PCT	163	20	12.3	55	9	16.4	42	6	14.3	13	0	0.0	53	5	9.4
5E1	STOCKTON-ON-TEES TEACHING PCT	378	115	30.4	115	36	31.3	86	27	31.4	8	0	0.0	169	52	30.8
5J9	DARLINGTON PCT	2365	302	12.8	75	9	12.0	1315	141	10.7	975	152	15.6	0	0	
5KF	GATESHEAD PCT	2096	1012	48.3	45	13	28.9	1307	500	38.3	194	101	52.1	550	398	72.4
5KG	SOUTH TYNESIDE PCT	0	0		0	0		0	0		0	0		0	0	
5KL	SUNDERLAND TEACHING PCT	0	0		0	0		0	0		0	0		0	0	
5KM	MIDDLESBROUGH PCT	364	135	37.1	114	36	31.6	93	34	36.6	21	0	0.0	136	65	47.8
5ND	COUNTY DURHAM PCT	125	47	37.6	29	13	44.8	25	12	48.0	0	0		71	22	31
5QR	REDCAR AND CLEVELAND PCT	1004	287	28.6	120	29	24.2	418	99	23.7	110	68	61.8	356	91	25.6
RE9	S TYNESIDE FOUNDATION TRUST	1372	443	32.3	176	85	48.3	619	167	27.0	131	59	45.0	446	132	29.6
RLN	CITY HOSPITALS SUNDERLAND NHS FOUNDATION TRUST	3971	2192	55.2	412	282	68.4	1591	777	48.8	561	247	44.0	1407	886	63.0
RR7	GATESHEAD HEALTH NHS FOUNDATION TRUST	2206	740	33.5	259	133	51.4	953	273	28.6	212	78	36.8	782	256	32.7
RTD	NEWCASTLE UPON TYNE HOSPITALS FOUNDATION TRUST	7761	4037	52.0	997	497	49.8	3677	1618	44.0	1514	1061	70.1	1573	861	54.7
RTF	NORTHUMBRIA HEALTHCARE NHS FOUNDATION TRUST	5297	1717	32.4	463	228	49.2	1799	462	25.7	559	262	46.9	2476	765	30.9
RTR	SOUTH TEES HOSPITALS NHS FOUNDATION TRUST	5874	2702	46.0	671	388	57.8	2458	860	35.0	841	424	50.4	1904	1030	54.1

Org Code	Org Name	All Frontline HCWs			All Doctors (including GPs)			All Qualified Nurses (including GP Practice)			All other professionally qualified clinical staff			Support to Clinical Staff		
		No. involved with Direct Patient Care	Doses given		No. involved with Direct Patient Care	Doses given		No. involved with Direct Patient Care	Doses given		No. involved with Direct Patient Care	Doses given		No. involved with Direct Patient Care	Doses given	
			No.	%		No.	%		No.	%		No.	%		No.	%
RVW	NORTH TEES AND HARTLEPOOL NHS FOUNDATION TRUST	3984	2000	50.2	433	219	50.6	1708	816	47.8	254	247	97.2	1589	718	45.2
RX3	TEES, ESK AND WEAR VALLEYS NHS FOUNDATION TRUST	3609	982	27.2	193	138	71.5	1558	279	17.9	415	108	26.0	1443	457	31.7
RX4	NORTHUMBERLAND, TYNE AND WEAR NHS FOUNDATION TRUST	4617	659	14.3	236	74	31.4	2007	135	6.7	44	43	97.7	2330	407	17.5
RX6	NORTH EAST AMBULANCE SERVICE NHS TRUST	1422	317	22.3	0	0		0	0		743	92	12.4	679	225	33.1
RXP	COUNTY DURHAM AND DARLINGTON NHS FOUNDATION TRUST	3670	1537	41.9	489	246	50.3	1786	625	35.0	532	177	33.3	863	489	56.7
TAC	NORTHUMBERLAND CARE TRUST	1177	160	13.6	129	3	2.3	668	39	5.8	200	51	25.5	180	67	37.2
Q31	North West SHA	154028	79080	51.3	15928	9151	57.5	58140	27459	47.2	24850	12557	50.5	55110	29913	54.3
5F5	SALFORD PCT	1754	844	48.1	208	63	30.3	459	198	43.1	420	135	32.1	667	448	67.2
5F7	STOCKPORT PCT	1599	1040	65.0	226	170	75.2	472	273	57.8	166	94	56.6	735	503	68.4
5HG	ASHTON, LEIGH AND WIGAN PCT	2089	1107	53.0	376	134	35.6	698	232	33.2	263	202	76.8	752	539	71.7
5HP	BLACKPOOL PCT	943	566	60.0	146	76	52.1	377	226	59.9	72	65	90.3	348	199	57.2
5HQ	BOLTON PCT	1843	518	28.1	232	45	19.4	767	153	19.9	299	157	52.5	545	163	29.9
5J2	WARRINGTON PCT	1110	536	48.3	176	94	53.4	403	182	45.2	114	50	43.9	417	210	50.4
5J4	KNOWSLEY PCT	1443	794	55.0	169	40	23.7	364	191	52.5	324	197	60.8	586	366	62.5
5J5	OLDHAM PCT	1596	644	40.4	174	89	51.1	478	231	48.3	213	67	31.5	731	257	35.2
5JX	BURY PCT	1050	532	50.7	129	67	51.9	386	194	50.3	130	50	38.5	405	221	54.6
5LH	TAMESIDE AND GLOSSOP PCT	1446	633	43.8	151	101	66.9	405	169	41.7	156	61	39.1	734	302	41.1
5NE	CUMBRIA TEACHING PCT	3817	1525	40.0	474	200	42.2	1162	439	37.8	333	230	69.1	1848	656	35.5
5NF	NORTH LANCASHIRE TEACHING PCT	1389	501	36.1	200	102	51.0	700	229	32.7	204	90	44.1	285	80	28.1
5NG	CENTRAL LANCASHIRE PCT	2890	836	28.9	322	117	36.3	915	277	30.3	322	97	30.1	1331	345	25.9
5NH	EAST LANCASHIRE TEACHING PCT	2260	603	26.7	261	78	29.9	620	155	25.0	229	67	29.3	1150	303	26.3
5NJ	SEFTON PCT	1753	814	46.4	214	46	21.5	500	223	44.6	126	65	51.6	913	480	52.6
5NK	WIRRAL PCT	2230	1267	56.8	284	146	51.4	718	408	56.8	197	119	60.4	1031	594	57.6

Org Code	Org Name	All Frontline HCWs			All Doctors (including GPs)			All Qualified Nurses (including GP Practice)			All other professionally qualified clinical staff			Support to Clinical Staff		
		No. involved with Direct Patient Care	Doses given		No. involved with Direct Patient Care	Doses given		No. involved with Direct Patient Care	Doses given		No. involved with Direct Patient Care	Doses given		No. involved with Direct Patient Care	Doses given	
			No.	%		No.	%		No.	%		No.	%		No.	%
5NL	LIVERPOOL PCT	3407	1503	44.1	518	226	43.6	1091	488	44.7	313	96	30.7	1485	693	46.7
5NM	HALTON AND ST HELENS PCT	1298	720	55.5	131	38	29.0	637	353	55.4	171	44	25.7	359	285	79.4
5NN	WESTERN CHESHIRE PCT	981	445	45.4	235	115	48.9	457	184	40.3	124	74	59.7	165	72	43.6
5NP	CENTRAL & EASTERN CHESHIRE	2497	1178	47.2	320	205	64.1	795	270	34.0	351	166	47.3	1031	537	52.1
5NQ	HEYWOOD, MIDDLETON AND ROCHDALE	1283	822	64.1	132	87	65.9	466	259	55.6	199	162	81.4	486	314	64.6
5NR	TRAFFORD PCT	863	383	44.4	10	3	30.0	342	160	46.8	213	100	46.9	298	120	40.3
5NT	MANCHESTER PCT	2497	1763	70.6	170	155	91.2	950	607	63.9	679	460	67.7	698	541	77.5
RBL	WIRRAL UNIVERSITY TEACHING HOSPITAL NHS FOUNDATION TRUST	4277	3006	70.3	368	305	82.9	1850	994	53.7	598	326	54.5	1461	1381	94.5
RBN	ST HELENS AND KNOWSLEY HOSPITALS NHS TRUST	2720	2442	89.8	360	350	97.2	1241	1036	83.5	241	235	97.5	878	821	93.5
RBQ	LIVERPOOL HEART AND CHEST NHS FOUNDATION TRUST	1122	670	59.7	133	65	48.9	507	232	45.8	178	119	66.9	304	254	83.6
RBS	ALDER HEY CHILDREN'S NHS FOUNDATION TRUST	2379	1552	65.2	276	225	81.5	863	546	63.3	535	237	44.3	705	544	77.2
RBT	MID CHESHIRE HOSPITALS NHS FOUNDATION TRUST	2639	1238	46.9	195	163	83.6	895	414	46.3	286	220	76.9	1263	441	34.9
RBV	THE CHRISTIE NHS FOUNDATION TRUST	1330	770	57.9	121	90	74.4	516	282	54.7	481	192	39.9	212	206	97.2
REM	AINTREE UNIVERSITY HOSPITALS NHS FOUNDATION TRUST	3120	2026	64.9	411	299	72.7	1177	622	52.8	701	293	41.8	831	812	97.7
REN	CLATTERBRIDGE CENTRE FOR ONCOLOGY NHS FOUNDATION TRUST	732	363	49.6	68	28	41.2	176	84	47.7	221	99	44.8	267	152	56.9
REP	LIVERPOOL WOMEN'S NHS FOUNDATION TRUST	1172	747	63.7	141	93	66.0	692	365	52.7	74	71	95.9	265	218	82.3
RET	THE WALTON CENTRE NHS FOUNDATION TRUST	656	265	40.4	68	45	66.2	333	92	27.6	79	26	32.9	176	102	58.0
RJN	EAST CHESHIRE NHS TRUST	1596	1104	69.2	160	124	77.5	645	412	63.9	230	230	100.0	561	338	60.2

Org Code	Org Name	All Frontline HCWs			All Doctors (including GPs)			All Qualified Nurses (including GP Practice)			All other professionally qualified clinical staff			Support to Clinical Staff		
		No. involved with Direct Patient Care	Doses given		No. involved with Direct Patient Care	Doses given		No. involved with Direct Patient Care	Doses given		No. involved with Direct Patient Care	Doses given		No. involved with Direct Patient Care	Doses given	
			No.	%		No.	%		No.	%		No.	%		No.	%
RJR	COUNTRESS OF CHESTER HOSPITAL NHS FOUNDATION TRUST	3224	2128	66.0	282	265	94.0	1017	619	60.9	297	295	99.3	1628	949	58.3
RJX	CALDERSTONES PARTNERSHIP NHS FOUNDATION TRUST	1256	226	18.0	16	13	81.3	254	76	29.9	14	14	100.0	972	123	12.7
RM2	UNIVERSITY HOSPITAL OF SOUTH MANCHESTER NHS FOUNDATION TRUST	3215	2009	62.5	432	392	90.7	1892	884	46.7	285	279	97.9	606	454	74.9
RM3	SALFORD ROYAL NHS FOUNDATION TRUST	4331	2898	66.9	168	82	48.8	1179	829	70.3	724	480	66.3	2260	1507	66.7
RM4	TRAFFORD HEALTHCARE NHS TRUST	1200	631	52.6	300	125	41.7	350	223	63.7	350	154	44.0	200	129	64.5
RMC	ROYAL BOLTON HOSPITAL NHS FOUNDATION TRUST	3719	1464	39.4	273	150	54.9	1326	495	37.3	430	155	36.0	1690	664	39.3
RMP	TAMESIDE HOSPITAL NHS FOUNDATION TRUST	1681	903	53.7	227	135	59.5	818	351	42.9	234	76	32.5	402	341	84.8
RNL	NORTH CUMBRIA UNIVERSITY HOSPITALS NHS TRUST	3270	1581	48.3	359	237	66.0	1459	621	42.6	382	200	52.4	1070	523	48.9
RNN	CUMBRIA PARTNERSHIP NHS FOUNDATION TRUST	1459	402	27.6	59	29	49.2	605	93	15.4	170	86	50.6	625	194	31.0
RQ6	ROYAL LIVERPOOL AND BROADGREEN UNIVERSITY HOSPITALS NHS TRUST	5654	5106	90.3	633	586	92.6	1763	1752	99.4	1223	1032	84.4	2035	1736	85.3
RRF	WRIGHTINGTON, WIGAN AND LEIGH NHS FOUNDATION TRUST	3246	1504	46.3	365	188	51.5	1108	488	44.0	510	227	44.5	1263	601	47.6
RT2	PENNINE CARE NHS FOUNDATION TRUST	1824	363	19.9	112	11	9.8	910	143	15.7	252	97	38.5	550	112	20.4
RTV	5 BOROUGHES PARTNERSHIP NHS FOUNDATION TRUST	2256	943	41.8	90	47	52.2	797	261	32.7	156	89	57.1	1213	546	45.0

Org Code	Org Name	All Frontline HCWs			All Doctors (including GPs)			All Qualified Nurses (including GP Practice)			All other professionally qualified clinical staff			Support to Clinical Staff		
		No. involved with Direct Patient Care	Doses given		No. involved with Direct Patient Care	Doses given		No. involved with Direct Patient Care	Doses given		No. involved with Direct Patient Care	Doses given		No. involved with Direct Patient Care	Doses given	
			No.	%		No.	%		No.	%		No.	%		No.	%
RTX	UNIVERSITY HOSPITALS OF MORECAMBE BAY NHS TRUST	2762	983	35.6	344	152	44.2	1500	421	28.1	268	141	52.6	650	269	41.4
RVY	SOUTHPORT AND ORMSKIRK HOSPITAL NHS TRUST	2352	1424	60.5	226	181	80.1	800	444	55.5	434	293	67.5	892	506	56.7
RW3	CENTRAL MANCHESTER UNIVERSITY HOSPITALS NHS FOUNDATION TRUST	4391	2530	57.6	585	324	55.4	2844	1656	58.2	269	154	57.2	693	396	57.1
RW4	MERSEY CARE NHS TRUST	2642	1536	58.1	110	88	80.0	1154	509	44.1	235	148	63.0	1143	791	69.2
RW5	LANCASHIRE CARE NHS FOUNDATION TRUST	2463	763	31.0	122	60	49.2	1147	304	26.5	273	93	34.1	921	306	33.2
RW6	PENNINE ACUTE HOSPITALS TRUST	8937	4053	45.4	1047	539	51.5	3389	1724	50.9	974	665	68.3	3527	1125	31.9
RWJ	STOCKPORT FOUNDATION TRUST	2954	1956	66.2	293	241	82.3	1338	766	57.2	462	340	73.6	861	609	70.7
RWW	WARRINGTON & HALTON HOSPITALS FOUNDATION TRUST	2512	1372	54.6	290	169	58.3	1127	439	39.0	607	322	53.0	488	442	90.6
RX7	NORTH WEST AMBULANCE SERVICE NHS TRUST	5004	1748	34.9	0	0		0	0		3917	1218	31.1	1087	530	48.8
RXA	CHESHIRE AND WIRRAL PARTNERSHIP FOUNDATION TRUST	2418	761	31.5	117	61	52.1	847	260	30.7	186	65	34.9	1268	375	29.6
RXL	BLACKPOOL, FYLDE & WYRE HOSPITALS FOUNDATION TRUST	3221	2110	65.5	327	229	70.0	1514	824	54.4	545	420	77.1	835	637	76.3
RXN	LANCASHIRE TEACHING HOSPITALS NHS FOUNDATION TRUST	5730	3403	59.4	785	413	52.6	2289	1168	51.0	794	169	21.3	1862	1653	88.8
RXR	EAST LANCASHIRE HOSPITALS TRUST	4219	1626	38.5	536	201	37.5	2024	643	31.8	647	246	38.0	1012	536	53.0
RXV	GRTR MANCHESTER WEST MENTAL HEALTH FOUNDATION TRUST	2462	654	26.6	142	42	29.6	795	185	23.3	558	119	21.3	967	308	31.9
TAE	MANCHESTER MENTAL HEALTH AND SOCIAL CARE TRUST	1265	124	9.8	102	5	4.9	526	27	5.1	202	53	26.2	435	39	9.0
TAP	BLACKBURN WITH DARWEN TEACHING CARE TRUST PLUS	580	122	21.0	27	2	7.4	311	74	23.8	210	31	14.8	32	15	46.9

Org Code	Org Name	All Frontline HCWs			All Doctors (including GPs)			All Qualified Nurses (including GP Practice)			All other professionally qualified clinical staff			Support to Clinical Staff		
		No. involved with Direct Patient Care	Doses given		No. involved with Direct Patient Care	Doses given		No. involved with Direct Patient Care	Doses given		No. involved with Direct Patient Care	Doses given		No. involved with Direct Patient Care	Doses given	
			No.	%		No.	%		No.	%		No.	%		No.	%
Q32	Yorkshire and the Humber SHA	111799	44764	40.0	14470	5746	39.7	41193	14477	35.1	16555	6662	40.2	39581	17879	45.2
5EF	NORTH LINCOLNSHIRE PCT	513	180	35.1	60	29	48.3	245	60	24.5	54	34	63.0	154	57	37
5H8	ROTHERHAM PCT	1998	1055	52.8	235	114	48.5	864	322	37.3	298	133	44.6	601	486	80.9
5J6	CALDERDALE PCT	1003	154	15.4	118	8	6.8	375	90	24.0	15	15	100.0	495	41	8.3
5JE	BARNSELY PCT	2541	661	26.0	221	45	20.4	829	185	22.3	262	121	46.2	1229	310	25.2
5N1	LEEDS PCT	5505	2797	50.8	641	460	71.8	1407	752	53.4	677	387	57.2	2780	1198	43.1
5N2	KIRKLEES PCT	1127	397	35.2	293	93	31.7	734	253	34.5	100	51	51.0	0	0	
5N3	WAKEFIELD DISTRICT PCT	1919	711	37.1	292	154	52.7	706	195	27.6	109	49	45.0	812	313	38.5
5N4	SHEFFIELD PCT	3213	360	11.2	716	56	7.8	884	77	8.7	361	46	12.7	1252	181	14.5
5N5	DONCASTER PCT	1032	150	14.5	11	2	18.2	542	75	13.8	51	10	19.6	428	63	14.7
5NV	NORTH YORKSHIRE AND YORK PCT	5216	1342	25.7	1104	191	17.3	2824	566	20.0	528	162	30.7	760	423	55.7
5NW	EAST RIDING OF YORKSHIRE PCT	1528	501	32.8	207	41	19.8	513	143	27.9	428	114	26.6	380	203	53.4
5NX	HULL TEACHING PCT	1289	424	32.9	202	41	20.3	462	133	28.8	126	32	25.4	499	218	43.7
5NY	BRADFORD AND AIREDALE TEACHING PCT	2740	1098	40.1	389	119	30.6	1211	278	23.0	306	126	41.2	834	575	68.9
RAE	BRADFORD TEACHING HOSPITALS NHS FOUNDATION TRUST	3940	2013	51.1	611	279	45.7	1518	757	49.9	569	180	31.6	1242	797	64.2
RCB	YORK HOSPITALS NHS FOUNDATION TRUST	2920	2419	82.8	408	289	70.8	1236	986	79.8	459	327	71.2	817	817	100.0
RCC	SCARBOROUGH & NORTH EAST YORKSHIRE HEALTH CARE TRUST	2032	886	43.6	294	139	47.3	725	292	40.3	164	77	47.0	849	378	44.5
RCD	HARROGATE AND DISTRICT NHS FOUNDATION TRUST	1961	980	50.0	296	163	55.1	695	359	51.7	339	142	41.9	631	316	50.1
RCF	AIREDALE NHS FOUNDATION TRUST	1477	960	65.0	256	129	50.4	614	307	50.0	190	146	76.8	417	378	90.6

Org Code	Org Name	All Frontline HCWs			All Doctors (including GPs)			All Qualified Nurses (including GP Practice)			All other professionally qualified clinical staff			Support to Clinical Staff		
		No. involved with Direct Patient Care	Doses given		No. involved with Direct Patient Care	Doses given		No. involved with Direct Patient Care	Doses given		No. involved with Direct Patient Care	Doses given		No. involved with Direct Patient Care	Doses given	
			No.	%		No.	%		No.	%		No.	%		No.	%
RCU	SHEFFIELD CHILDREN'S NHS FOUNDATION TRUST	2222	696	31.3	346	85	24.6	600	169	28.2	202	75	37.1	1074	367	34.2
RFF	BARNSELY HOSPITAL NHS FOUNDATION TRUST	1693	600	35.4	215	81	37.7	897	194	21.6	174	53	30.5	407	272	66.8
RFR	ROTHERHAM FOUNDATION TRUST	2351	1640	69.8	273	175	64.1	1054	546	51.8	398	319	80.2	626	600	95.8
RGD	LEEDS PARTNERSHIPS NHS FOUNDATION TRUST	1827	483	26.4	176	27	15.3	765	137	17.9	249	66	26.5	637	253	39.7
RHQ	SHEFFIELD TEACHING HOSPITALS NHS FOUNDATION TRUST	8973	2874	32.0	1298	482	37.1	3872	1030	26.6	1730	534	30.9	2073	828	39.9
RJL	NORTH LINCOLNSHIRE & GOOLE HOSPITALS FOUNDATION TRUST	6601	1516	23.0	614	176	28.7	2068	470	22.7	701	207	29.5	3218	663	20.6
RP5	DONCASTER & BASSETLAW HOSPITALS FOUNDATION TRUST	3776	2233	59.1	312	269	86.2	1580	764	48.4	491	282	57.4	1393	918	65.9
RR8	LEEDS HOSPITALS TRUST	12741	5967	46.8	1976	837	42.4	3947	1576	39.9	2329	1070	45.9	4489	2484	55.3
RV9	HUMBER NHS FOUNDATION TRUST	1830	526	28.7	66	27	40.9	722	173	24.0	177	66	37.3	865	260	30.1
RWA	HULL AND EAST YORKSHIRE HOSPITALS NHS TRUST	5558	3963	71.3	1010	585	57.9	2752	1679	61.0	438	382	87.2	1358	1317	97.0
RWY	CALDERDALE AND HUDDERSFIELD NHS FOUNDATION TRUST	4765	1724	36.2	546	186	34.1	1581	446	28.2	838	278	33.2	1800	814	45.2
RX8	YORKSHIRE AMBULANCE TRUST	3432	862	25.1	0	0		0	0		1763	362	20.5	1669	500	30.0
RXE	ROTHERHAM, DONCASTER AND SOUTH HUMBER MENTAL HEALTH NHS FOUNDATION TRUST	2085	467	22.4	80	22	27.5	733	112	15.3	459	122	26.6	813	211	26.0
RXF	MID YORKS HOSPITALS NHS TRUST	4971	2011	40.5	751	329	43.8	2064	824	39.9	886	412	46.5	1270	446	35.1
RXG	SOUTH WEST YORKSHIRE PARTNERSHIP FOUNDATION TRUST	2102	597	28.4	118	34	28.8	893	186	20.8	260	105	40.4	831	272	32.7
TAD	BRADFORD DISTRICT CARE TRUST	1553	677	43.6	83	28	33.7	443	176	39.7	111	47	42.3	916	426	46.5
TAH	SHEFFIELD HEALTH AND SOCIAL CARE NHS FOUNDATION TRUST	2276	579	25.4	155	26	16.8	575	113	19.7	260	102	39.2	1286	338	26.3
TAN	N. E. LINCOLNSHIRE CARE TRUST	1089	261	24.0	97	25	25.8	263	52	19.8	53	28	52.8	676	156	23.1

Org Code	Org Name	All Frontline HCWs			All Doctors (including GPs)			All Qualified Nurses (including GP Practice)			All other professionally qualified clinical staff			Support to Clinical Staff		
		No. involved with Direct Patient Care	Doses given		No. involved with Direct Patient Care	Doses given		No. involved with Direct Patient Care	Doses given		No. involved with Direct Patient Care	Doses given		No. involved with Direct Patient Care	Doses given	
			No.	%		No.	%		No.	%		No.	%		No.	%
Q33	East Midlands SHA	77133	25434	33.0	9077	2961	32.6	28787	7946	27.6	13002	4032	31.0	26267	10495	40
5EM	NOTTINGHAM CITY PCT	2307	963	41.7	384	122	31.8	724	306	42.3	211	33	15.6	988	502	50.8
5ET	BASSETLAW PCT	453	70	15.5	76	9	11.8	234	32	13.7	36	13	36.1	107	16	15.0
5N6	DERBYSHIRE COUNTY PCT	2993	742	24.8	111	27	24.3	1179	265	22.5	658	35	5.3	1045	415	39.7
5N7	DERBY CITY PCT	786	93	11.8	41	0	0.0	370	56	15.1	67	22	32.8	308	15	4.9
5N8	NOTTINGHAMSHIRE COUNTY TEACHING PCT	4296	1342	31.2	531	193	36.3	1237	310	25.1	557	194	34.8	1971	645	32.7
5N9	LINCOLNSHIRE TEACHING PCT	2304	474	20.6	60	2	3.3	1293	187	14.5	234	47	20.1	717	238	33.2
5PA	LEICESTERSHIRE COUNTY AND RUTLAND PCT	3222	858	26.6	298	113	37.9	1112	244	21.9	355	97	27.3	1457	404	27.7
5PC	LEICESTER CITY PCT	1667	303	18.2	244	37	15.2	565	116	20.5	208	39	18.8	650	111	17.1
5PD	NORTHAMPTONSHIRE TEACHING PCT	2489	476	19.1	114	44	38.6	1048	139	13.3	432	86	19.9	895	207	23.1
RFS	CHESTERFIELD ROYAL HOSPITAL NHS FOUNDATION TRUST	3349	1321	39.4	343	134	39.1	1043	321	30.8	347	158	45.5	1616	708	43.8
RHA	NOTTINGHAMSHIRE HEALTHCARE NHS TRUST	4094	1253	30.6	194	60	30.9	1857	400	21.5	780	191	24.5	1263	602	47.7
RK5	SHERWOOD FOREST HOSPITALS NHS FOUNDATION TRUST	3036	1526	50.3	517	267	51.6	1236	588	47.6	386	217	56.2	897	454	50.6
RNQ	KETTERING GENERAL HOSPITAL NHS FOUNDATION TRUST	2756	1436	52.1	365	172	47.1	1045	439	42.0	399	169	42.4	947	656	69.3
RNS	NORTHAMPTON GENERAL HOSPITAL NHS TRUST	3845	1288	33.5	461	194	42.1	1316	412	31.3	424	234	55.2	1644	448	27.3
RP1	NORTHAMPTONSHIRE HEALTHCARE NHS FOUNDATION TRUST	1208	315	26.1	98	31	31.6	618	126	20.4	138	64	46.4	354	94	26.6
RP7	LINCOLNSHIRE PARTNERSHIP NHS FOUNDATION TRUST	667	158	23.7	8	8	100.0	52	52	100.0	20	12	60.0	587	86	14.7

Org Code	Org Name	All Frontline HCWs			All Doctors (including GPs)			All Qualified Nurses (including GP Practice)			All other professionally qualified clinical staff			Support to Clinical Staff		
		No. involved with Direct Patient Care	Doses given		No. involved with Direct Patient Care	Doses given		No. involved with Direct Patient Care	Doses given		No. involved with Direct Patient Care	Doses given		No. involved with Direct Patient Care	Doses given	
			No.	%		No.	%		No.	%		No.	%		No.	%
RT5	LEICESTERSHIRE PARTNERSHIP NHS TRUST	2139	426	19.9	205	30	14.6	828	85	10.3	439	66	15.0	667	245	36.7
RTG	DERBY HOSPITALS NHS FOUNDATION TRUST	5481	2517	45.9	718	198	27.6	2338	658	28.1	814	447	54.9	1611	1214	75.4
RWD	UNITED LINCOLNSHIRE HOSPITALS NHS TRUST	6885	2390	34.7	876	307	35.0	2484	915	36.8	782	398	50.9	2743	770	28.1
RWE	UNIVERSITY HOSPITALS OF LEICESTER NHS TRUST	9519	2799	29.4	1646	365	22.2	3505	855	24.4	2171	441	20.3	2197	1138	51.8
RX1	NOTTINGHAM UNIVERSITY HOSPITALS NHS TRUST	9600	3878	40.4	1678	619	36.9	3971	1323	33.3	1307	676	51.7	2644	1260	47.7
RX9	EAST MIDLANDS AMBULANCE SERVICE NHS TRUST	2556	414	16.2	1	1	100.0	0	0		1983	299	15.1	572	114	19.9
RXM	DERBYSHIRE MENTAL HEALTH SERVICES NHS TRUST	1481	392	26.5	108	28	25.9	732	117	16.0	254	94	37.0	387	153	39.5
	West Midlands SHA	116642	39110	33.5	14285	5195	36.4	40777	12650	31.0	18304	6196	33.9	43276	15069	34.8
5CN	HEREFORDSHIRE PCT	2213	514	23.2	168	17	10.1	614	139	22.6	152	64	42.1	1279	294	23.0
5M1	SOUTH BIRMINGHAM PCT	3711	581	15.7	261	59	22.6	878	150	17.1	460	41	8.9	2112	331	15.7
5M2	SHROPSHIRE COUNTY PCT	1955	787	40.3	296	195	65.9	711	232	32.6	212	43	20.3	736	317	43.1
5M3	WALSALL TEACHING PCT	1675	185	11.0	84	5	6.0	463	50	10.8	434	38	8.8	694	92	13.3
5MD	COVENTRY TEACHING PCT	1516	578	38.1	253	125	49.4	400	177	44.3	204	28	13.7	659	248	37.6
5MK	TELFORD AND WREKIN PCT	563	298	52.9	80	57	71.3	259	109	42.1	23	23	100.0	201	109	54.2
5MV	WOLVERHAMPTON CITY PCT	1499	544	36.3	96	37	38.5	563	112	19.9	368	202	54.9	472	193	40.9
5MX	HEART OF BIRMINGHAM PCT	1107	58	5.2	328	5	1.5	229	33	14.4	65	2	3.1	485	18	3.7
5PE	DUDLEY PCT	1583	426	26.9	215	54	25.1	507	132	26.0	218	75	34.4	643	165	25.7
5PF	SANDWELL PCT	1266	435	34.4	186	19	10.2	459	96	20.9	217	96	44.2	404	224	55.4
5PG	BIRMINGHAM EAST AND NORTH PCT	1891	644	34.1	276	70	25.4	597	127	21.3	273	90	33.0	745	357	47.9

Org Code	Org Name	All Frontline HCWs			All Doctors (including GPs)			All Qualified Nurses (including GP Practice)			All other professionally qualified clinical staff			Support to Clinical Staff		
		No. involved with Direct Patient Care	Doses given		No. involved with Direct Patient Care	Doses given		No. involved with Direct Patient Care	Doses given		No. involved with Direct Patient Care	Doses given		No. involved with Direct Patient Care	Doses given	
			No.	%		No.	%		No.	%		No.	%		No.	%
5PH	NORTH STAFFORDSHIRE PCT	1060	294	27.7	129	68	52.7	467	92	19.7	162	19	11.7	302	115	38.1
5PJ	STOKE ON TRENT PCT	1984	735	37.0	194	110	56.7	748	184	24.6	195	38	19.5	847	403	47.6
5PK	SOUTH STAFFORDSHIRE PCT	4195	904	21.5	476	183	38.4	1169	191	16.3	393	90	22.9	2157	440	20.4
5PL	WORCESTERSHIRE PCT	4067	1327	32.6	476	253	53.2	1238	299	24.2	377	110	29.2	1976	665	33.7
5PM	WARWICKSHIRE PCT	2274	850	37.4	403	221	54.8	851	265	31.1	246	63	25.6	774	301	38.9
RBK	WALSALL HOSPITALS NHS TRUST	3165	801	25.3	402	93	23.1	832	251	30.2	701	198	28.2	1230	259	21.1
RJC	SOUTH WARWICKSHIRE NHS FOUNDATION TRUST	1559	849	54.5	263	140	53.2	747	348	46.6	237	139	58.6	312	222	71.2
RJD	MID STAFFORDSHIRE NHS FOUNDATION TRUST	2913	748	25.7	318	67	21.1	810	185	22.8	369	98	26.6	1416	398	28.1
RJE	UNIVERSITY HOSPITAL OF NORTH STAFFORDSHIRE NHS TRUST	6234	2699	43.3	797	324	40.7	2338	996	42.6	781	402	51.5	2318	977	42.1
RJF	BURTON HOSPITALS NHS FOUNDATION TRUST	2237	655	29.3	287	73	25.4	874	206	23.6	403	106	26.3	673	270	40.1
RKB	UNIVERSITY HOSPITALS COVENTRY AND WARWICKSHIRE NHS TRUST	6524	1426	21.9	1038	244	23.5	2514	618	24.6	728	155	21.3	2244	409	18.2
RL1	ROBERT JONES AND AGNES HUNT ORTHOPAEDIC AND DISTRICT HOSPITAL NHS TRUST	871	297	34.1	43	23	53.5	303	70	23.1	116	82	70.7	409	122	29.8
RL4	THE ROYAL WOLVERHAMPTON HOSPITALS NHS TRUST	4350	2436	56.0	666	302	45.3	1476	818	55.4	748	350	46.8	1460	966	66.2
RLQ	HEREFORD HOSPITALS NHS TRUST	1881	921	49.0	238	114	47.9	635	289	45.5	268	142	53.0	740	376	50.8
RLT	GEORGE ELIOT HOSPITAL TRUST	1774	737	41.5	207	96	46.4	573	190	33.2	188	112	59.6	806	339	42.1
RLU	BIRMINGHAM WOMEN'S NHS FOUNDATION TRUST	838	202	24.1	105	35	33.3	642	76	11.8	70	70	100.0	21	21	100.0
RLY	NORTH STAFFORDSHIRE COMBINED HEALTHCARE NHS TRUST	1682	250	14.9	79	8	10.1	596	71	11.9	260	45	17.3	747	126	16.9
RNA	THE DUDLEY GROUP OF HOSPITALS NHS FOUNDATION TRUST	3147	1003	31.9	558	99	17.7	1343	318	23.7	231	105	45.5	1015	481	47.4

Org Code	Org Name	All Frontline HCWs			All Doctors (including GPs)			All Qualified Nurses (including GP Practice)			All other professionally qualified clinical staff			Support to Clinical Staff		
		No. involved with Direct Patient Care	Doses given		No. involved with Direct Patient Care	Doses given		No. involved with Direct Patient Care	Doses given		No. involved with Direct Patient Care	Doses given		No. involved with Direct Patient Care	Doses given	
			No.	%		No.	%		No.	%		No.	%		No.	%
RQ3	BIRMINGHAM CHILDREN'S HOSPITAL NHS FOUNDATION TRUST	2606	2472	94.9	332	320	96.4	934	901	96.5	355	351	98.9	985	900	91.4
RR1	HEART OF ENGLAND NHS FOUNDATION TRUST	6719	2738	40.8	1011	460	45.5	3119	1003	32.2	599	460	76.8	1990	815	41.0
RRE	SOUTH STAFFORDSHIRE AND SHROPSHIRE HEALTHCARE NHS FOUNDATION TRUST	2341	917	39.2	151	63	41.7	996	297	29.8	552	150	27.2	642	407	63.4
RRJ	THE ROYAL ORTHOPAEDIC HOSPITAL NHS FOUNDATION TRUST	592	109	18.4	114	10	8.8	238	32	13.4	88	18	20.5	152	49	32.2
RRK	UNIVERSITY HOSPITAL BIRMINGHAM NHS FOUNDATION TRUST	5386	1581	29.4	875	263	30.1	2053	508	24.7	1910	351	18.4	548	459	83.8
RWP	WORCESTERSHIRE ACUTE HOSPITALS NHS TRUST	4932	2559	51.9	715	295	41.3	1935	866	44.8	643	318	49.5	1639	1080	65.9
RWQ	WORCESTERSHIRE MENTAL HEALTH PARTNERSHIP NHS TRUST	1165	468	40.2	82	40	48.8	399	167	41.9	115	70	60.9	569	191	33.6
RXK	SANDWELL & WEST BIRMINGHAM HOSPITALS NHS TRUST	5137	2211	43.0	768	288	37.5	1904	1051	55.2	242	242	100.0	2223	630	28.3
RXT	BIRMINGHAM & SOLIHULL MENTAL HEALTH NHS FOUNDATION TRUST	3679	866	23.5	289	48	16.6	1388	286	20.6	434	88	20.3	1568	444	28.3
RXW	SHREWSBURY AND TELFORD HOSPITAL NHS TRUST	3627	1042	28.7	549	147	26.8	1538	302	19.6	616	248	40.3	924	345	37.3
RYA	WEST MIDS AMBULANCE TRUST	3285	638	19.4	1	0	0.0	11	0	0.0	2851	638	22.4	422	0	0.0
RYG	COVENTRY AND WARWICKSHIRE PARTNERSHIP NHS TRUST	3891	445	11.4	164	34	20.7	1303	193	14.8	430	89	20.7	1994	129	6.5
RYK	DUDLEY AND WALSALL MENTAL HEALTH PARTNERSHIP NHS TRUST	1028	205	19.9	95	27	28.4	443	69	15.6	174	33	19.0	316	76	24.1
TAJ	SANDWELL MENTAL HEALTH NHS AND SOCIAL CARE TRUST	780	143	18.3	58	17	29.3	279	61	21.9	84	20	23.8	359	45	12.5
TAM	SOLIHULL CARE TRUST	1740	532	30.6	159	87	54.7	401	90	22.4	112	94	83.9	1068	261	24.4

Org Code	Org Name	All Frontline HCWs			All Doctors (including GPs)			All Qualified Nurses (including GP Practice)			All other professionally qualified clinical staff			Support to Clinical Staff		
		No. involved with Direct Patient Care	Doses given		No. involved with Direct Patient Care	Doses given		No. involved with Direct Patient Care	Doses given		No. involved with Direct Patient Care	Doses given		No. involved with Direct Patient Care	Doses given	
			No.	%		No.	%		No.	%		No.	%		No.	%
	NHS East of England	97285	26209	26.9	11783	3691	31.3	36888	8542	23.2	16847	4517	26.8	31767	9459	29.8
5GC	LUTON PCT	1024	134	13.1	145	1	0.7	373	62	16.6	40	13	32.5	466	58	12.4
5P1	SOUTH EAST ESSEX PCT	1408	429	30.5	167	78	46.7	679	159	23.4	218	53	24.3	344	139	40.4
5P2	BEDFORDSHIRE PCT	2038	597	29.3	290	146	50.3	714	145	20.3	300	39	13.0	734	267	36.4
5PN	PETERBOROUGH PCT	1365	149	10.9	105	23	21.9	1194	97	8.1	0	0		66	29	43.9
5PP	CAMBRIDGESHIRE PCT	812	441	54.3	282	150	53.2	194	111	57.2	37	22	59.5	299	158	52.8
5PQ	NORFOLK PCT	4639	1293	27.9	552	270	48.9	1437	292	20.3	469	61	13.0	2181	670	30.7
5PR	GREAT YARMOUTH & WAVENEY PCT	1359	459	33.8	166	64	38.6	377	208	55.2	354	32	9.0	462	155	33.5
5PT	SUFFOLK PCT	1891	231	12.2	64	2	3.1	719	88	12.2	368	54	14.7	740	87	11.8
5PV	WEST ESSEX PCT	1239	384	31.0	124	71	57.3	336	84	25.0	235	32	13.6	544	197	36.2
5PW	NORTH EAST ESSEX PCT	1101	200	18.2	6	5	83.3	352	62	17.6	133	91	68.4	610	42	6.9
5PX	MID ESSEX PCT	1310	539	41.1	268	113	42.2	544	141	25.9	262	103	39.3	236	182	77.1
5PY	SOUTH WEST ESSEX PCT	2367	564	23.8	273	111	40.7	709	120	16.9	224	50	22.3	1161	283	24.4
5QV	HERTFORDSHIRE PCT	2083	449	21.6	31	5	16.1	1094	181	16.5	358	101	28.2	600	162	27.0
RAJ	SOUTHEND UNIVERSITY HOSPITAL NHS FOUNDATION TRUST	4120	972	23.6	453	113	24.9	1380	306	22.2	568	200	35.2	1719	353	20.5
RC1	BEDFORD HOSPITAL NHS TRUST	1697	816	48.1	275	74	26.9	759	324	42.7	310	161	51.9	353	257	72.8
RC9	LUTON AND DUNSTABLE HOSPITAL NHS FOUNDATION TRUST	2481	605	24.4	475	131	27.6	1254	285	22.7	307	57	18.6	445	132	29.7
RCX	THE QUEEN ELIZABETH HOSPITAL KING'S LYNN NHS TRUST	2726	945	34.7	400	143	35.8	889	320	36.0	337	141	41.8	1100	341	31.0
RDD	BASILDON AND THURROCK UNIVERSITY HOSPITALS NHS FOUNDATION TRUST	4443	1114	25.1	477	163	34.2	1538	450	29.3	493	122	24.7	1935	379	19.6
RDE	COLCHESTER HOSPITAL UNIVERSITY NHS FOUNDATION TRUST	2773	1113	40.1	452	148	32.7	1200	367	30.6	400	110	27.5	721	488	67.7

Org Code	Org Name	All Frontline HCWs			All Doctors (including GPs)			All Qualified Nurses (including GP Practice)			All other professionally qualified clinical staff			Support to Clinical Staff		
		No. involved with Direct Patient Care	Doses given		No. involved with Direct Patient Care	Doses given		No. involved with Direct Patient Care	Doses given		No. involved with Direct Patient Care	Doses given		No. involved with Direct Patient Care	Doses given	
			No.	%		No.	%		No.	%		No.	%		No.	%
RGM	PAPWORTH HOSPITAL NHS FOUNDATION TRUST	1488	733	49.3	169	79	46.7	547	267	48.8	220	160	72.7	552	227	41.1
RGN	PETERBOROUGH & STAMFORD HOSPITALS FOUNDATION TRUST	3596	931	25.9	398	83	20.9	1090	223	20.5	544	121	22.2	1564	504	32.2
RGP	JAMES PAGET UNIVERSITY HOSPITALS FOUNDATION TRUST	2001	727	36.3	348	118	33.9	878	280	31.9	280	88	31.4	495	241	48.7
RGQ	IPSWICH HOSPITAL NHS TRUST	3217	704	21.9	415	89	21.4	1266	206	16.3	279	188	67.4	1257	221	17.6
RGR	WEST SUFFOLK HOSPITALS TRUST	2858	1280	44.8	304	167	54.9	852	345	40.5	354	197	55.6	1348	571	42.4
RGT	CAMBRIDGE UNIVERSITY HOSPITALS FOUNDATION TRUST	5627	1670	29.7	1064	325	30.5	2713	715	26.4	621	325	52.3	1229	305	24.8
RM1	NORFOLK & NORWICH UNIVERSITY HOSPITALS NHS FOUNDATION TRUST	5950	2453	41.2	874	261	29.9	2132	568	26.6	392	392	100.0	2552	1232	48.3
RMY	NORFOLK AND WAVENEY MENTAL HEALTH NHS FOUNDATION TRUST	1911	207	10.8	141	28	19.9	944	89	9.4	249	40	16.1	577	50	8.7
RQ8	MID ESSEX HOSPITAL SERVICES NHS TRUST	2916	680	23.3	516	76	14.7	1223	146	11.9	491	159	32.4	686	299	43.6
RQQ	HINCHINGBROOKE HEALTH CARE NHS TRUST	1144	79	6.9	193	14	7.3	555	39	7.0	140	3	2.1	256	23	9.0
RQW	THE PRINCESS ALEXANDRA HOSPITAL NHS TRUST	2043	641	31.4	410	91	22.2	813	297	36.5	322	126	39.1	498	127	25.5
RRD	NORTH ESSEX PARTNERSHIP NHS FOUNDATION TRUST	1893	252	13.3	132	20	15.2	798	119	14.9	228	46	20.2	735	67	9.1
RT1	CAMBRIDGE & PETERBOROUGH FOUNDATION TRUST	1742	193	11.1	165	19	11.5	625	52	8.3	396	76	19.2	556	46	8.3
RT6	SUFFOLK MENTAL HEALTH PARTNERSHIP NHS TRUST	1187	99	8.3	101	10	9.9	985	36	3.7	101	53	52.5	0	0	
RWG	WEST HERTFORDSHIRE HOSPITALS NHS TRUST	2815	1151	40.9	543	263	48.4	1239	469	37.9	431	174	40.4	602	245	40.7

Org Code	Org Name	All Frontline HCWs			All Doctors (including GPs)			All Qualified Nurses (including GP Practice)			All other professionally qualified clinical staff			Support to Clinical Staff		
		No. involved with Direct Patient Care	Doses given		No. involved with Direct Patient Care	Doses given		No. involved with Direct Patient Care	Doses given		No. involved with Direct Patient Care	Doses given		No. involved with Direct Patient Care	Doses given	
			No.	%		No.	%		No.	%		No.	%		No.	%
RWH	EAST AND NORTH HERTFORDSHIRE NHS TRUST	4293	1194	27.8	740	175	23.6	1808	439	24.3	624	125	20.0	1121	455	40.6
RWN	SOUTH ESSEX PARTNERSHIP UNIVERSITY FOUNDATION TRUST	3351	491	14.7	188	48	25.5	981	183	18.7	735	73	9.9	1447	187	12.9
RWR	HERTFORDSHIRE PARTNERSHIP NHS FOUNDATION TRUST	3259	345	10.6	0	0		1007	222	22.0	1557	0	0.0	695	123	17.7
RYC	EAST OF ENGLAND AMBULANCE SERVICE NHS TRUST	3472	721	20.8	0	0		0	0		3098	628	20.3	374	93	24.9
RYV	CAMBRIDGESHIRE COMMUNITY SERVICES NHS TRUST	1646	224	13.6	77	14	18.2	690	45	6.5	372	101	27.2	507	64	12.6
	London SHA	156592	48284	30.8	27970	9229	33.0	59562	15588	26.2	30511	9160	30.0	38549	14307	37.1
5A4	HAVERING PCT	1666	508	30.5	135	92	68.1	93	44	47.3	1188	256	21.5	250	116	46.4
5A5	KINGSTON PCT	943	191	20.3	150	16	10.7	293	67	22.9	81	9	11.1	419	99	23.6
5A7	BROMLEY PCT	1181	617	52.2	247	124	50.2	504	130	25.8	174	131	75.3	256	232	90.6
5A8	GREENWICH TEACHING PCT	349	67	19.2	0	0		349	67	19.2	0	0		0	0	
5A9	BARNET PCT	1383	746	53.9	280	170	60.7	431	266	61.7	178	32	18.0	494	278	56.3
5AT	HILLINGDON PCT	1060	287	27.1	205	73	35.6	410	57	13.9	122	26	21.3	323	131	40.6
5C1	ENFIELD PCT	736	186	25.3	188	18	9.6	312	72	23.1	127	33	26.0	109	63	57.8
5C2	BARKING AND DAGENHAM PCT	501	196	39.1	138	58	42.0	74	30	40.5	0	0		289	108	37.4
5C3	CITY & HACKNEY TEACHING PCT	1415	315	22.3	247	94	38.1	387	53	13.7	301	32	10.6	480	136	28.3
5C4	TOWER HAMLETS PCT	1823	656	36.0	275	126	45.8	418	143	34.2	409	123	30.1	721	264	36.6
5C5	NEWHAM PCT	1771	483	27.3	297	93	31.3	665	122	18.3	126	57	45.2	683	211	30.9
5C9	HARINGEY TEACHING PCT	1055	238	22.6	309	18	5.8	327	41	12.5	189	48	25.4	230	131	57
5H1	HAMMERSMITH AND FULHAM PCT	345	96	27.8	3	2	66.7	191	48	25.1	96	15	15.6	55	31	56.4
5HX	EALING PCT	1460	509	34.9	378	98	25.9	335	126	37.6	120	54	45.0	627	231	36.8
5HY	HOUNSLOW PCT	746	121	16.2	185	12	6.5	108	39	36.1	21	21	100.0	432	49	11.3
5K5	BRENT TEACHING PCT	1282	108	8.4	274	9	3.3	324	27	8.3	142	27	19.0	542	45	8.3
5K6	HARROW PCT	1018	260	25.5	60	40	66.7	262	83	31.7	97	12	12.4	599	125	20.9

Org Code	Org Name	All Frontline HCWs			All Doctors (including GPs)			All Qualified Nurses (including GP Practice)			All other professionally qualified clinical staff			Support to Clinical Staff		
		No. involved with Direct Patient Care	Doses given		No. involved with Direct Patient Care	Doses given		No. involved with Direct Patient Care	Doses given		No. involved with Direct Patient Care	Doses given		No. involved with Direct Patient Care	Doses given	
			No.	%		No.	%		No.	%		No.	%		No.	%
5K7	CAMDEN PCT	1404	621	44.2	300	150	50.0	350	173	49.4	130	70	53.8	624	228	36.5
5K8	ISLINGTON PCT	1302	674	51.8	242	155	64.0	358	190	53.1	286	110	38.5	416	219	52.6
5K9	CROYDON PCT	990	256	25.9	220	68	30.9	154	48	31.2	0	0		616	140	22.7
5LA	KENSINGTON AND CHELSEA PCT	913	310	34.0	129	48	37.2	233	74	31.8	303	32	10.6	248	156	62.9
5LC	WESTMINSTER PCT	1243	468	37.7	206	92	44.7	344	101	29.4	248	62	25.0	445	213	47.9
5LD	LAMBETH PCT	1132	130	11.5	322	29	9.0	145	12	8.3	127	11	8.7	538	78	14.5
5LE	SOUTHWARK PCT	705	137	19.4	240	55	22.9	335	62	18.5	130	20	15.4	0	0	
5LF	LEWISHAM PCT	561	64	11.4	192	15	7.8	87	7	8.0	0	0		282	42	14.9
5LG	WANDSWORTH PCT	812	304	37.4	266	108	40.6	105	40	38.1	0	0		441	156	35.4
5M6	RICHMOND AND TWICKENHAM PCT	946	59	6.2	10	3	30.0	379	20	5.3	278	8	2.9	279	28	10.0
5M7	SUTTON AND MERTON PCT	1443	354	24.5	176	61	34.7	518	71	13.7	289	48	16.6	460	174	37.8
5NA	REDBRIDGE PCT	704	297	42.2	113	48	42.5	58	27	46.6	250	120	48.0	283	102	36.0
5NC	WALTHAM FOREST PCT	2486	788	31.7	603	224	37.1	1346	298	22.1	309	152	49.2	228	114	50
RAL	ROYAL FREE HAMPSTEAD NHS TRUST	4461	1043	23.4	945	206	21.8	1658	399	24.1	932	306	32.8	926	132	14.3
RAN	ROYAL NATIONAL ORTHOPAEDIC HOSPITAL NHS TRUST	740	240	32.4	138	30	21.7	314	57	18.2	138	45	32.6	150	108	72.0
RAP	NORTH MIDDLESEX UNIVERSITY HOSPITAL NHS TRUST	2166	430	19.9	364	102	28.0	658	143	21.7	541	139	25.7	603	46	7.6
RAS	THE HILLINGDON HOSPITAL NHS TRUST	1989	1272	64.0	360	194	53.9	814	447	54.9	295	163	55.3	520	468	90.0
RAT	NORTH EAST LONDON NHS FOUNDATION TRUST	800	151	18.9	0	0		0	0		0	0		800	151	18.9
RAX	KINGSTON HOSPITAL NHS TRUST	2456	1044	42.5	415	182	43.9	864	352	40.7	384	117	30.5	793	393	49.6
RC3	EALING HOSPITAL NHS TRUST	1436	348	24.2	362	106	29.3	594	103	17.3	117	47	40.2	363	92	25.3
RF4	BARKING, HAVERING AND REDBRIDGE UNIVERSITY HOSPITALS NHS TRUST	3646	1574	43.2	807	190	23.5	1848	792	42.9	0	0		991	592	59.7
RFW	WEST MIDDLESEX UNIVERSITY HOSPITAL NHS TRUST	2237	375	16.8	405	88	21.7	860	116	13.5	199	57	28.6	773	114	14.7

Org Code	Org Name	All Frontline HCWs			All Doctors (including GPs)			All Qualified Nurses (including GP Practice)			All other professionally qualified clinical staff			Support to Clinical Staff		
		No. involved with Direct Patient Care	Doses given		No. involved with Direct Patient Care	Doses given		No. involved with Direct Patient Care	Doses given		No. involved with Direct Patient Care	Doses given		No. involved with Direct Patient Care	Doses given	
			No.	%		No.	%		No.	%		No.	%		No.	%
RGC	WHIPPS CROSS UNIVERSITY HOSPITAL NHS TRUST	3112	796	25.6	465	144	31.0	1266	250	19.7	326	152	46.6	1055	250	23.7
RJ1	GUY'S AND ST THOMAS' NHS FOUNDATION TRUST	7163	3871	54.0	1524	760	49.9	3665	1529	41.7	1058	780	73.7	916	802	87.6
RJ2	THE LEWISHAM HEALTHCARE NHS TRUST	2614	554	21.2	382	62	16.2	1134	183	16.1	570	132	23.2	528	177	33.5
RJ6	MAYDAY HEALTHCARE NHS TRUST	2278	774	34.0	455	193	42.4	1012	285	28.2	376	148	39.4	435	148	34.0
RJ7	ST GEORGE'S HEALTHCARE NHS TRUST	7853	2266	28.9	1059	411	38.8	2586	871	33.7	2443	322	13.2	1765	662	37.5
RJZ	KING'S COLLEGE HOSPITAL NHS FOUNDATION TRUST	4597	1735	37.7	1255	391	31.2	2223	570	25.6	523	307	58.7	596	467	78.4
RKE	THE WHITTINGTON HOSPITAL NHS TRUST	1959	790	40.3	387	161	41.6	812	242	29.8	271	104	38.4	489	283	57.9
RKL	WEST LONDON MENTAL HEALTH NHS TRUST	2812	526	18.7	245	39	15.9	1295	140	10.8	557	67	12.0	715	280	39.2
RNH	NEWHAM UNIVERSITY HOSPITAL NHS TRUST	1919	834	43.5	353	208	58.9	789	303	38.4	191	121	63.4	586	202	34.5
RNJ	BARTS AND THE LONDON NHS TRUST	5893	1345	22.8	1127	284	25.2	2263	514	22.7	1593	283	17.8	910	264	29.0
RNK	TAVISTOCK AND PORTMAN NHS FOUNDATION TRUST	307	42	13.7	48	14	29.2	10	1	10.0	249	27	10.8	0	0	
RP4	GREAT ORMOND ST HOSPITAL FOR CHILDREN NHS TRUST	3363	1177	35.0	544	228	41.9	1210	364	30.1	628	217	34.6	981	368	37.5
RP6	MOORFIELDS EYE HOSPITAL NHS FOUNDATION TRUST	857	271	31.6	244	44	18.0	311	71	22.8	128	77	60.2	174	79	45.4
RPG	OXLEAS NHS FOUNDATION TRUST	2079	205	9.9	157	34	21.7	891	86	9.7	484	17	3.5	547	68	12.4
RPY	THE ROYAL MARSDEN NHS FOUNDATION TRUST	2077	959	46.2	346	159	46.0	821	345	42.0	204	165	80.9	706	290	41.1
RQM	CHELSEA & WESTMINSTER HOSPITAL NHS FOUNDATION TRUST	2322	1078	46.4	592	277	46.8	1091	470	43.1	373	212	56.8	266	119	44.7

Org Code	Org Name	All Frontline HCWs			All Doctors (including GPs)			All Qualified Nurses (including GP Practice)			All other professionally qualified clinical staff			Support to Clinical Staff		
		No. involved with Direct Patient Care	Doses given		No. involved with Direct Patient Care	Doses given		No. involved with Direct Patient Care	Doses given		No. involved with Direct Patient Care	Doses given		No. involved with Direct Patient Care	Doses given	
			No.	%		No.	%		No.	%		No.	%		No.	%
RQX	HOMERTON UNIVERSITY HOSPITAL NHS FOUNDATION TRUST	2047	1195	58.4	404	322	79.7	758	337	44.5	241	207	85.9	644	329	51.1
RQY	SOUTH WEST LONDON & ST GEORGE'S MENTAL HEALTH TRUST	1497	489	32.7	249	77	30.9	742	395	53.2	506	17	3.4	0	0	
RRP	BARNET, ENFIELD AND HARINGEY MENTAL HEALTH NHS TRUST	1814	249	13.7	243	21	8.6	669	55	8.2	329	96	29.2	573	77	13.4
RRU	LONDON AMBULANCE SERVICE NHS TRUST	3600	1448	40.2	0	0		0	0		3600	1448	40.2	0	0	
RRV	UNIVERSITY COLLEGE LONDON HOSPITALS FOUNDATION TRUST	6470	2270	35.1	1047	509	48.6	3013	718	23.8	1085	378	34.8	1325	665	50.2
RT3	ROYAL BROMPTON & HAREFIELD NHS FOUNDATION TRUST	2203	877	39.8	431	175	40.6	1284	487	37.9	297	154	51.9	191	61	31.9
RV3	CENTRAL AND NORTH WEST LONDON NHS FOUNDATION TRUST	2650	475	17.9	400	49	12.3	1150	153	13.3	790	134	17.0	310	139	44.8
RV5	SOUTH LONDON AND MAUDSLEY NHS FOUNDATION TRUST	4484	693	15.5	439	63	14.4	1596	209	13.1	912	163	17.9	1537	258	16.8
RV8	N. W. LONDON HOSPITALS TRUST	4124	1201	29.1	781	218	27.9	1511	371	24.6	740	248	33.5	1092	364	33.3
RVL	BARNET AND CHASE FARM HOSPITALS NHS TRUST	3294	932	28.3	660	220	33.3	1450	355	24.5	518	202	39.0	666	155	23.3
RVR	EPSOM & ST HELIER UNIVERSITY HOSPITALS NHS TRUST	3663	652	17.8	623	113	18.1	1465	182	12.4	420	70	16.7	1155	287	24.8
RWK	EAST LONDON NHS FOUNDATION TRUST	1982	376	19.0	285	63	22.1	886	75	8.5	402	144	35.8	409	94	23.0
RYJ	IMPERIAL COLLEGE HEALTHCARE NHS TRUST	7518	2216	29.5	1850	524	28.3	3360	623	18.5	1389	172	12.4	919	897	97.6
RYQ	SOUTH LONDON HEALTHCARE TRUST	4672	939	20.1	933	187	20.0	2077	274	13.2	627	139	22.2	1035	339	32.8
TAF	CAMDEN & ISLINGTON MENTAL HEALTH AND SOCIAL CARE TRUST	1642	353	21.5	149	36	24.2	655	151	23.1	344	71	20.6	494	95	19.2
TAK	BEXLEY CARE TRUST	421	173	41.1	107	46	43.0	62	32	51.6	10	3	30.0	242	92	38

Org Code	Org Name	All Frontline HCWs			All Doctors (including GPs)			All Qualified Nurses (including GP Practice)			All other professionally qualified clinical staff			Support to Clinical Staff		
		No. involved with Direct Patient Care	Doses given		No. involved with Direct Patient Care	Doses given		No. involved with Direct Patient Care	Doses given		No. involved with Direct Patient Care	Doses given		No. involved with Direct Patient Care	Doses given	
			No.	%		No.	%		No.	%		No.	%		No.	%
	South East Coast SHA	82588	23313	28.2	10538	3102	29.4	28701	6867	23.9	14048	4054	28.9	29301	9290	31.7
5L3	MEDWAY PCT	1841	460	25.0	183	63	34.4	519	125	24.1	267	87	32.6	872	185	21.2
5LQ	BRIGHTON AND HOVE CITY PCT	893	424	47.5	179	118	65.9	130	67	51.5	0	0		584	239	40.9
5P5	SURREY PCT	5480	1377	25.1	696	371	53.3	1952	280	14.3	722	58	8.0	2110	668	31.7
5P6	WEST SUSSEX PCT	2308	1064	46.1	563	292	51.9	420	230	54.8	0	0		1325	542	40.9
5P7	EAST SUSSEX DOWNS AND WEALD PCT	1910	680	35.6	278	37	13.3	699	183	26.2	287	62	21.6	646	398	61.6
5P8	HASTINGS AND ROTHER PCT	1117	313	28.0	138	14	10.1	396	107	27.0	189	61	32.3	394	131	33.2
5P9	WEST KENT PCT	3099	1258	40.6	495	125	25.3	880	185	21.0	238	110	46.2	1486	838	56.4
5QA	EASTERN AND COASTAL KENT PCT	4991	865	17.3	561	12	2.1	1487	243	16.3	1403	164	11.7	1540	446	29
RA2	ROYAL SURREY COUNTY NHS FOUNDATION TRUST	2720	1204	44.3	441	144	32.7	1501	470	31.3	421	250	59.4	357	340	95.2
RDR	SUSSEX COMMUNITY NHS TRUST	4368	612	14.0	228	26	11.4	1624	217	13.4	847	135	15.9	1669	234	14.0
RDU	FRIMLEY PARK HOSPITAL NHS FOUNDATION TRUST	4190	1310	31.3	481	153	31.8	1353	474	35.0	461	185	40.1	1895	498	26.3
RN7	DARTFORD & GRAVESHAM TRUST	2018	1334	66.1	260	150	57.7	763	421	55.2	286	133	46.5	709	630	88.9
RPA	MEDWAY NHS FOUNDATION TRUST	2417	920	38.1	416	130	31.3	1119	371	33.2	300	135	45.0	582	284	48.8
RPC	QUEEN VICTORIA HOSPITAL NHS FOUNDATION TRUST	704	350	49.7	135	50	37.0	234	80	34.2	76	70	92.1	259	150	57.9
RTK	ASHFORD AND ST PETER'S HOSPITALS NHS TRUST	3035	1114	36.7	468	158	33.8	1070	357	33.4	502	219	43.6	995	380	38.2
RTP	SURREY AND SUSSEX HEALTHCARE TRUST	2691	517	19.2	435	84	19.3	980	225	23.0	265	104	39.2	1011	104	10.3
RVV	EAST KENT HOSPITALS UNIVERSITY NHS FOUNDATION TRUST	5603	2207	39.4	903	311	34.4	2316	742	32.0	920	492	53.5	1464	662	45.2
RWF	MAIDSTONE AND TUNBRIDGE WELLS NHS TRUST	3909	1328	34.0	731	222	30.4	1592	423	26.6	669	276	41.3	917	407	44.4

Org Code	Org Name	All Frontline HCWs			All Doctors (including GPs)			All Qualified Nurses (including GP Practice)			All other professionally qualified clinical staff			Support to Clinical Staff		
		No. involved with Direct Patient Care	Doses given		No. involved with Direct Patient Care	Doses given		No. involved with Direct Patient Care	Doses given		No. involved with Direct Patient Care	Doses given		No. involved with Direct Patient Care	Doses given	
			No.	%		No.	%		No.	%		No.	%		No.	%
RX2	SUSSEX PARTNERSHIP NHS FOUNDATION TRUST	5474	296	5.4	341	38	11.1	2060	91	4.4	970	33	3.4	2103	134	6.4
RXC	EAST SUSSEX HOSPITALS TRUST	4274	1432	33.5	570	217	38.1	1560	492	31.5	532	220	41.4	1612	503	31.2
RXH	BRIGHTON AND SUSSEX UNIVERSITY HOSPITALS NHS TRUST	5045	616	12.2	895	108	12.1	2308	318	13.8	549	76	13.8	1293	114	8.8
RXX	SURREY AND BORDERS PARTNERSHIP NHS FOUNDATION TRUST	2707	307	11.3	195	21	10.8	756	124	16.4	596	44	7.4	1160	118	10.2
RXY	KENT AND MEDWAY NHS AND SOCIAL CARE PARTNERSHIP TRUST	3086	755	24.5	238	64	26.9	997	146	14.6	518	118	22.8	1333	427	32.0
RYD	SOUTH EAST COAST AMBULANCE SERVICE NHS TRUST	3170	837	26.4	0	0		0	0		2270	744	32.8	900	93	10.3
RYR	WESTERN SUSSEX HOSPITALS NHS TRUST	5538	1733	31.3	708	194	27.4	1985	496	25.0	760	278	36.6	2085	765	36.7
	South Central SHA	71324	21840	30.6	9720	3368	34.7	28418	7142	25.1	12846	3818	29.7	20340	7512	36.9
5CQ	MILTON KEYNES PCT	1749	389	22.2	107	45	42.1	449	148	33.0	633	97	15.3	560	99	17.7
5FE	PORTSMOUTH CITY TEACHING PCT	1592	510	32.0	62	25	40.3	592	169	28.5	423	159	37.6	515	157	30.5
5L1	SOUTHAMPTON CITY PCT	1606	837	52.1	269	162	60.2	641	236	36.8	320	134	41.9	376	305	81.1
5QC	HAMPSHIRE PCT	2854	562	19.7	98	17	17.3	1240	215	17.3	566	144	25.4	950	186	19.6
5QD	BUCKINGHAMSHIRE PCT	1155	668	57.8	346	198	57.2	187	119	63.6	146	66	45.2	476	285	59.9
5QE	OXFORDSHIRE PCT	3343	1315	39.3	534	256	47.9	1500	353	23.5	402	159	39.6	907	547	60.3
5QF	BERKSHIRE WEST PCT	2163	960	44.4	317	181	57.1	680	291	42.8	277	107	38.6	889	381	42.9
5QG	BERKSHIRE EAST PCT	2142	575	26.8	408	105	25.7	591	176	29.8	385	48	12.5	758	246	32.5
5QT	ISLE OF WIGHT NHS PCT	2635	964	36.6	261	101	38.7	1020	342	33.5	532	149	28.0	822	372	45.3
RBF	NUFFIELD ORTHOPAEDIC CENTRE	819	380	46.4	113	59	52.2	258	126	48.8	248	116	46.8	200	79	39.5
RD7	HEATHERWOOD & WEXHAM PARK HOSPITALS FOUNDATION TRUST	3334	539	16.2	441	67	15.2	1082	112	10.4	371	93	25.1	1440	267	18.5

Org Code	Org Name	All Frontline HCWs			All Doctors (including GPs)			All Qualified Nurses (including GP Practice)			All other professionally qualified clinical staff			Support to Clinical Staff		
		No. involved with Direct Patient Care	Doses given		No. involved with Direct Patient Care	Doses given		No. involved with Direct Patient Care	Doses given		No. involved with Direct Patient Care	Doses given		No. involved with Direct Patient Care	Doses given	
			No.	%		No.	%		No.	%		No.	%		No.	%
RD8	MILTON KEYNES HOSPITAL NHS FOUNDATION TRUST	2687	518	19.3	374	55	14.7	990	179	18.1	326	103	31.6	997	181	18.2
RHM	SOUTHAMPTON UNIVERSITY HOSPITALS NHS TRUST	6916	1976	28.6	1436	300	20.9	2942	794	27.0	1046	249	23.8	1492	633	42.4
RHU	PORTSMOUTH HOSPITALS NHS TRUST	5135	2295	44.7	801	362	45.2	2236	888	39.7	739	227	30.7	1359	818	60.2
RHW	ROYAL BERKSHIRE NHS FOUNDATION TRUST	3472	837	24.1	611	154	25.2	1637	256	15.6	540	153	28.3	684	274	40.1
RHX	OXFORDSHIRE LEARNING DISABILITY NHS TRUST	1021	71	7.0	27	4	14.8	137	9	6.6	89	8	9.0	768	50	6.5
RN1	WINCHESTER AND EASTLEIGH HEALTHCARE NHS TRUST	2080	756	36.3	343	161	46.9	805	349	43.4	558	225	40.3	374	21	5.6
RN5	BASINGSTOKE AND NORTH HAMPSHIRE NHS FOUNDATION TRUST	2103	1287	61.2	366	170	46.4	849	382	45.0	329	176	53.5	559	559	100.0
RNU	OXFORDSHIRE AND BUCKINGHAMSHIRE MENTAL HEALTH NHS FOUNDATION TRUST	2530	470	18.6	186	52	28.0	698	88	12.6	757	75	9.9	889	255	28.7
RTH	OXFORD RADCLIFFE HOSPITALS NHS TRUST	7898	2483	31.4	1620	568	35.1	3532	884	25.0	1329	553	41.6	1417	478	33.7
RW1	HAMPSHIRE PARTNERSHIP NHS FOUNDATION TRUST	3877	1355	34.9	233	88	37.8	1083	304	28.1	671	203	30.3	1890	760	40.2
RWX	BERKSHIRE HEALTHCARE NHS FOUNDATION TRUST	1103	193	17.5	116	36	31.0	444	63	14.2	257	26	10.1	286	68	23.8
RXQ	BUCKINGHAMSHIRE HOSPITALS NHS TRUST	6629	1574	23.7	651	202	31.0	4811	654	13.6	687	324	47.2	480	394	82.1
RYE	SOUTH CENTRAL AMBULANCE SERVICE NHS TRUST	2481	326	13.1	0	0		14	5	35.7	1215	224	18.4	1252	97	7.7

Org Code	Org Name	All Frontline HCWs			All Doctors (including GPs)			All Qualified Nurses (including GP Practice)			All other professionally qualified clinical staff			Support to Clinical Staff		
		No. involved with Direct Patient Care	Doses given		No. involved with Direct Patient Care	Doses given		No. involved with Direct Patient Care	Doses given		No. involved with Direct Patient Care	Doses given		No. involved with Direct Patient Care	Doses given	
			No.	%		No.	%		No.	%		No.	%		No.	%
	South West SHA	114446	31233	27.3	15448	5101	33.0	40152	10305	25.7	19311	5265	27.3	39535	10562	26.7
5A3	SOUTH GLOUCESTERSHIRE PCT	1640	499	30.4	327	96	29.4	562	81	14.4	339	74	21.8	412	248	60.2
5F1	PLYMOUTH TEACHING PCT	2256	471	20.9	204	88	43.1	853	121	14.2	325	32	9.8	874	230	26.3
5FL	BATH & N.E. SOMERSET PCT	1716	677	39.5	170	114	67.1	515	211	41.0	140	96	68.6	891	256	28.7
5K3	SWINDON PCT	1265	421	33.3	170	73	42.9	374	112	29.9	124	60	48.4	597	176	29.5
5M8	NORTH SOMERSET PCT	1333	330	24.8	167	71	42.5	166	91	54.8	472	20	4.2	528	148	28
5QH	GLOUCESTERSHIRE PCT	5125	568	11.1	761	125	16.4	1531	156	10.2	508	73	14.4	2325	214	9.2
5QJ	BRISTOL PCT	2726	749	27.5	642	211	32.9	771	231	30.0	153	2	1.3	1160	305	26.3
5QK	WILTSHIRE PCT	2622	854	32.6	400	234	58.5	1178	328	27.8	283	67	23.7	761	225	29.6
5QL	SOMERSET PCT	3656	1193	32.6	456	97	21.3	1120	331	29.6	358	175	48.9	1722	590	34.3
5QM	DORSET PCT	3086	852	27.6	397	97	24.4	1126	259	23.0	289	60	20.8	1274	436	34.2
5QN	BOURNEMOUTH & POOLE PCT	2814	372	13.2	157	38	24.2	473	57	12.1	541	46	8.5	1643	231	14.1
5QP	CORNWALL & ISLES OF SCILLY PCT	3120	1091	35.0	430	225	52.3	1190	267	22.4	350	102	29.1	1150	497	43.2
5QQ	DEVON PCT	5302	882	16.6	653	128	19.6	1733	217	12.5	1252	118	9.4	1664	419	25.2
RA3	WESTON AREA HEALTH NHS TRUST	1702	224	13.2	218	43	19.7	595	69	11.6	199	52	26.1	690	60	8.7
RA4	YEOVIL DISTRICT HOSPITAL NHS FOUNDATION TRUST	1935	493	25.5	272	87	32.0	657	157	23.9	174	86	49.4	832	163	19.6
RA7	UNIVERSITY HOSPITALS BRISTOL NHS FOUNDATION TRUST	5540	2332	42.1	997	457	45.8	2267	1067	47.1	940	278	29.6	1336	530	39.7
RA9	SOUTH DEVON HEALTHCARE NHS FOUNDATION TRUST	3438	813	23.6	399	175	43.9	1156	295	25.5	763	165	21.6	1120	178	15.9
RBA	TAUNTON AND SOMERSET NHS FOUNDATION TRUST	3015	859	28.5	466	146	31.3	1197	320	26.7	453	161	35.5	899	232	25.8
RBB	ROYAL NATIONAL HOSPITAL FOR RHEUMATIC DISEASES NHS FOUNDATION TRUST	277	64	23.1	21	5	23.8	56	11	19.6	69	27	39.1	131	21	16.0
RBD	DORSET COUNTY HOSPITAL NHS FOUNDATION TRUST	2529	736	29.1	357	100	28.0	861	209	24.3	325	130	40.0	986	297	30.1

Org Code	Org Name	All Frontline HCWs			All Doctors (including GPs)			All Qualified Nurses (including GP Practice)			All other professionally qualified clinical staff			Support to Clinical Staff		
		No. involved with Direct Patient Care	Doses given		No. involved with Direct Patient Care	Doses given		No. involved with Direct Patient Care	Doses given		No. involved with Direct Patient Care	Doses given		No. involved with Direct Patient Care	Doses given	
			No.	%		No.	%		No.	%		No.	%		No.	%
RBZ	N. DEVON HEALTHCARE NHS TRUST	1813	489	27.0	234	80	34.2	791	204	25.8	181	55	30.4	607	150	24.7
RD1	ROYAL UTD HOSPITAL BATH TRUST	2830	1062	37.5	474	198	41.8	1229	413	33.6	329	187	56.8	798	264	33.1
RD3	POOLE HOSPITAL FOUNDATION TRUST	3023	1072	35.5	433	128	29.6	1059	235	22.2	576	175	30.4	955	534	55.9
RDY	DORSET HEALTHCARE UNIVERSITY NHS FOUNDATION TRUST	1316	473	35.9	96	36	37.5	481	113	23.5	0	0		739	324	43.8
RDZ	THE ROYAL BOURNEMOUTH AND CHRISTCHURCH HOSPITALS NHS FOUNDATION TRUST	3947	1224	31.0	577	197	34.1	1769	542	30.6	440	289	65.7	1161	196	16.9
REF	ROYAL CORNWALL HOSPITAL TRUST	4301	1168	27.2	617	299	48.5	1478	449	30.4	592	232	39.2	1614	188	11.6
RH5	SOMERSET PARTNERSHIP NHS FOUNDATION TRUST	1178	146	12.4	75	8	10.7	528	42	8.0	268	40	14.9	307	56	18.2
RH8	ROYAL DEVON AND EXETER NHS FOUNDATION TRUST	5138	1322	25.7	750	254	33.9	1770	455	25.7	694	259	37.3	1924	354	18.4
RJ8	CORNWALL PARTNERSHIP NHS FOUNDATION TRUST	912	175	19.2	63	16	25.4	406	52	12.8	119	16	13.4	324	91	28.1
RK9	PLYMOUTH HOSPITALS NHS TRUST	4579	895	19.5	1163	148	12.7	1777	264	14.9	406	143	35.2	1233	340	27.6
RN3	GREAT WESTERN HOSPITALS NHS FOUNDATION TRUST	2987	1047	35.1	459	190	41.4	1329	378	28.4	215	130	60.5	984	349	35.5
RNZ	SALISBURY FOUNDATION TRUST	2542	900	35.4	390	159	40.8	1021	464	45.4	228	163	71.5	903	114	12.6
RTE	GLOUCESTERSHIRE HOSPITALS NHS FOUNDATION TRUST	5145	1898	36.9	916	320	34.9	2415	732	30.3	1003	379	37.8	811	467	57.6
RTQ	2GETHER NHS FOUNDATION TRUST	1312	358	27.3	96	27	28.1	582	151	25.9	73	73	100.0	561	107	19.1
RVJ	NORTH BRISTOL NHS TRUST	8850	2020	22.8	980	286	29.2	3100	689	22.2	1830	336	18.4	2940	709	24.1
RVN	AVON AND WILTSHIRE MENTAL HEALTH PARTNERSHIP NHS TRUST	3000	1054	35.1	273	83	30.4	1164	304	26.1	1016	211	20.8	547	456	83.4
RWV	DEVON PARTNERSHIP NHS TRUST	1624	574	35.3	120	45	37.5	640	182	28.4	350	223	63.7	514	124	24.1
RX5	GREAT WESTERN AMBULANCE SERVICE NHS TRUST	1108	177	16.0	5	0	0.0	0	0		627	100	15.9	476	77	16.2
RYF	S.W. AMBULANCE SERVICE TRUST	2796	505	18.1	1	1	100.0	0	0		2083	407	19.5	712	97	13.6
TAL	TORBAY CARE TRUST	948	194	20.5	62	16	25.8	232	46	19.8	224	23	10.3	430	109	25.3

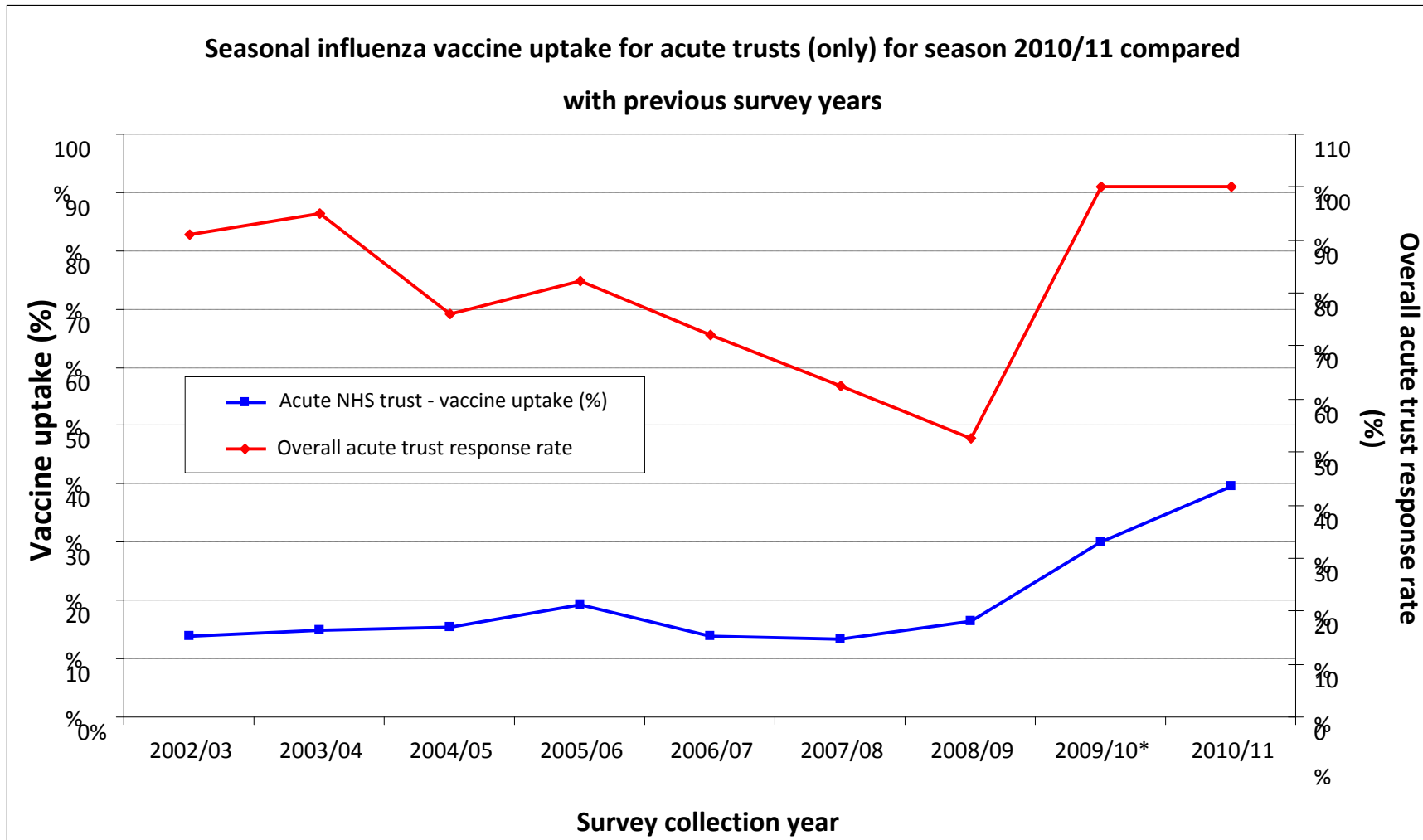
Table 4 Seasonal influenza vaccine uptake for acute trusts (only) for season 2010/11 compared to previous survey years

Survey collection year	2010/11	2009/10*	2008/09	2007/08	2006/07	2005/06	2004/05	2003/04	2002/03
Overall trust response rate (%)	100	100	52.6	62.5	72.2	82.4	76.0	94.9	91.1
Number of acute trusts returning data	155/388	150/389	90/171	105/168	122/169	140/170	127/167	166/175	164/180
Acute NHS trust – vaccine uptake (%)	39.5	30.2	16.5	13.4	14.0	19.4	15.4	14.8	14.0

* Pandemic year in which the HCWs vaccine uptake survey was expanded to include other Trusts such as Ambulance, Mental Health and Primary Care Trusts

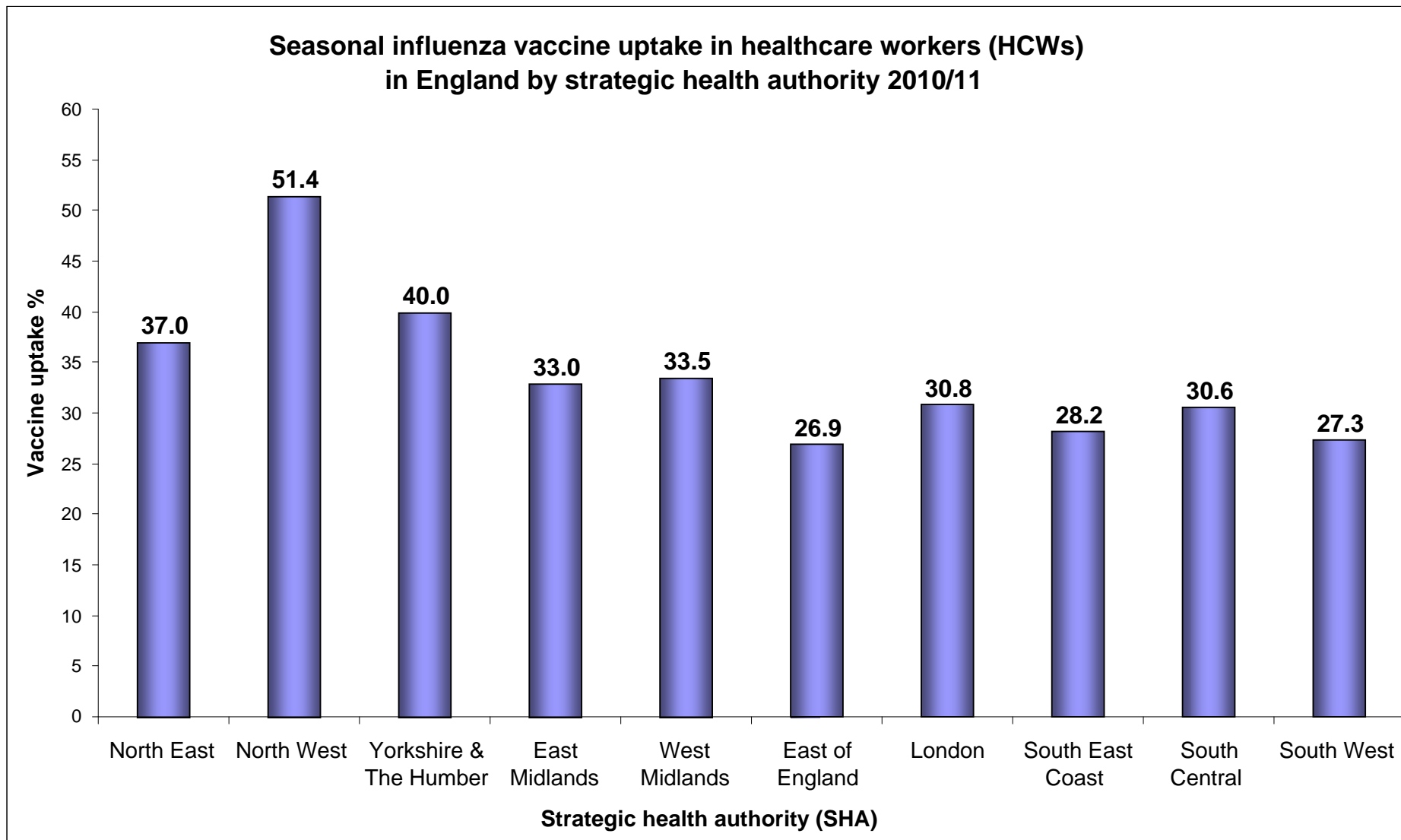
Appendix F Seasonal influenza vaccine uptake 2010/2011 graphs 1, 2, 3 & 4

Graph 1

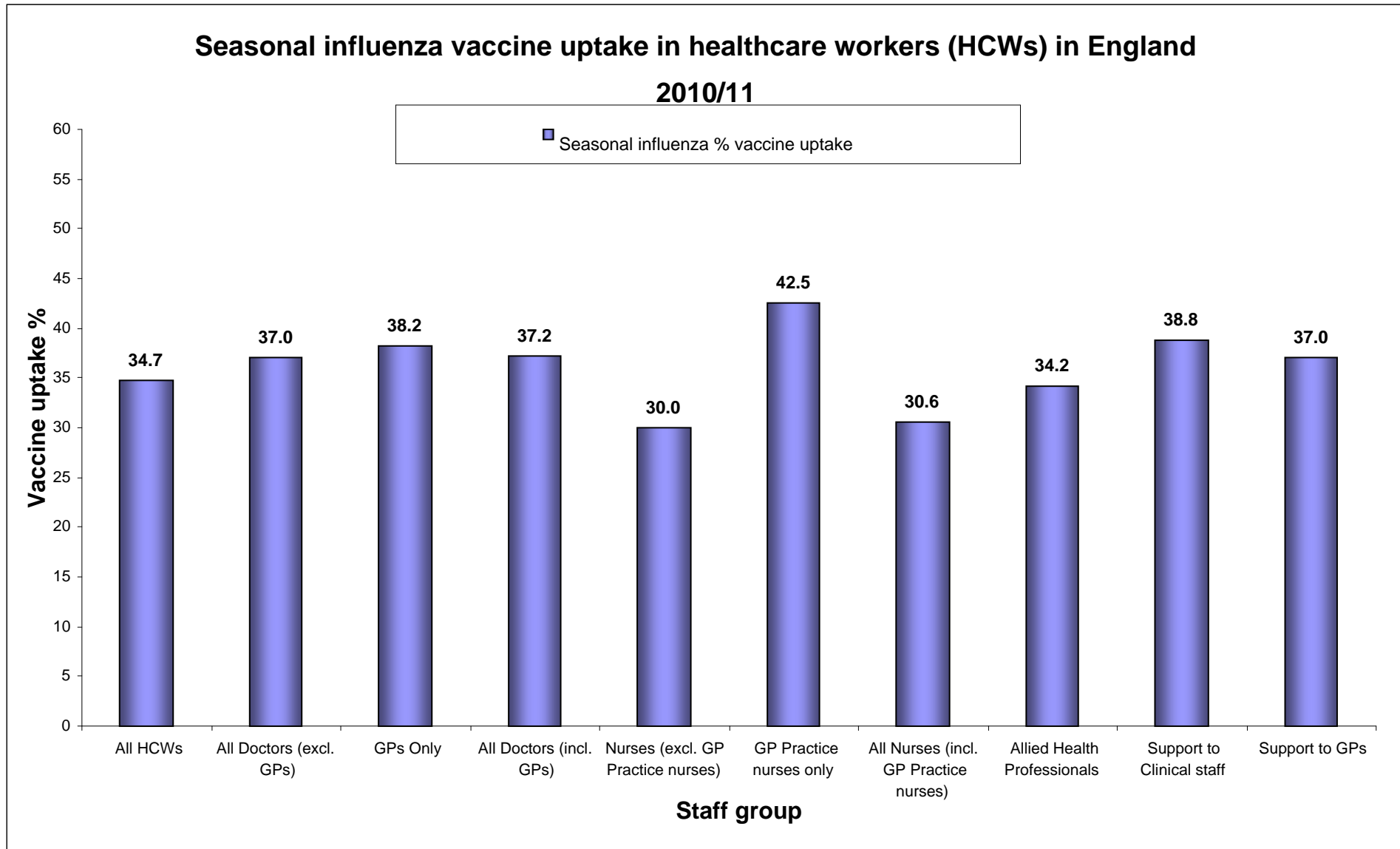


* Pandemic year in which the HCWs vaccine uptake survey was expanded to include other trusts such as ambulance, mental health and primary care trusts

Graph 2



Graph 3



Graph 4

