

Follow these steps to give the medicine.

- Ensure that your child is upright before you give them the medicine.
- Aim the oral syringe towards the inside of your child's cheek.
- Push the plunger in slowly, giving your child time to swallow; **rapid squirting of the medicine may cause choking.**
- Rinse and wash the syringe immediately after use, using fresh, warm, soapy water, and drawing the plunger in and out several times in the water. Then rinse with clean water.
- Wash your hands.

What if a dose is forgotten?

Give it as soon as you remember. Do not give more than 2 doses in 24 hours. Try to keep a note of the doses you give.

What if I give too much?

Contact your child's doctor, nurse or pharmacist for advice.

When should I stop giving this medicine?

Do not stop giving your child this medicine without consulting your child's doctor, nurse or pharmacist. The normal treatment course is 10 doses over 5 days.

Tell your child's doctor or nurse, if your child's symptoms do not improve or the fever continues for more than 3 days.

WILL THIS MEDICINE CAUSE ANY SIDE EFFECTS?

Like most medicines oseltamivir can have side effects.

If your child develops a skin rash after taking this medicine, which could be a sign of an allergic reaction, contact your child's doctor, nurse or pharmacist immediately, before giving the next dose.

Side effects	What should I do if it happens?
Common	
Feeling or being sick (nausea, vomiting, stomach ache).	This effect usually decreases with time. Giving each dose with or immediately after feeds may help. If your child continues to be sick phone your child's doctor for advice.
Uncommon	
Skin rash that appears up to 14 days after starting medicine (allergy).	Contact your child's doctor, nurse or pharmacist before giving the next dose.
Rare	
Diarrhoea • ear inflammation • liver function disorders • lung inflammation – worsening of asthma • headache • nosebleeds • swelling of lymph nodes • conjunctivitis	

If any side effects continue or become a problem, contact your child's doctor, nurse or pharmacist.

HOW SHOULD THIS MEDICINE BE STORED?

Once the bottle has been opened, this medicine should be stored in a fridge and out of the sight and reach of children. If any medicine is left after 10 days it should be returned to a pharmacy for safe disposal. Unopened bottles have their expiry date printed on the labels. Do not give this medicine after the expiry date printed on the label.

If you have any further questions, please contact your child's doctor, nurse or pharmacist.

OSELTAMIVIR

15mg in 1ml oral solution

Information for parents/carers of children under 1 year old

The information in this leaflet is intended to give guidance for parents/carers whose children have been issued oseltamivir oral solution 15mg in 1ml, which has been specially made for children under 1 year old to treat seasonal flu. (The active ingredient in this solution is the same as Tamiflu.)

WHAT IS OSELTAMIVIR USED FOR?

Oseltamivir is an antiviral medicine that is being used in the current seasonal flu outbreak to treat the symptoms of seasonal flu. This medicine comes in a liquid containing 15mg in 1ml of oseltamivir. The medicine also contains the preservative sodium benzoate and water. **Once opened the medicine must be stored in the fridge.**

THINGS YOU NEED TO KNOW BEFORE YOU GIVE OSELTAMIVIR

If your child is known to be allergic to oseltamivir or sodium benzoate, do not give the medicine. Discuss with your child's doctor, nurse or pharmacist.

Can oseltamivir be given at the same time as other medicines?

It is safe to give your child ibuprofen or paracetamol with this medicine, unless you have been advised by your doctor or pharmacist that your child should not take ibuprofen. Aspirin should not be given to children under the age of 16.

You should check with your pharmacist before purchasing other over-the-counter medicines or herbal or homeopathic remedies.

Oseltamivir is unlikely to cause problems with prescribed medicines, but always check with your child's doctor, nurse or pharmacist.

WHEN AND HOW TO GIVE OSELTAMIVIR

Give your child the first dose of this medicine as soon as possible after it is handed to you. Give the second dose immediately before bedtime (if the first dose is within 3 hours of bedtime wait until the next morning to give the second dose). Continue giving doses twice a day (morning and evening) for 5 days (10 doses). **Do not exceed the recommended dose.**

How much should be given?

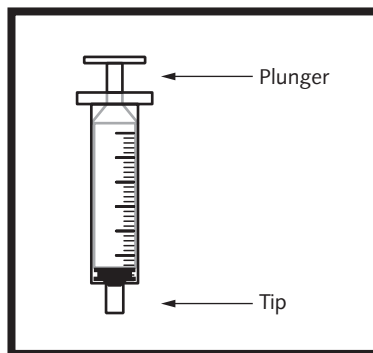
For children under 1 year old, the dose depends on their weight: the amount you need to give to your child will be indicated on the label on the bottle. You will be given a bottle with a bung inserted and an oral syringe to measure the correct amount.

How should this medicine be drawn up?

1. Wash your hands.
2. With the cap firmly on the bottle, shake the closed bottle of oseltamivir oral solution well.
3. Take the syringe (see Figure 1) and pull the plunger back so that the top of the black ring is on the volume for the dose to be given, which is indicated on the label.

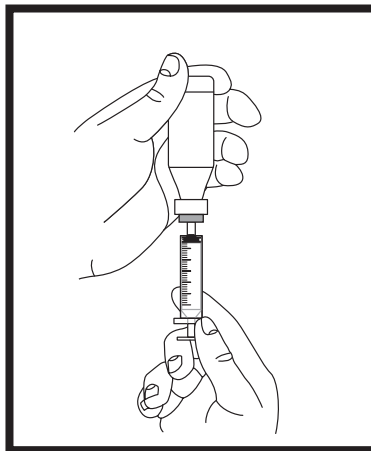
4. Remove the cap and if the rubber bung has not already been inserted, push the bung fully into the neck of the bottle. The bung can be left in the bottle all the time. Replace the cap after each use.

Figure 1: Oral syringe



5. Insert the tip of the syringe into the hole in the centre of the bottle's rubber bung.
6. Turn the entire unit (bottle and syringe) upside down (see Figure 2).

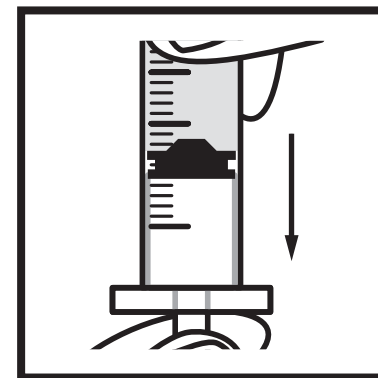
Figure 2



7. Slowly push the plunger into the syringe (pushing air into the bottle).

8. Slowly pull the plunger back to the volume required for the dose needed (see Figure 3).

Figure 3



9. Turn the entire unit (bottle and syringe) upright and remove the syringe from the bottle.
10. Wipe the rubber bung clean with a clean damp paper towel, replace the bottle cap and return the bottle to the fridge.

Please note: in some cases, the bottle of oral solution may not come with a rubber bung. If this is the case:

1. Remove the cap from the bottle.
2. Place the bottle on a flat surface.
3. Use the syringe to draw up the volume required for the dose.
4. Firmly replace the cap on the bottle.

How should this medicine be given?

Oseltamivir has a very bitter taste so the dose should be mixed with a small amount of strong sugary liquid, eg blackcurrant squash or chocolate syrup. Use the syringe to draw up the mixture, which should all be given immediately after mixing to make sure that the child has the full dose of medicine. Use the oral syringe to give the medicine, as instructed over the page. It is best given after feeds to reduce the chance of any side effects.