

First Release

DWP WORK PROGRAMME STATISTICAL RELEASE

This statistical release contains statistics produced by the Department for Work and Pensions (DWP) on validated¹ Work Programme job outcomes and sustainment payments which are being released for the first time on 27th November 2012. Statistics on referrals and attachments to the Work Programme covering the same period were published on the 7th November and are included in Annex A.

Hereafter releases will be aligned on a six monthly basis with the next release on 28th May 2013. The scope and need to produce more frequent supplementary statistics will be reviewed following the release of this first set of statistics.

Introduction

Work Programme was launched throughout Great Britain in June 2011. It provides personalised work-focused support for people who are long-term unemployed or who are at risk of becoming so. Jobseekers Allowance (JSA) and Employment Support Allowance (ESA) claimants are referred to the Work Programme at specified points in their claims, depending on their circumstances. In England only, people who receive incapacity benefits who have not yet been reassessed for ESA and people who claim Income Support (IS) are also eligible to volunteer for the Work Programme. There are separate arrangements outside the Work Programme for these claimants in Scotland and Wales, commissioned and administered by the devolved administrations. Pension Credit claimants are also eligible to volunteer for the Work Programme. Claimants are referred to a payment group dependant on circumstances.

The Work Programme is delivered through 40 contracts held by 18 Private, Public and Voluntary and Community Sector organisations. Providers are paid primarily for sustained job outcomes. A job outcome payment can be claimed after a participant has been in a job for three or six months and subsequent sustainment payments claimed every four weeks for up to one year, eighteen months or two years when a participant stays in work longer; with timescales and payments dependant on the payment group.

Key findings

- The total number of job outcomes paid to providers from 1st June 2011 to the end of July 2012 is 31 thousand.
- The total number of sustainment payments paid from 1st June 2011 to the end of July 2012 is 58 thousand and these were paid for 20 thousand participants.
- There were 75 thousand referrals to the Work Programme in June 2011, of these 8.6% resulted in a job outcome within a year. Of the 99 thousand referrals in July 2011, 8.1% resulted in a job outcome within a year
- The total number of referrals and attachments to the Work Programme from 1st June 2011 to the end of July 2012 are 878 thousand and 837 thousand respectively (See **Annex A** for full statistical summary release)

Information on the official statistics

The full release of Work Programme statistics, plus further background, contextual and technical information relating to the Work Programme and the official statistics can be accessed via the following link: <http://research.dwp.gov.uk/asd/index.php?page=wp>

The statistics can be viewed by using the DWP tabulation tool; providing users with an interactive tool to produce their own bespoke breakdowns of the figures or by using the data visualisation tool; allowing the user to view the figures via various animated charts and track monthly cohort information on job outcomes.

1. For more information on the validation process and to view a table showing cumulative figures prior to validation see WP landing page: <http://research.dwp.gov.uk/asd/index.php?page=wp>

27th November 2012

Coverage: Great Britain

Theme: [People and Places](#)



Issued by:

Information, Governance and Security Directorate
Department for Work and Pensions

Telephone:
Press Office: 0203 267 5129

Website:
www.dwp.gov.uk

Statistician:

Judith Correia
Information, Governance and Security Directorate
Department for Work and Pensions
Room BP5201
Benton Park Road
Longbenton
Newcastle-upon-Tyne
NE98 1YX

Telephone: 0191 216 2939
Email:
judith.correia@dwp.gsi.gov.uk

Next publication:

28th May 2013

If you have any comments or suggestions regarding this publication, please contact DWP via stats-consultation@dwp.gsi.gov.uk.

Contents

1. Official Statistics: Work Programme job outcomes

page

1. Work Programme Job Outcomes

3

2. Official Statistics: Sustainment Payments

2. Work Programme Sustainment Payments

5

3. Work Programme: Cohort analysis

3 Cohort analysis for job outcomes

7

Notes

9

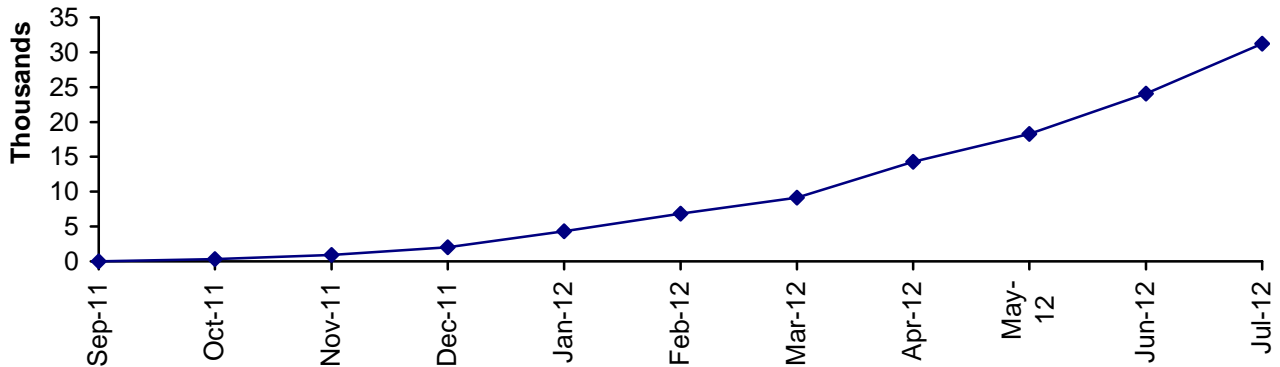
Annex – referral and attachment statistical summary

13

1. Official Statistics: Work Programme job outcomes

Job outcomes are paid to providers after a participant has been in employment for 26 weeks if part of the JSA 18-24 or JSA 25+ payment groups, or 13 weeks if a participant is in any other payment group.

Work Programme Cumulative Job Outcomes by Month: September 2011 to July 2012



Job outcomes can be achieved following three or six months employment dependant on payment group. The chart above shows job outcomes steadily increasing from September 2011 onwards with another rise at December 2011 i.e. three and six months after the Work Programme launched in June 2011.

On 26th March 2012 the Provider Referral and Payment system (PRaP) was updated with functionality to record Work Programme outcomes electronically.

From April 2012, the functionality was used to allow all outcomes recorded clerically from September 2011 to be uploaded to the system. This took place in two stages during April and early May 2012. The stage one upload related to outcomes to the end of March 2012 and stage two covered April outcomes.

The new system functionality was opened to providers in mid-May 2012, from which point onwards all outcomes, including those from early May, were recorded directly on the Work Programme payment system.

A methodology was adopted for the official statistics to allocate the clerical outcomes to specific months based on what would have been input had the system been live. The information available to allocate early outcomes to a particular month coupled with failures, errors and delays during the upload and input process have impacted on the resultant time series to May 2012.

Following the production of the statistics, it was identified that a number of job outcomes (less than 1.5 % of total) have been incorrectly assigned on the Work Programme payment system. The cumulative total number of job outcomes is not affected just the month to which they are attributed¹.

Latest statistical data available from: <http://research.dwp.gov.uk/asd/index.php?page=wp>

¹ For Further information see the background information note available on the WP landing page: <http://research.dwp.gov.uk/asd/index.php?page=wp>

1. Official Statistics: Job outcomes

Table 1.1 –Time Series of Work Programme job outcomes by payment group: September 2011 to July 2012
Thousands

	Payment Group									
	Total	JSA 18 to 24	JSA 25 and over	JSA Early Entrants	JSA Ex-IB	ESA Volunteers	New ESA claimants	ESA Ex-IB	IB/IS Volunteers	JSA Prison Leavers
Sep-11	0.02	.	.	0.02	-	-	-	-	-	.
Oct-11	0.31	.	.	0.29	-	-	0.01	-	-	.
Nov-11	0.60	.	.	0.55	0.01	0.01	0.03	-	-	.
Dec-11	1.11	0.01	0.06	0.94	0.01	0.02	0.05	-	0.01	.
Jan-12	2.27	0.24	0.69	1.23	0.02	0.02	0.05	-	0.01	.
Feb-12	2.53	0.44	1.08	0.89	0.02	0.03	0.07	-	0.01	.
Mar-12	2.30	0.55	1.26	0.43	0.01	0.01	0.03	-	-	.
Apr-12	5.15	1.17	2.68	1.15	-	0.02	0.10	-	0.01	.
May-12	3.98	0.92	2.11	0.83	0.01	0.02	0.09	-	-	-
Jun-12	5.81	1.28	2.45	1.84	0.03	0.04	0.17	0.01	0.01	-
Jul-12	7.16	1.31	3.09	2.44	0.03	0.07	0.20	0.01	0.02	-

Of the total job outcomes paid as a result of the Work Programme to the end of July 2012, 30 thousand (96.3%) were for participants in a JSA payment group with the highest number of job outcomes 13 thousand (43.0%) paid for the JSA 25 and over group followed by 11 thousand (34.0%) for JSA early entrants, just under 6 thousand (19.0%) were in the JSA 18-24 payment group.

Job outcomes for ESA payment groups made up 1 thousand (3.4%) of all job outcomes to the end of July 2012.

Referrals to the JSA Prison Leavers group did not commence until in February 2012.

This early series also reflects the activity associated with the clerical upload around March-May 2012 with noticeably more job outcomes being allocated to April 2012 across the main payment groups followed by a drop in May 2012².

The most recent figures show that the number of job outcomes paid each month is starting to increase gradually and 22.9% (7 thousand) of the total job outcomes to date were paid in July 2012.

DEFINITIONS AND CONVENTIONS: "-" Nil or Negligible; "." Not applicable; Figures are rounded to the nearest ten; some additional disclosure control has also been applied. Totals may not sum due to rounding. Figures are refreshed each time they are published and are subject to change. Months are calendar months. Volumes displayed are in thousands.

SOURCE: DWP: Information, Governance and Security Directorate (IGS)

Notes:

Job Outcomes (Thousands) The Work Programme IT payment system update went live in April 2012. All outcomes prior to this were recorded clerically and uploaded to the system during April and May 2012. The outcome date for these is based on the date the information was uploaded to the system. For job outcomes recorded after this, outcome dates are based on the date that payments were made to providers following pre-payment validation processes to confirm job outcomes. The manual pre-payment validation checks may take time to conduct resulting in a delay between the job outcome being claimed and the date the payment is made to providers, and hence recorded in the statistics. Validation procedures continue to improve to streamline the process as issues are identified. For further details around issues and delays to job outcome payments please see the information note available on the WP landing page:

<http://research.dwp.gov.uk/asd/index.php?page=wp>

Payment Group Payment Groups are assigned by Jobcentre Plus, on the basis of a claimant's circumstances, and benefit they receive. A small number of claimants appear in an incorrect group caused by the way information is recorded on the administrative system. Also, please note that referrals to the JSA prison leavers payment group started from the 15th February 2012 and attachments from the 1st March 2012. For more information and for the full list of payment groups see the information note on the Work Programme landing page. Job outcomes for the JSA 18-24 and JSA 25+ payment groups are paid for the completion of 26 weeks in employment whereas job outcomes for the other payment groups are for 13 weeks in employment.

Latest statistical data available from: <http://research.dwp.gov.uk/asd/index.php?page=wp>

² For Further information see the background information note available on the WP landing page:
<http://research.dwp.gov.uk/asd/index.php?page=wp>

2. Official Statistics: Sustainment Payments

Following a job outcome, if a participant continues to remain in employment, the provider receives a sustainment payment every 4 weeks, up to a maximum of 13 sustainment payments for payment groups 1, 2 and 8, a maximum of 20 sustainment payments for payment groups 3, 4, 5, 6 and 9 and a maximum of 26 sustainment payments for payment group 7.

Table 2.1 –Time Series of Work Programme sustainment payments by payment group: September 2011 to July 2012

Thousands

	Total	Payment Group								
		JSA 18 to 24	JSA 25 and over	JSA Early Entrants	JSA Ex-IB	ESA Volunteers	New ESA claimants	ESA Ex-IB	IB/IS Volunteers	JSA Prison Leavers
Sep-11	-
Oct-11	-
Nov-11	0.02	.	.	0.02	-	-	-	-	-	.
Dec-11	0.06	.	.	0.05	-	-	-	-	-	.
Jan-12	0.16	-	0.02	0.13	-	-	0.01	-	-	.
Feb-12	0.27	0.02	0.07	0.16	-	-	0.01	-	-	.
Mar-12	-	-	-	-	-	-	-	-	-	.
Apr-12	14.50	1.39	3.61	8.66	0.11	0.16	0.46	0.02	0.08	.
May-12	4.27	0.78	1.92	1.41	0.01	0.04	0.10	0.01	0.01	-
Jun-12	15.80	3.04	6.61	5.55	0.07	0.12	0.35	0.01	0.05	-
Jul-12	23.20	4.66	10.19	7.51	0.10	0.14	0.52	0.02	0.05	-

Sustainment payments can be made following the payment of a job outcome to a provider, when a participant has been in work for either 13 or 26 weeks, depending on the participant's payment group. Therefore the first month a sustainment payment could have been achieved for any payment group was October 2011.

Of the total sustainment payments paid as a result of the Work Programme to the end of July 2012, 56 thousand (96.2%) were for participants in a JSA payment group with the highest number 22 thousand (38.5 %) were in the JSA 25 and over payment group, 23 thousand (40.3%) were JSA early entrants, 10 thousand (17.0%) were in the JSA 18-24 payment group and 2 thousand (3.4%) were ESA claimants.

As outlined above, system functionality to record outcomes was introduced on March 26th 2012 and opened to providers in mid-May 2012. During April and early May 2012 outcomes recorded clerically from September 2011 were uploaded to the system.

A methodology was adopted for the official statistics to allocate the clerical outcomes to specific months based on what would have been input had the system been live. The information available to allocate early outcomes to a particular month coupled with failures, errors and delays during the upload and input process have impacted on the resultant time series to May 2012.³

The impact of the clerical upload is clearly evident on this early sustainment payment series with no sustainment payments being allocated to March 2012. Again the cumulative total is unaffected.

DEFINITIONS AND CONVENTIONS: "-" Nil or Negligible; "." Not applicable; Figures are rounded to the nearest ten; some additional disclosure control has also been applied. Totals may not sum due to rounding. Figures are refreshed each time they are published and are subject to change. Months are calendar months. Volumes displayed are in thousands.

SOURCE: DWP: Information, Governance and Security Directorate (IGS)

Notes:

Sustainment Payments (Thousands) Table shows the number of sustainment payments paid to providers in each calendar month. The Work Programme IT payment system update went live in April 2012. All sustainment payments prior

Latest statistical data available from: <http://research.dwp.gov.uk/asd/index.php?page=wp>

³ For Further information see the background information note available on the WP landing page: <http://research.dwp.gov.uk/asd/index.php?page=wp>

Official Statistics: Sustainment Payments

to this were recorded clerically and uploaded to the system during April and May 2012. The payment date for these is based on the date the information was uploaded to the system. For sustainment payments recorded after this, payment dates are based on the date that payments were made to providers. For further details see the information note available on the WP landing page: <http://research.dwp.gov.uk/asd/index.php?page=wp>. For figures on the numbers of participants who have qualified for a sustainment payment see the tabtool on - "Sustainment payments: Number of participants (cumulative)"

Payment Group *Payment Groups are assigned by Jobcentre Plus, on the basis of a claimant's circumstances, and benefit they receive. A small number of claimants appear in an incorrect group caused by the way information is recorded on the administrative system: for more details on this and for the full list of payment groups see the information note on the Work Programme landing page. Also, please note that referrals to the JSA prison leavers payment group started from the 12th February 2012 and attachments from 1st March 2012. For more information and for the full list of payment groups see the information note on the Work Programme landing page.*

3. Official Statistics: Cohort analysis

This section of the statistical release examines monthly cohorts of referrals, tracking the proportion of each cohort achieving a job outcome in the months following referral to the Work Programme. Further cohort analysis is available via the data visualisation tool which can be viewed on the Work Programme landing page: <http://research.dwp.gov.uk/asd/index.php?page=wp>

This cohort analysis is linked to the Department's business plan other 'key data measures' for the Work Programme which is the proportion of customers for whom providers have achieved a job outcome payment at 12 months on the programme.⁴

Table 3.1 – Proportion of claimants for whom providers have received a job outcome payment by monthly cohort

Number of months after cohort	Percentage			
	June 2011 cohort	July 2011 cohort	August 2011 cohort	September 2011 cohort
1 month
2 months
3 months	-	0.1	0.1	0.1
4 months	0.3	0.4	0.4	0.5
5 months	0.7	0.8	0.8	0.8
6 months	1.2	1.4	1.2	1.0
7 months	2.6	2.4	1.9	2.1
8 months	3.8	3.3	3.4	3.1
9 months	4.7	4.9	4.4	4.5
10 months	6.4	5.8	5.7	5.8
11 months	7.4	6.9	7.1	.
12 months ⁵	8.6	8.1	.	.
13 months	9.8	.	.	.

System functionality to record outcomes electronically was introduced on March 26th 2012 and opened to providers in mid-May 2012. During April and early May 2012 outcomes recorded clerically from September 2011 were uploaded to the system.

A methodology was adopted for the official statistics to allocate the clerical outcomes to specific months based on what would have been input had the system been live. The information available to allocate early outcomes to a particular month coupled with failures, errors and delays during the upload and input process have impacted on the resultant time series to May 2012⁶.

The impact of the clerical upload of data is noticeable in Table 3.1. For the June cohort this is seen as a higher increase in the proportion of outcomes achieved between months 9 and 10 following referral followed by a lower increase in the subsequent month, the equivalent to the increase in job outcomes allocated to April followed by a fall in May seen in Table 1.1. This is also seen between months 8 and 9 following referral for the July cohort, similarly months 7 and 8 for the August cohort although and to a lesser extent in months 6 and 7 for the September cohort.

This necessitates caution when comparing cohorts at the same point in time prior to 12 months following referral. The impact of the clerical upload is no longer evident in the series once cohorts reach the 12 month point.

⁴ The business plan key data measure can be viewed on this website: <http://www.dwp.gov.uk/publications/corporate-publications/dwp-business-plan-2011-2015/business-plan-transparency/>

⁵ See footnote 4.

⁶ For further information see the background information note available on the WP landing page: <http://research.dwp.gov.uk/asd/index.php?page=wp>

3. Official Statistics: Cohort analysis

DEFINITIONS AND CONVENTIONS: "-" Nil or Negligible; "." Not applicable; percentages are rounded to one decimal place. Figures are refreshed each time they are published and are subject to change. Months are calendar months.

SOURCE: DWP: Information, Governance and Security Directorate (IGS)

Notes:

Job Outcomes (Thousands) The Work Programme IT payment system update went live in April 2012. All outcomes prior to this were recorded clerically and uploaded to the system during April and May 2012. The outcome date for these is based on the date the information was uploaded to the system. For job outcomes recorded after this, outcome dates are based on the date that payments were made to providers following pre-payment validation processes to confirm job outcomes. The manual pre-payment validation checks may take time to conduct resulting in a delay between the job outcome being claimed and the date the payment is made to providers, and hence recorded in the statistics. Validation procedures continue to improve to streamline the process as issues are identified. For further details around issues and delays to job outcome payments please see the information note available on the WP landing page:
<http://research.dwp.gov.uk/asd/index.php?page=wp>

NOTES

1. Work Programme Statistics

The release strategy for statistics on pre-Work Programme support and the Work Programme has been updated. Details on when statistics will be released are available here: [Details on when statistics will be released is available here: http://research.dwp.gov.uk/asd/index.php?page=wp](http://research.dwp.gov.uk/asd/index.php?page=wp)

The Department for Work and Pensions (DWP) publish a regular Work Programme Statistical Release or the Work Programme official statistics on referrals and attachments.

Alongside this, there are a large number of tables which enable the user to delve into the detail. These are provided to the user as:

- The DWP Tabulation Tool – this provides the user with an interactive tool to select one of thousands of possible tabulations.
- A data visualisation tool - this allows the user to view the figures as various animated charts.

Both tools can be found on the Work Programme Statistics web page:
<http://research.dwp.gov.uk/asd/index.php?page=wp>

The following characteristic breakdowns are available on those being referred to the Work Programme and attached by a provider: age, gender, disability indicator, ethnicity, primary health condition (for IB and ESA claimants) and lone parent status (for JSA and IS claimants).

Lower level geography information is available for the participant by local authority, parliamentary constituency and Jobcentre Plus district. Tables also contain information broken down by contract, contract package area and payment group.

The release cycle for referral and attachment official statistics will change following this release. The frequency of the publication will move to six monthly rather than quarterly. This is to align with the release of the outcome official statistics. For future release dates see HUB release calendar: <http://www.statistics.gov.uk/hub/release-calendar>

2. Definitions

For full definitions see background information note available via this link
<http://research.dwp.gov.uk/asd/index.php?page=wp>

Summary of main definitions:

Referral

Claimants are referred by Jobcentre Plus at a Work Programme referral interview. Jobcentre Plus randomly allocate claimants to a provider in their area.

Attachment

Following the referral of a participant to a Work Programme provider, that provider is responsible for contacting the participant to discuss the programme and begin planning the steps needed to support them into sustained employment. Once this activity has taken place, the provider registers an 'attachment' to the Work Programme. The date the activity takes place is recorded on the payment system by the provider (this is the closest proxy for a 'start' to the Work Programme).

The difference between referral and attachments

The statistics on referrals record the number of eligible claimants referred to the Work Programme by Jobcentre Plus. A claimant remains on the Work Programme for 2 years from the date of their referral to the programme. The statistics on attachments record the number of people with whom a provider has completed initial engagement activity.

Since attachment activity must take place following a referral, at any given date, the number of attachments will be lower than the number of referrals. In addition, there will be a proportion of claimants who either sign off benefit or move into work after referral but before the point at which the provider has completed engagement activity with them.

Payment Group

Claimants will have different entry points to the Work Programme, and different participation requirements, depending on their circumstances, such as age and benefit type. There is a summary of the payment groups and participants' entry points in section 3 below.

3. Work Programme referral points and payment groups.

Claimants have different referral points to the Work Programme depending on their circumstances, such as age and benefit type. See table below for a summary of the different payment groups and referral points.

Mandatory payment groups

Participant	Entry/Access Point	PG	Participation
JSA claimants aged 18 to 24.	Required from 9 months	PG 1	Mandatory
JSA claimants aged 25 and over.	Required from 12 months	PG 2	Mandatory
JSA 18 year old NEET participants.	Required from 3 months	PG 3	Mandatory
JSA Repeaters.	Required from 3 months	PG 3	Mandatory
JSA Ex-IB participants.	Required from 3 months	PG 4	Mandatory
JSA Early Access participants.	Optional from 3 months	PG 3	Mandatory
JSA Prison Leaver	Required from Day One of release from prison or the first date of claim if made within 13 weeks	PG 9	Mandatory
ESA (IR) WRAG with 3 Month Prognosis.	Required from WCA Outcome	PG 6	Mandatory
ESA (IR) WRAG with 6 Month Prognosis.	Required from WCA Outcome	PG 6	Mandatory
ESA (IR) Ex-IB WRAG with 3 Month Prognosis.	Required from WCA Outcome	PG 7	Mandatory
ESA (IR) Ex-IB WRAG with 6 Month Prognosis.	Required from WCA Outcome	PG 7	Mandatory
Existing ESA (IR) WRAG with 3 or 6 Month Prognosis.	Mandatory from 10/9/12	PG 6	Mandatory
ESA (IR) WRAG with 12 Month Prognosis.	Mandatory from 12 Nov 2012	PG 6	Mandatory
ESA (c) WRAG participants.	Optional from WCA outcome	PG 5	Mandatory

Voluntary payment groups

Participant	Entry/Access Point	PG	Participation
IS participants.	Optional from benefit entitlement	PG8	Voluntary
IB participants.	Optional	PG 8	Voluntary
ESA (IR) WRAG (with Youngest Child Under 5 OR Full-Time Carer) with 3 or 6 Month Prognosis.	Optional from WCA outcome	PG 6	Voluntary
ESA (IR) Ex-IB WRAG (with Youngest Child Under 5 OR Full-Time Carer) with 3 or 6 Month Prognosis.	Optional from WCA outcome	PG 7	Voluntary
ESA (IR) WRAG (with Youngest Child Under 5 OR Full-Time Carer) with 12 Month +.	Optional from WCA outcome	PG 5	Voluntary
ESA (c) WRAG (with Youngest Child Under 5 OR Full-Time Carer).	Optional from WCA outcome	PG 5	Voluntary
ESA (IR) Support Group.	Optional from WCA outcome	PG 6	Voluntary
ESA (IR) Ex-IB Support Group.	Optional from WCA outcome	PG 7	Voluntary
ESA (c) Support Group.	Optional from WCA outcome	PG 6	Voluntary
ESA (c) Ex-IB Support Group.	Optional from WCA outcome	PG 7	Voluntary

ESA Credit Only.	Optional from WCA outcome	PG 5	Voluntary
Pension Credit Claimants.	Optional from 12 months (claiming benefits)	PG 2	Voluntary
Pension Credit Claimants with Health Conditions.	Optional from benefit entitlement	PG 5	Voluntary

* This will be the opportunity name/ identifier participants will be referred under.

WCA - Work Capability Assessment.

Existing ESA Claimants - Where the date of a claimant's initial WCA decision was prior to the end date for referrals to Pathways to Work.

Notes:

(1) An exception to mandatory participation are those claimants in receipt of JSA Credits Only. These claimants will be given the option of accessing the Work Programme and taking part on an entirely voluntary basis from their eligible entry point. They do not have a separate Opportunity/Claimant Group or Payment Group (PG) on PRaP.

(2) Participants in receipt of JSA Credits Only will be given the option of accessing the Work Programme and taking part on an entirely voluntary basis from their eligible entry point. They do not have a separate Opportunity/Claimant Group or Payment Group (PG) on PRaP.

(3) Referrals to the JSA Prison Leavers payment group started in February 2012. Attachments to the JSA Prison Leavers payment group started on the 1st March 2012.

Note: Full details can be seen in Annex A at <http://www.dwp.gov.uk/docs/wp-pg-chapter-2.pdf>

4. Work Programme outcome official statistics

The focus of the Work Programme is on supporting participants to achieve sustained employment. Participants are supported by the Work Programme for two years. Providers receive job outcome payments when a participant has been in work for either three or six months, depending on the participant's circumstances. Once a job outcome payment has been paid, providers will receive sustainment payments for each subsequent four week period the participant spends in employment up to a maximum of two years, depending on the participants' circumstances. Further details on the payment arrangements for each claimant group are provided above.

The Department is publishing the first set of outcome official statistics on 27th November 2012. Figures will be published via the same mechanisms as for referrals and attachments and tables will be published by similar breakdowns.

The outcome statistics will be released on a six monthly cycle and from May 28th 2013 the referral and attachment publication will be released alongside outcome statistics on the same date. The scope and need to produce more frequent supplementary statistics will be reviewed following the release of the first set of statistics on outcomes.

For more information on the release of the Work Programme outcome statistics see background note on the Work Programme landing page: <http://research.dwp.gov.uk/asd/index.php?page=wp>

5. Pre-Work Programme Support measures

A new package of Pre-Work Programme Support measures were introduced between October 2010 and August 2011, including Work Clubs, Work Together, New Enterprise Allowance, Enterprise Clubs, Mandatory Work Activity, sector based work academies, work experience and Skills Conditionality. These statistics can be found via the following link: <http://research.dwp.gov.uk/asd/asd1/pwp/index.php?page=pwp>

6. Code of Practice for Official Statistics

In developing The Work Programme official statistics, DWP has acted in accordance with the Code of Practice and supporting Principles. Detailed policy statements and statement of compliance with the pre-release access to official statistics order 2008 are given below:

The Work Programme official statistics will undergo the formal assessment process by the Statistic Authority to determine compliance with the Code and designation with the quality mark 'National Statistics'.

DWP policy statements

DWP would like to hear your views on our statistical publications. If you use any of our statistics publications, we would be interested in hearing what you use them for and how well they meet your requirements. Please email DWP at stats-consultation@dwp.gsi.gov.uk. If you would like to receive occasional e-mails from DWP to directly inform you of documents seeking the views of users, please email general.statistics@dwp.gsi.gov.uk giving details of the DWP publications you use.

7. Other National and Official Statistics issued by the Department for Work and Pensions

Details of other National and Official Statistics produced by the Department for Work and Pensions can be found on the DWP website at the following links:

- A list of Tabulation Tools: <http://statistics.dwp.gov.uk/asd/index.php?page=tabtool>;
- An A to Z list of DWP statistics: http://statistics.dwp.gov.uk/asd/index.php?page=statistics_a_to_z ;
- A schedule of statistical releases over the next 12 months: <http://statistics.dwp.gov.uk/asd/index.php?page=schedule> ;
- And a list of the most recent releases: <http://statistics.dwp.gov.uk/asd/index.php?page=recent> .
- In accordance with the Code of Practice for Official Statistics, all DWP National Statistics are also announced via the UK Statistics Authority publication hub at: http://www.statistics.gov.uk/hub/statistics-producers/publications/index.html?newquery=*%&source-agency=Work+and+Pensions&pagetype=release-landing-page

In addition, users can find links to DWP additional statistical analyses that have not been included in our standard publications at http://statistics.dwp.gov.uk/asd/index.php?page=adhoc_analysis.

8. Revisions

Each scheduled release of Work Programme official statistics is subject to a complete historical revision to previous figures as well as entirely new records relating to the latest time period i.e. they are fully retrospective

The Department's policy statement describes more generally how DWP will handle revisions http://research.dwp.gov.uk/asd/policy/DWP_Revisions_Policy_final.pdf

Note: Two contract names for Coventry, Warwicks, Staffs, Manchester ESG and Coventry, Warwicks, Staffs, Manchester Serco.Ltd have been labelled incorrectly on the tabulation tool and data visualisation tool. The label should read 'Marches' instead of Manchester. This will be revised when the statistics are next released on 28th May 2013.

9. Profiles

The Office of Budget Responsibility produces an independent aggregate claimant count projection that is the basis of the Department's forecasting of Jobseeker's Allowance. The Department produces inflow and off-flow projections consistent with this overall projection, including splits into over and under 25 age groups, using assumptions based on trends in historical data.

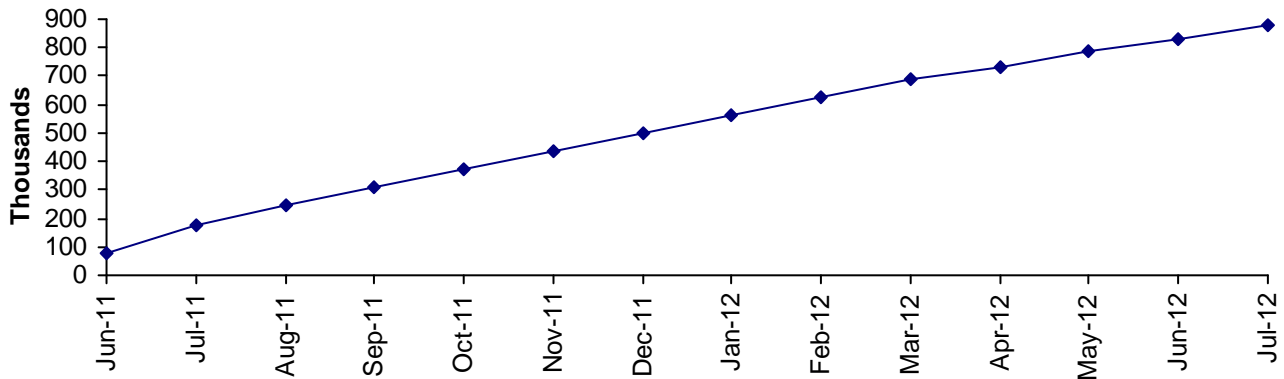
Indicative claimant volumes attaching to the Work Programme from the jobseeker's allowance (JSA) 18-24 group are profiled by applying an assumption about the rate of attachment of eligible claimants to the Department's forecast volumes of JSA 18-24 year olds that reach the 9 month threshold stage of their claims.

1. Official Statistics: Referrals to the Work Programme

Annex A: Work Programme Statistical Release on Referrals and Attachments (released on 7th November 2012)

Claimants are referred to the Work Programme by Jobcentre Plus at a Work Programme referral interview. Jobcentre Plus randomly allocate claimants to one of the two or three providers in their area.

Cumulative Referrals to Work Programme by Month: June 2011 to July 2012



The first few months of figures for referrals reflect initial roll out activity; the volumes of referrals are lower in June since providers began to deliver the Work Programme at different times from the start of June 2011.

The figures also reflect the referrals to the Work Programme that accumulated following the closure of the Flexible New Deal. This is seen as an increase in referrals in July 2011 and a lower total in October 2011 reflecting the clearance of these cases. There has been a steady fall in the number of referrals each month since January 2012 however the number has remained relatively steady since April 2012 with an average of 47 thousand referrals being made each month.

Table 1.1: Time series of referrals to the Work Programme by Payment Group: June 2011 to July 2012

	<i>Thousands</i>									
	Payment Group									
Total	JSA 18 to 24	JSA 25 and over	JSA Early Entrants	JSA Ex-IB	ESA Volunteers	New ESA claimants	ESA Ex-IB	IB/IS Volunteers	JSA Prison Leavers	
Jun-11	74.68	10.93	41.81	19.40	0.18	0.30	1.80	0.09	0.17	-
Jul-11	99.25	16.36	49.88	28.34	0.37	0.50	3.40	0.12	0.29	-
Aug-11	73.70	14.30	36.18	18.85	0.28	0.46	3.29	0.13	0.21	-
Sep-11	63.33	13.16	29.86	15.63	0.24	0.48	3.55	0.18	0.23	-
Oct-11	58.30	13.63	26.22	12.23	0.21	0.60	4.82	0.42	0.18	-
Nov-11	68.84	14.34	28.82	12.81	0.27	1.61	9.91	0.84	0.24	-
Dec-11	58.17	11.65	24.36	15.25	0.20	1.71	4.17	0.66	0.16	-
Jan-12	66.01	14.04	31.86	12.67	0.34	1.90	4.25	0.79	0.15	-
Feb-12	64.70	11.05	23.86	23.48	0.52	1.68	3.03	0.81	0.12	0.15
Mar-12	61.11	11.60	23.26	18.47	0.63	1.65	3.13	1.02	0.09	1.27
Apr-12	46.53	11.19	17.60	10.87	0.65	1.34	2.27	0.90	0.04	1.67
May-12	50.74	12.38	19.48	10.32	0.82	1.48	2.85	1.13	0.08	2.20
Jun-12	43.90	11.30	16.69	7.91	0.71	1.46	2.66	1.12	0.06	1.97
Jul-12	48.62	10.75	19.94	8.43	0.91	1.92	2.97	1.23	0.09	2.37

Of the claimants referred up to the end of July 2012, 390 thousand (44.4%) were in the JSA 25 and over payment group, 215 thousand (24.5%) were JSA early entrants, 177 thousand (20.1%) were in the JSA 18-24 payment group and 79 thousand (9.0%) were ESA claimants.

Referrals to the JSA Prison Leavers group commenced in February 2012 and just under 10 thousand referrals were made up to the end of July 2012, which accounted for 1.1% of all referrals up to July 2012.

Latest statistical data available from: <http://research.dwp.gov.uk/asd/index.php?page=wp>

1. Official Statistics: Referrals to the Work Programme

There was a significant rise in ESA referrals towards the end of 2011, compared to earlier months, reflecting changes in the way ESA claimants are identified and receive information about the Work Programme as well as changes to referral criteria and focused Incapacity Benefit reassessment activity.

Work Programme information sessions for potential ESA volunteers were introduced in October 2011 and people expected to be fit for work within 6 months are now immediately referred to the Work Programme, rather than three months later. The discernible increase in new ESA referrals in November 2011 reflects a Jobcentre Plus exercise to identify eligible ESA claimants who had not been referred to the Work Programme.

Referrals in the period from April to July 2012 are noticeably lower than in earlier months. This is in line with the Departmental profile¹ based on lower forecasts in the second year of operation (2012/13) than they were in the first year (2011/12). The decrease of Jobseekers' Allowance referrals seen in more recent months is highlighted by higher volume of referrals in operational year 2011/12 compared to initial projections, in particular for early entrants as well as the transition from the Flexible New Deal.

The additional reduction in monthly referrals in April and June 2012 is likely to be explained by the reduced operational time as a result of the public holidays in these months.

The rise in referrals to the JSA early entrant group in February 2012 reflects the introduction of a new process which has since been refined.

DEFINITIONS AND CONVENTIONS: *Figures are rounded to the nearest ten; some additional disclosure control has also been applied. Totals may not sum due to rounding. Figures are refreshed each time they are published and are subject to change. Months are calendar months.*

SOURCE: *DWP: Information, Governance and Security Directorate (IGS)*

Notes:

Referrals (Thousands) *Referrals shown are 'net' referrals which do not include rejections, cancellations or referrals to ESA information sessions.*

Payment Group *Payment Groups are assigned by Jobcentre Plus, on the basis of a claimant's circumstances, and benefit they receive. A small number of claimants appear in an incorrect group caused by the way information is recorded on the administrative system: for more details on this and for the full list of payment groups see the information note on the Work Programme landing page. Also, please note that referrals to the JSA prison leavers payment group started from the 12th February 2012 and attachments from 1st March 2012. For more information and for the full list of payment groups see the information note on the Work Programme landing page.*

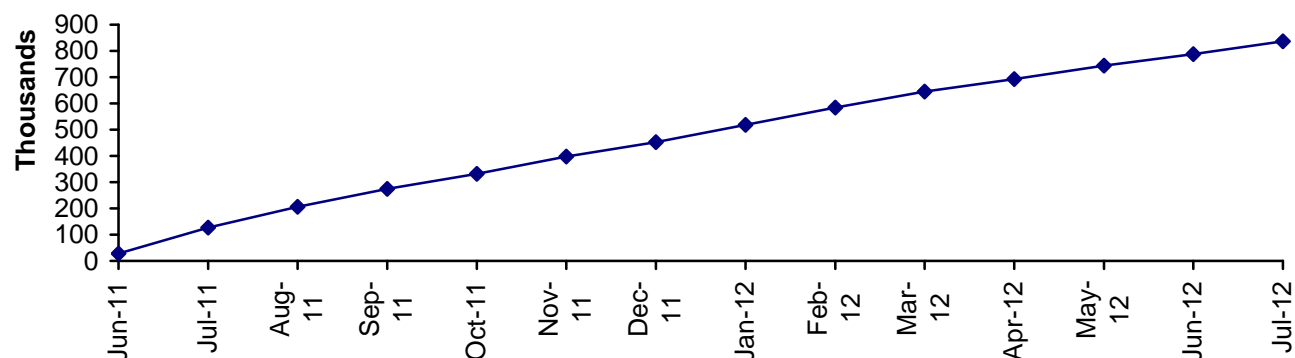
¹ Link to Work Programme Attachment profiles (see notes section 9. for further information) - <http://data.parliament.uk/DepositedPapers/Files/DEP2012-1134/WorkProgrammeattachmentprofilesMay2012.doc>

Latest statistical data available from: <http://research.dwp.gov.uk/asd/index.php?page=wp>

2. Official Statistics: Attachments to the Work Programme

Following the referral of a participant to a Work Programme provider, that provider is responsible for contacting the participant to discuss the programme and begin planning the steps needed to support them into sustained employment. Once this activity has taken place, the provider registers an 'attachment' to the Work Programme. The date this activity takes place is recorded on the payment system by the provider.

Cumulative Attachments to Work Programme by Month: June 2011 to July 2012



The volumes of attachments, as with those of referrals, reflect the staggered roll out activity and referral of ex Flexible New Deal participants with lower levels in June 2011 and a higher volume in July 2011. This effect is exacerbated since attachment activity takes place following a referral. At the end of July 2012 the total attachments to the Work Programme was 837 thousand. Evidence collected so far suggests that 95% of referrals are attached to the Work Programme within 3 months of being referred.

Table 2.1: Time series of Attachments to the Work Programme by Payment Group: June 2011 to July 2012

Thousands

Payment Group

	Total	JSA 18 to 24	JSA 25 and over	JSA Early Entrants	JSA Ex- IB	ESA Volunteers	New ESA claimants	ESA Ex-IB	IB/IS Volunteers	JSA Prison Leavers
Jun-11	28.58	4.16	16.81	6.71	0.08	0.10	0.60	0.03	0.07	-
Jul-11	97.66	15.26	50.47	27.99	0.31	0.40	2.91	0.09	0.25	-
Aug-11	79.28	13.85	39.52	21.65	0.28	0.49	3.12	0.13	0.23	-
Sep-11	68.47	13.71	33.26	16.94	0.24	0.50	3.44	0.16	0.23	-
Oct-11	58.17	12.78	27.05	13.09	0.24	0.49	4.04	0.30	0.19	-
Nov-11	64.99	13.75	28.21	12.34	0.23	0.98	8.59	0.68	0.20	-
Dec-11	55.52	11.19	23.70	13.99	0.20	1.07	4.66	0.57	0.15	-
Jan-12	66.00	13.98	31.58	13.14	0.31	1.41	4.63	0.81	0.15	-
Feb-12	65.22	11.91	26.13	20.83	0.46	1.57	3.42	0.75	0.14	-
Mar-12	61.16	11.36	23.66	19.42	0.59	1.68	3.15	0.91	0.10	0.29
Apr-12	47.55	10.82	18.38	12.05	0.64	1.44	2.48	0.82	0.05	0.86
May-12	51.27	12.53	19.95	10.98	0.76	1.70	2.80	1.11	0.07	1.36
Jun-12	44.49	11.61	17.10	8.42	0.72	1.34	2.69	1.07	0.06	1.47
Jul-12	48.59	11.25	20.26	8.81	0.89	1.51	3.00	1.19	0.07	1.61

Of the total attachments to the Work programme at the end of July 2012, 757 thousand (90.4%) were in the JSA payment groups, 73 thousand (8.7%) were in the ESA payment groups, just under 2 thousand (0.2%) were in the IB/IS volunteer group and under 6 thousand were in the JSA Prison Leavers group, which accounted for 0.7% of all attachments up to July 2012.

2. Official Statistics: Attachments to the Work Programme

DEFINITIONS AND CONVENTIONS: *Figures are rounded to the nearest ten; some additional disclosure control has also been applied. Totals may not sum due to rounding. Figures are refreshed each time they are published and are subject to change. Months are calendar months.*

SOURCE: *DWP: Information, Governance and Security Directorate (IGS)*

Notes:

Attachments (Thousands) *The date of the first engagement activity between the provider and the participant as recorded on the payment administrative system.*

Payment Group *Payment Groups are assigned by Jobcentre Plus, on the basis of a claimant's circumstances, and benefit they receive. A small number of claimants appear in an incorrect group caused by the way information is recorded on the administrative system: for more details on this and for the full list of payment groups see the information note on the Work Programme landing page. Also, please note that referrals to the JSA prison leavers payment group started from the 12th February 2012 and attachments from 1st March 2012. For more information and for the full list of payment groups see the information note on the Work Programme landing page.*