
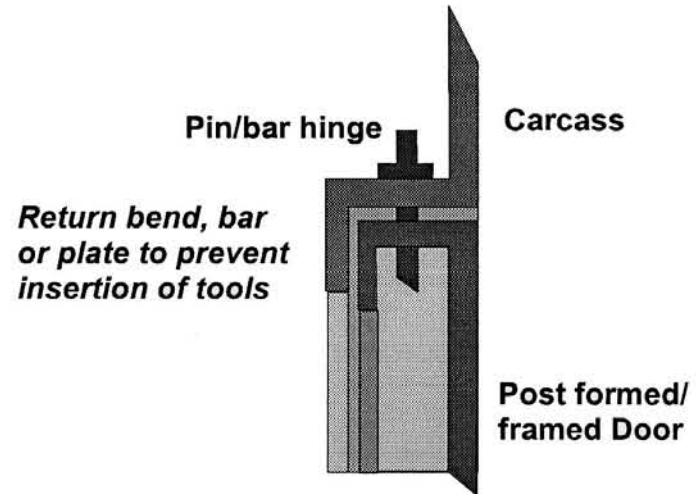


# Illustration 2- Suggestions for hinge bolts/protection strips (Other styles are possible, dependent upon the engineering equipment available to the fabricator)

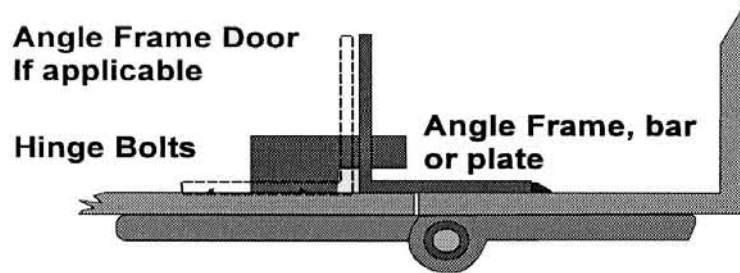
*Doors hinged either externally or top/bottom pin style*



*Doors hinged top/bottom pin style - prevention of tool attack on pins*



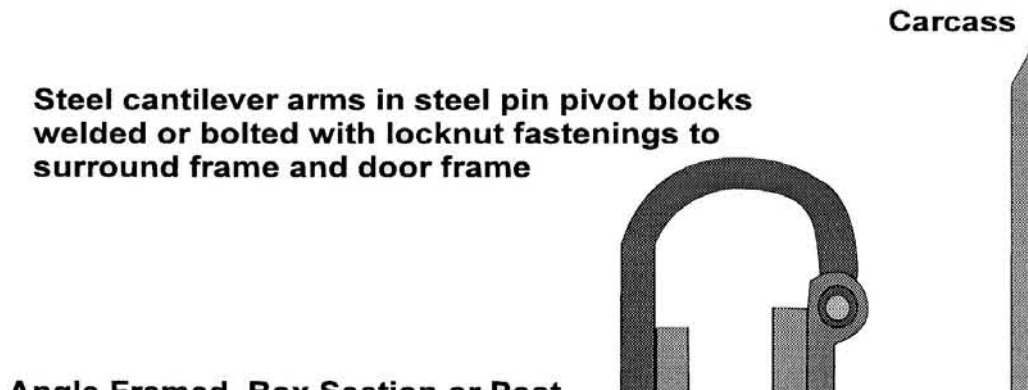
*Plate or framed Doors - externally hinged*



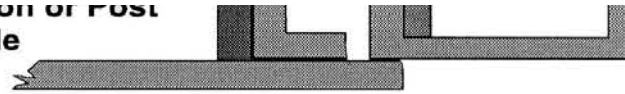
Hinges continuously welded to door and framework

*Plate or framed Doors - suggestion for internal hinges*

Steel cantilever arms in steel pin pivot blocks welded or bolted with locknut fastenings to surround frame and door frame




Angle Framed, Box Section or Post  
formed Door as applicable



**Illustration 3 - Suggestions for lock mounting (Other styles are possible, dependent upon the engineering equipment available to the fabricator)**

Lock Bracket welded to door  
with slot for insertion of  
lock



Lock Bracket welded to door  
for mounting a lock by bolting/  
machine screws either inside  
bracket ( as in case of plate doors)  
or outside bracket ( as in case of  
post formed door or carcass)

